

Account	Amount	USD Amount	Cash Ref	DD Ref	Repeat code	DR/CR	Value date (sel.)	Statement Item#	Statement Date
LP CAD 2006	(268,896.80)		11		Construction payment	BANK DEBIT	10/2/2013	184	10/2/2013
LP CAD 2006	(157,998.79)		11		Construction payment	BANK DEBIT	10/2/2013	188	10/2/2013
LP CAD 2006	CAD 4,878,018.50				ZBA Transfer	BANK CREDIT	10/2/2013	190	10/2/2013
LP CAD 1148	(CAD 1,151,313.26)				ZBA Funding	BK DEBIT	10/3/2013	143	10/3/2013
LP CAD 2006	(1,150,601.18)		11		Construction payment	BANK DEBIT	10/3/2013	191	10/3/2013
LP CAD 2006	(CAD 733.10)				Bank Fee	BANK DEBIT	10/3/2013	192	10/3/2013
LP USD 2006	(CAD 247.57)				Bank Fee	BANK DEBIT	10/3/2013	2	10/3/2013
LP USD 1148	(32,381.55)	USD			TRSF TO 4427699126		10/3/2013	62	10/3/2013
LP USD 2006	CAD 247.57				ZBA Transfer		10/3/2013	3	10/3/2013
LP CAD 1148	CAD 1,000,000.00				Canada RBC2	BK CREDIT	10/3/2013	144	10/3/2013
LP CAD 2006	CAD 1,151,334.28				ZBA Transfer	BANK CREDIT	10/3/2013	193	10/3/2013
LP CAD 1148	(22,516,961.19)		22		Canada 1347	BK DEBIT	10/4/2013	145	10/4/2013
LP CAD 1148	(CAD 8,944,332.54)				ZBA Funding	BK DEBIT	10/4/2013	146	10/4/2013
LP CAD 2006	(2,535,897.40)		11		Construction payment	BANK DEBIT	10/4/2013	195	10/4/2013
LP CAD 2006	(1,446,424.61)		11		Construction payment	BANK DEBIT	10/4/2013	198	10/4/2013
LP CAD 2006	(1,235,397.61)		11		Construction payment	BANK DEBIT	10/4/2013	196	10/4/2013
LP CAD 2006	(1,204,231.98)		11		Construction payment	BANK DEBIT	10/4/2013	194	10/4/2013
LP CAD 2006	(1,062,176.48)		11		Construction payment	BANK DEBIT	10/4/2013	199	10/4/2013
LP CAD 2006	(650,574.97)		11		Construction payment	BANK DEBIT	10/4/2013	201	10/4/2013
LP CAD 2006	(517,477.58)		11		Construction payment	BANK DEBIT	10/4/2013	200	10/4/2013
LP CAD 2006	(192,101.91)		11		Construction payment	BANK DEBIT	10/4/2013	197	10/4/2013
LP CAD 2006	CAD 8,844,282.54				ZBA Transfer	BANK CREDIT	10/4/2013	202	10/4/2013
LP CAD 1148	CAD 31,000,000.00				Canada RBC2	BK CREDIT	10/4/2013	147	10/4/2013
LP CAD 1148	(CAD 8,951,831.52)				ZBA Funding	BK DEBIT	10/15/2013	148	10/15/2013
LP CAD 2006	(2,572,930.12)		26		Construction payment	BANK DEBIT	10/15/2013	206	10/15/2013
LP CAD 2006	(2,147,369.37)		26		Construction payment	BANK DEBIT	10/15/2013	211	10/15/2013
LP CAD 2006	(1,742,019.21)		26		Construction payment	BANK DEBIT	10/15/2013	204	10/15/2013
LP CAD 2006	(1,474,770.03)		26		Construction payment	BANK DEBIT	10/15/2013	207	10/15/2013
LP CAD 2006	(866,095.19)		26		Construction payment	BANK DEBIT	10/15/2013	210	10/15/2013
LP CAD 2006	(359,951.13)		26		Construction payment	BANK DEBIT	10/15/2013	205	10/15/2013
LP CAD 2006	(343,321.59)		26		Construction payment	BANK DEBIT	10/15/2013	208	10/15/2013
LP CAD 2006	(82,550.12)		26		Construction payment	BANK DEBIT	10/15/2013	203	10/15/2013
LP CAD 2006	(72,817.76)		26		Construction payment	BANK DEBIT	10/15/2013	209	10/15/2013
LP CAD 2006	CAD 9,661,824.52				ZBA Transfer	BANK CREDIT	10/15/2013	212	10/15/2013
LP CAD 1148	CAD 9,800,000.00				Canada RBC2	BK CREDIT	10/15/2013	149	10/15/2013
LP CAD 1148	(CAD 31,733,372.71)				ZBA Funding	BK DEBIT	10/16/2013	150	10/16/2013
LP CAD 2006	(3,024,460.63)		26		Construction payment	BANK DEBIT	10/16/2013	218	10/16/2013
LP CAD 2006	(1,783,363.40)		26		Construction payment	BANK DEBIT	10/16/2013	222	10/16/2013
LP CAD 2006	(1,036,911.52)		26		Construction payment	BANK DEBIT	10/16/2013	225	10/16/2013
LP CAD 2006	(956,564.10)		26		Construction payment	BANK DEBIT	10/16/2013	216	10/16/2013
LP CAD 2006	(945,532.42)		26		Construction payment	BANK DEBIT	10/16/2013	217	10/16/2013
LP CAD 2006	(845,898.10)		26		Construction payment	BANK DEBIT	10/16/2013	223	10/16/2013
LP CAD 2006	(750,110.90)		26		Construction payment	BANK DEBIT	10/16/2013	221	10/16/2013
LP CAD 2006	(719,329.55)		26		Construction payment	BANK DEBIT	10/16/2013	215	10/16/2013
LP CAD 2006	(644,961.77)		26		Construction payment	BANK DEBIT	10/16/2013	214	10/16/2013
LP CAD 2006	(587,528.88)		26		Construction payment	BANK DEBIT	10/16/2013	220	10/16/2013
LP CAD 2006	(287,845.52)		26		Construction payment	BANK DEBIT	10/16/2013	213	10/16/2013
LP CAD 2006	(137,097.57)		26		Construction payment	BANK DEBIT	10/16/2013	224	10/16/2013
LP CAD 2006	(13,768.35)		26		Construction payment	BANK DEBIT	10/16/2013	219	10/16/2013
LP CAD 1148	CAD 11,600,000.00				Canada RBC2	BK CREDIT	10/16/2013	151	10/16/2013
LP CAD 2006	CAD 11,733,372.71				ZBA Transfer	BANK CREDIT	10/16/2013	226	10/16/2013
LP CAD 1148	(CAD 17,817,521.97)				Tax Refund	BK CREDIT	10/18/2013	152	10/18/2013
LP CAD 1148	(2,673,770.65)		26		ZBA Funding	BK DEBIT	10/22/2013	153	10/22/2013
LP CAD 2006	(2,031,688.50)		26		Construction payment	BANK DEBIT	10/22/2013	228	10/22/2013
LP CAD 2006	(1,739,367.82)		26		Construction payment	BANK DEBIT	10/22/2013	235	10/22/2013
LP CAD 2006	(1,701,920.44)		26		Construction payment	BANK DEBIT	10/22/2013	233	10/22/2013

Account	Amount	USD Amount	Cash Ref	DD Ref	Repeat code	DR/CR	Value date (sel.)	Statement Item#	Statement Date
LP CAD 2006	(1,143,583.76)		26		Construction payment	BANK DEBIT	10/22/2013	229	10/22/2013
LP CAD 2006	(848,430.70)		26		Construction payment	BANK DEBIT	10/22/2013	231	10/22/2013
LP CAD 2006	(822,538.14)		26		Construction payment	BANK DEBIT	10/22/2013	232	10/22/2013
LP CAD 2006	(694,350.12)		26		Construction payment	BANK DEBIT	10/22/2013	236	10/22/2013
LP CAD 2006	(504,748.91)		26		Construction payment	BANK DEBIT	10/22/2013	230	10/22/2013
LP CAD 2006	(19,579.38)		26		Construction payment	BANK DEBIT	10/22/2013	234	10/22/2013
LP CAD 2006	CAD 12,179,978.34				ZBA Transfer	BANK CREDIT	10/22/2013	237	10/22/2013
LP CAD 1148	(CAD 7,241,553.87)				ZBA Funding	BK DEBIT	10/25/2013	154	10/25/2013
LP CAD 2006	(2,483,486.25)		26		Construction payment	BANK DEBIT	10/25/2013	245	10/25/2013
LP CAD 2006	(1,065,546.72)		26		Construction payment	BANK DEBIT	10/25/2013	243	10/25/2013
LP CAD 2006	(1,014,616.21)		26		Construction payment	BANK DEBIT	10/25/2013	238	10/25/2013
LP CAD 2006	(963,586.15)		26		Construction payment	BANK DEBIT	10/25/2013	239	10/25/2013
LP CAD 2006	(637,702.00)		26		Construction payment	BANK DEBIT	10/25/2013	240	10/25/2013
LP CAD 2006	(634,635.74)		26		Construction payment	BANK DEBIT	10/25/2013	244	10/25/2013
LP CAD 2006	(379,841.99)		26		Construction payment	BANK DEBIT	10/25/2013	241	10/25/2013
LP CAD 2006	(62,138.81)		26		Construction payment	BANK DEBIT	10/25/2013	242	10/25/2013
LP CAD 1148	CAD 2,000,000.00				Canada RBC2	BK CREDIT	10/25/2013	155	10/25/2013
LP CAD 2006	CAD 7,241,553.87				ZBA Transfer	BANK CREDIT	10/25/2013	246	10/25/2013
LP CAD 1148	(CAD 3,313,454.54)				ZBA Funding	BK DEBIT	10/28/2013	156	10/28/2013
LP CAD 2006	(1,376,652.66)		26		Construction payment	BANK DEBIT	10/28/2013	247	10/28/2013
LP CAD 2006	(759,565.61)		26		Construction payment	BANK DEBIT	10/28/2013	248	10/28/2013
LP CAD 2006	(290,823.64)		26		Construction payment	BANK DEBIT	10/28/2013	251	10/28/2013
LP CAD 2006	(257,558.65)		26		Construction payment	BANK DEBIT	10/28/2013	250	10/28/2013
LP CAD 2006	(57,864.38)		26		Construction payment	BANK DEBIT	10/28/2013	249	10/28/2013
LP CAD 1148	CAD 2,500,000.00				Canada RBC2	BK CREDIT	10/28/2013	157	10/28/2013
LP CAD 2006	CAD 2,742,464.94				ZBA Transfer	BANK CREDIT	10/28/2013	252	10/28/2013
LP CAD 1148	(CAD 9,943,794.59)				Canada 1379	BK DEBIT	10/29/2013	158	10/29/2013
LP CAD 1148	CAD 9,600,000.00				Canada RBC2	BK CREDIT	10/29/2013	159	10/29/2013
LP CAD 1148	(24,804,913.68)		23		Canada 1347	BK DEBIT	10/31/2013	160	10/31/2013
LP CAD 1148	(CAD 7,941,369.44)				Canada 1379	BK DEBIT	10/31/2013	161	10/31/2013
LP CAD 1148	(CAD 3,551,456.59)				ZBA Funding	BK DEBIT	10/31/2013	162	10/31/2013
LP CAD 2006	(1,305,873.90)		26		Construction payment	BANK DEBIT	10/31/2013	254	10/31/2013
LP CAD 2006	(1,277,327.32)		26		Construction payment	BANK DEBIT	10/31/2013	255	10/31/2013
LP CAD 2006	(1,098,092.37)		26		Construction payment	BANK DEBIT	10/31/2013	253	10/31/2013
LP CAD 2006	(CAD 667.40)				Bank Fee	BANK DEBIT	10/31/2013	256	10/31/2013
LP USD 2006	(CAD 239.06)				Bank Fee	BANK DEBIT	10/31/2013	4	10/31/2013
LP USD 1148	(3228.15)	USD			TRSF TO 4427699126		10/31/2013	63	10/31/2013
LP USD 2006	CAD 239.06				ZBA Transfer		10/31/2013	5	10/31/2013
LP CAD 2006	CAD 3,681,960.99				ZBA Transfer	BANK CREDIT	10/31/2013	257	10/31/2013
LP CAD 1148	CAD 5,000,000.00				Canada 1333	BK CREDIT	10/31/2013	163	10/31/2013
LP CAD 1148	CAD 7,941,846.44		23		Canada 1333	BK CREDIT	10/31/2013	164	10/31/2013
LP CAD 1148	CAD 24,804,913.68				Canada RBC2	BK CREDIT	10/31/2013	165	10/31/2013
LP CAD 1148	(CAD 7,913,373.80)				ZBA Funding	BK DEBIT	11/1/2013	167	11/1/2013
LP CAD 2006	(4,442,258.86)		26		Construction payment	BANK DEBIT	11/1/2013	259	11/1/2013
LP CAD 2006	(3,481,111.94)		26		Construction payment	BANK DEBIT	11/1/2013	258	11/1/2013
LP CAD 1148	CAD 2,719.10				Interest	BK CREDIT	11/1/2013	166	10/31/2013
LP CAD 1148	CAD 1,300,000.00				Canada RBC2	BK CREDIT	11/1/2013	168	11/1/2013
LP CAD 1148	CAD 5,000,000.00				Canada 1333	BK CREDIT	11/1/2013	169	11/1/2013
LP CAD 2006	CAD 7,923,370.80				ZBA Transfer	BANK CREDIT	11/1/2013	260	11/1/2013
LP CAD 1148	(CAD 5,940,453.75)				ZBA Funding	BK DEBIT	11/7/2013	170	11/7/2013
LP CAD 2006	(2,380,085.04)		26		Construction payment	BANK DEBIT	11/7/2013	263	11/7/2013
LP CAD 2006	(1,521,887.46)		26		Construction payment	BANK DEBIT	11/7/2013	265	11/7/2013
LP CAD 2006	(858,065.68)		26		Construction payment	BANK DEBIT	11/7/2013	261	11/7/2013
LP CAD 2006	(707,497.27)		26		Construction payment	BANK DEBIT	11/7/2013	266	11/7/2013
LP CAD 2006	(612,444.00)		26		Construction payment	BANK DEBIT	11/7/2013	264	11/7/2013
LP CAD 2006	(551,120.43)		26		Construction payment	BANK DEBIT	11/7/2013	267	11/7/2013

Account	Amount	USD Amount	Cash Ref	DD Ref	Repeat code	DR/CR	Value date (sel.)	Statement Item#	Statement Date
LP CAD 2006	(172,886.52)		26		Construction payment	BANK DEBIT	11/17/2013	268	11/17/2013
LP CAD 2006	(136,417.36)		26		Construction payment	BANK DEBIT	11/17/2013	262	11/17/2013
LP CAD 2006	CAD 6,940,403.79				ZBA Transfer	BANK CREDIT	11/17/2013	269	11/17/2013
LP CAD 1148	CAD 27,026,627.19				Tax Refund Deposited to TGT Canada	BK CREDIT	11/17/2013	171	11/17/2013
LP CAD 1148	(CAD 3,317,657.46)		26		ZBA Funding	BK DEBIT	11/12/2013	172	11/12/2013
LP CAD 2006	(3,317,657.46)		26		Construction payment	BANK DEBIT	11/12/2013	274	11/12/2013
LP CAD 2006	(1,157,437.49)		26		Construction payment	BANK DEBIT	11/12/2013	271	11/12/2013
LP CAD 2006	(658,388.26)		26		Construction payment	BANK DEBIT	11/12/2013	273	11/12/2013
LP CAD 2006	(352,765.92)		26		Construction payment	BANK DEBIT	11/12/2013	275	11/12/2013
LP CAD 2006	(310,674.03)		26		Construction payment	BANK DEBIT	11/12/2013	276	11/12/2013
LP CAD 2006	(287,221.45)		26		Construction payment	BANK DEBIT	11/12/2013	272	11/12/2013
LP CAD 2006	(188,822.46)		26		Construction payment	BANK DEBIT	11/12/2013	270	11/12/2013
LP CAD 2006	CAD 6,272,967.07				ZBA Transfer	BANK CREDIT	11/12/2013	277	11/12/2013
LP CAD 1148	(CAD 3,345,455.54)				ZBA Funding	BK DEBIT	11/13/2013	173	11/13/2013
LP CAD 2006	(1,711,352.53)		26		Construction payment	BANK DEBIT	11/13/2013	279	11/13/2013
LP CAD 2006	(1,126,682.94)		26		Construction payment	BANK DEBIT	11/13/2013	280	11/13/2013
LP CAD 2006	(1,011,069.71)		26		Construction payment	BANK DEBIT	11/13/2013	278	11/13/2013
LP CAD 2006	CAD 3,849,105.18				ZBA Transfer	BANK CREDIT	11/13/2013	281	11/13/2013
LP CAD 2006	(5,155,649.18)		26		Construction payment	BANK DEBIT	11/14/2013	282	11/14/2013
LP CAD 1148	(CAD 3,135,619.16)				ZBA Funding	BK DEBIT	11/14/2013	174	11/14/2013
LP CAD 2006	CAD 5,155,649.18				ZBA Transfer	BANK CREDIT	11/14/2013	283	11/14/2013
LP CAD 1148	CAD 16,903,141.28				Tax Refund	BK CREDIT	11/14/2013	175	11/14/2013
LP CAD 1148	(CAD 2,254,694.73)				ZBA Funding	BK DEBIT	11/18/2013	176	11/18/2013
LP CAD 2006	(2,812,043.27)		26		Construction payment	BANK DEBIT	11/18/2013	294	11/18/2013
LP CAD 2006	(2,202,036.88)		26		Construction payment	BANK DEBIT	11/18/2013	285	11/18/2013
LP CAD 2006	(2,116,272.77)		26		Construction payment	BANK DEBIT	11/18/2013	286	11/18/2013
LP CAD 2006	(1,275,932.80)		26		Construction payment	BANK DEBIT	11/18/2013	287	11/18/2013
LP CAD 2006	(1,048,956.29)		26		Construction payment	BANK DEBIT	11/18/2013	290	11/18/2013
LP CAD 2006	(844,768.03)		26		Construction payment	BANK DEBIT	11/18/2013	291	11/18/2013
LP CAD 2006	(719,085.44)		26		Construction payment	BANK DEBIT	11/18/2013	292	11/18/2013
LP CAD 2006	(694,998.49)		26		Construction payment	BANK DEBIT	11/18/2013	289	11/18/2013
LP CAD 2006	(492,137.33)		26		Construction payment	BANK DEBIT	11/18/2013	293	11/18/2013
LP CAD 2006	(306,587.91)		26		Construction payment	BANK DEBIT	11/18/2013	284	11/18/2013
LP CAD 2006	(21,875.52)		26		Construction payment	BANK DEBIT	11/18/2013	288	11/18/2013
LP CAD 2006	CAD 12,524,694.73				ZBA Transfer	BANK CREDIT	11/18/2013	295	11/18/2013
LP CAD 1148	(CAD 3,237,131.47)				ZBA Funding	BK DEBIT	11/22/2013	177	11/22/2013
LP CAD 2006	(1,343,898.42)		26		Construction payment	BANK DEBIT	11/22/2013	299	11/22/2013
LP CAD 2006	(1,096,228.98)		26		Construction payment	BANK DEBIT	11/22/2013	296	11/22/2013
LP CAD 2006	(1,085,932.26)		26		Construction payment	BANK DEBIT	11/22/2013	302	11/22/2013
LP CAD 2006	(754,450.70)		26		Construction payment	BANK DEBIT	11/22/2013	301	11/22/2013
LP CAD 2006	(462,229.41)		26		Construction payment	BANK DEBIT	11/22/2013	298	11/22/2013
LP CAD 2006	(424,375.43)		26		Construction payment	BANK DEBIT	11/22/2013	297	11/22/2013
LP CAD 2006	(70,028.27)		26		Construction payment	BANK DEBIT	11/22/2013	300	11/22/2013
LP CAD 2006	CAD 5,237,143.47				ZBA Transfer	BANK CREDIT	11/22/2013	303	11/22/2013
LP CAD 1148	(CAD 1,374,453.47)				ZBA Funding	BK DEBIT	11/25/2013	178	11/25/2013
LP CAD 2006	(699,012.34)		26		Construction payment	BANK DEBIT	11/25/2013	304	11/25/2013
LP CAD 2006	(578,399.26)		26		Construction payment	BANK DEBIT	11/25/2013	306	11/25/2013
LP CAD 2006	(384,209.97)		26		Construction payment	BANK DEBIT	11/25/2013	308	11/25/2013
LP CAD 2006	(165,802.81)		26		Construction payment	BANK DEBIT	11/25/2013	307	11/25/2013
LP CAD 2006	(46,590.29)		26		Construction payment	BANK DEBIT	11/25/2013	305	11/25/2013
LP CAD 2006	CAD 1,874,014.67				ZBA Transfer	BANK CREDIT	11/25/2013	309	11/25/2013
LP CAD 1148	(CAD 1,351,455.41)				ZBA Funding	BK DEBIT	11/26/2013	179	11/26/2013
LP CAD 2006	(1,376,463.79)		26		Construction payment	BANK DEBIT	11/26/2013	310	11/26/2013
LP CAD 2006	(905,747.62)		26		Construction payment	BANK DEBIT	11/26/2013	311	11/26/2013
LP CAD 2006	(CAD 675.20)				Bank Fee	BANK DEBIT	11/26/2013	312	11/26/2013
LP USD 2006	(CAD 263.18)				Bank Fee	BANK DEBIT	11/26/2013	6	11/26/2013
LP USD 1148	(6249.65)				TRSF TO 4427699126		11/26/2013	64	11/26/2013

Account	Amount	USD Amount	Cash Ref	DD Ref	Repeat code	DR/CR	Value date (sel.)	Statement Item#	Statement Date
LP USD 2006		CAD 263.18			ZBA Transfer		11/26/2013	7	11/26/2013
LP CAD 1148	CAD 500,000.00				Canada RBC2	BK CREDIT	11/26/2013	180	11/26/2013
LP CAD 2006	CAD 2,282,886.61				ZBA Transfer	BANK CREDIT	11/26/2013	313	11/26/2013
LP CAD 1148	CAD 7,058.87				Interest	BK CREDIT	12/1/2013	181	11/30/2013
LP CAD 1148	(CAD 3,258,315.56)				ZBA Funding	BK DEBIT	12/2/2013	182	12/2/2013
LP CAD 2006	(962,788.67)		26		Construction payment	BANK DEBIT	12/2/2013	321	12/2/2013
LP CAD 2006	(694,793.05)		26		Construction payment	BANK DEBIT	12/2/2013	314	12/2/2013
LP CAD 2006	(341,733.26)		26		Construction payment	BANK DEBIT	12/2/2013	316	12/2/2013
LP CAD 2006	(313,983.00)		26		Construction payment	BANK DEBIT	12/2/2013	317	12/2/2013
LP CAD 2006	(289,385.42)		26		Construction payment	BANK DEBIT	12/2/2013	320	12/2/2013
LP CAD 2006	(260,469.39)		26		Construction payment	BANK DEBIT	12/2/2013	319	12/2/2013
LP CAD 2006	(243,116.96)		26		Construction payment	BANK DEBIT	12/2/2013	318	12/2/2013
LP CAD 2006	(162,045.84)		26		Construction payment	BANK DEBIT	12/2/2013	315	12/2/2013
LP CAD 1148	CAD 3,000,000.00				Canada RBC2	BK CREDIT	12/2/2013	183	12/2/2013
LP CAD 2006	CAD 3,258,315.59				ZBA Transfer	BANK CREDIT	12/2/2013	322	12/2/2013
LP CAD 1148	(72,709,833.16)		2		Canada 1347	BK DEBIT	12/4/2013	184	12/4/2013
LP CAD 1148	(CAD 7,879,033.00)				Canada 1379	BK DEBIT	12/4/2013	185	12/4/2013
LP CAD 1148	(CAD 7,879,033.00)				Canada 1379	BK DEBIT	12/4/2013	186	12/4/2013
LP CAD 1148	(CAD 7,159,056.41)				Canada 1379	BK DEBIT	12/4/2013	187	12/4/2013
LP CAD 1148	CAD 7,418,887.32				Tax Refund	BK CREDIT	12/4/2013	188	12/4/2013
LP CAD 1148	CAD 149,313,569.00				Leaseback	BK CREDIT	12/4/2013	189	12/4/2013
LP CAD 1148	(CAD 9,945,165.31)				ZBA Funding	BK DEBIT	12/6/2013	190	12/6/2013
LP CAD 2006	(3,046,217.14)		26		Construction payment	BANK DEBIT	12/6/2013	330	12/6/2013
LP CAD 2006	(2,493,560.34)		26		Construction payment	BANK DEBIT	12/6/2013	328	12/6/2013
LP CAD 2006	(1,292,680.94)		26		Construction payment	BANK DEBIT	12/6/2013	325	12/6/2013
LP CAD 2006	(839,130.48)		26		Construction payment	BANK DEBIT	12/6/2013	329	12/6/2013
LP CAD 2006	(699,021.45)		26		Construction payment	BANK DEBIT	12/6/2013	326	12/6/2013
LP CAD 2006	(459,350.31)		26		Construction payment	BANK DEBIT	12/6/2013	323	12/6/2013
LP CAD 2006	(421,147.80)		26		Construction payment	BANK DEBIT	12/6/2013	333	12/6/2013
LP CAD 2006	(368,028.43)		26		Construction payment	BANK DEBIT	12/6/2013	324	12/6/2013
LP CAD 2006	(119,684.32)		26		Construction payment	BANK DEBIT	12/6/2013	332	12/6/2013
LP CAD 2006	(80,953.49)		26		Construction payment	BANK DEBIT	12/6/2013	327	12/6/2013
LP CAD 2006	(20,385.61)		26		Construction payment	BANK DEBIT	12/6/2013	331	12/6/2013
LP CAD 2006	CAD 9,840,160.31				ZBA Transfer	BANK CREDIT	12/6/2013	334	12/6/2013
LP CAD 1148	(CAD 8,750,822.29)				ZBA Funding	BK DEBIT	12/10/2013	191	12/10/2013
LP CAD 2006	(2,968,601.90)		26		Construction payment	BANK DEBIT	12/10/2013	336	12/10/2013
LP CAD 2006	(1,652,163.77)		26		Construction payment	BANK DEBIT	12/10/2013	340	12/10/2013
LP CAD 2006	(1,600,050.80)		26		Construction payment	BANK DEBIT	12/10/2013	335	12/10/2013
LP CAD 2006	(1,104,496.62)		26		Construction payment	BANK DEBIT	12/10/2013	342	12/10/2013
LP CAD 2006	(710,008.09)		26		Construction payment	BANK DEBIT	12/10/2013	338	12/10/2013
LP CAD 2006	(278,908.38)		26		Construction payment	BANK DEBIT	12/10/2013	339	12/10/2013
LP CAD 2006	(250,791.03)		26		Construction payment	BANK DEBIT	12/10/2013	341	12/10/2013
LP CAD 2006	(185,801.70)		26		Construction payment	BANK DEBIT	12/10/2013	337	12/10/2013
LP CAD 2006	CAD 8,750,822.29				ZBA Transfer	BANK CREDIT	12/10/2013	343	12/10/2013
LP CAD 1148	(CAD 2,693,546.13)				ZBA Funding	BK DEBIT	12/13/2013	192	12/13/2013
LP CAD 2006	(1,242,474.53)		26		Construction payment	BANK DEBIT	12/13/2013	346	12/13/2013
LP CAD 2006	(813,857.05)		26		Construction payment	BANK DEBIT	12/13/2013	344	12/13/2013
LP CAD 2006	(577,158.24)		26		Construction payment	BANK DEBIT	12/13/2013	347	12/13/2013
LP CAD 2006	(60,056.31)		26		Construction payment	BANK DEBIT	12/13/2013	345	12/13/2013
LP CAD 2006	CAD 2,693,546.13				ZBA Transfer	BANK CREDIT	12/13/2013	348	12/13/2013
LP CAD 1148	(CAD 7,865,342.05)				ZBA Funding	BK DEBIT	12/16/2013	193	12/16/2013
LP CAD 2006	(2,548,727.50)		26		Construction payment	BANK DEBIT	12/16/2013	356	12/16/2013
LP CAD 2006	(1,503,329.79)		26		Construction payment	BANK DEBIT	12/16/2013	351	12/16/2013
LP CAD 2006	(1,107,865.15)		26		Construction payment	BANK DEBIT	12/16/2013	358	12/16/2013
LP CAD 2006	(637,189.43)		26		Construction payment	BANK DEBIT	12/16/2013	352	12/16/2013
LP CAD 2006	(506,361.08)		26		Construction payment	BANK DEBIT	12/16/2013	357	12/16/2013
LP CAD 2006	(501,130.87)		26		Construction payment	BANK DEBIT	12/16/2013	354	12/16/2013

Account	Amount	USD Amount	Cash Ref	DD Ref	Repeat code	DR/CR	Value date (sel.)	Statement Item#	Statement Date
LP CAD 2006	(439,936.82)		26		Construction payment	BANK DEBIT	12/16/2013	353	12/16/2013
LP CAD 2006	(307,095.71)		26		Construction payment	BANK DEBIT	12/16/2013	355	12/16/2013
LP CAD 2006	(217,101.70)		26		Construction payment	BANK DEBIT	12/16/2013	350	12/16/2013
LP CAD 2006	(99,611.04)		26		Construction payment	BANK DEBIT	12/16/2013	349	12/16/2013
LP CAD 2006	CAD 7,868,349.09				ZBA Transfer	BANK CREDIT	12/16/2013	359	12/16/2013
LP CAD 1148	(CAD 2,171,339.59)				ZBA Funding	BK DEBIT	12/19/2013	194	12/19/2013
LP CAD 2006	(1,736,120.53)		26		Construction payment	BANK DEBIT	12/19/2013	363	12/19/2013
LP CAD 2006	(306,267.55)		26		Construction payment	BANK DEBIT	12/19/2013	362	12/19/2013
LP CAD 2006	(255,495.38)		26		Construction payment	BANK DEBIT	12/19/2013	360	12/19/2013
LP CAD 2006	(173,455.63)		26		Construction payment	BANK DEBIT	12/19/2013	361	12/19/2013
LP CAD 2006	CAD 2,471,339.09				ZBA Transfer	BANK CREDIT	12/19/2013	364	12/19/2013
LP CAD 2006	(CAD 603.50)				Bank Fee	BANK DEBIT	12/23/2013	365	12/23/2013
LP CAD 1148	(CAD 603.50)				ZBA Funding	BK DEBIT	12/23/2013	195	12/23/2013
LP CAD 2006	CAD 603.50				ZBA Transfer	BANK CREDIT	12/23/2013	365	12/23/2013
LP CAD 1148	(CAD 7,031,536.17)				ZBA Funding	BK DEBIT	12/24/2013	196	12/24/2013
LP CAD 2006	(2,443,288.23)		26		Construction payment	BANK DEBIT	12/24/2013	367	12/24/2013
LP CAD 2006	(1,925,554.90)		26		Construction payment	BANK DEBIT	12/24/2013	368	12/24/2013
LP CAD 2006	(1,642,078.91)		26		Construction payment	BANK DEBIT	12/24/2013	369	12/24/2013
LP CAD 2006	(798,316.98)		26		Construction payment	BANK DEBIT	12/24/2013	371	12/24/2013
LP CAD 2006	(212,397.15)		26		Construction payment	BANK DEBIT	12/24/2013	370	12/24/2013
LP CAD 2006	CAD 7,021,636.17				ZBA Transfer	BANK CREDIT	12/24/2013	372	12/24/2013
LP CAD 2006	(221,945.99)		26		Construction payment	BANK DEBIT	12/27/2013	373	12/27/2013
LP CAD 1148	(CAD 221,945.99)				ZBA Funding	BK DEBIT	12/27/2013	197	12/27/2013
LP CAD 2006	CAD 221,945.99				ZBA Transfer	BANK CREDIT	12/27/2013	374	12/27/2013
LP CAD 1148	(CAD 1,035,563.01)				ZBA Funding	BK DEBIT	12/30/2013	198	12/30/2013
LP CAD 2006	(757,975.71)		26		Construction payment	BANK DEBIT	12/30/2013	378	12/30/2013
LP CAD 2006	(235,732.95)		26		Construction payment	BANK DEBIT	12/30/2013	376	12/30/2013
LP CAD 2006	(96,912.85)		26		Construction payment	BANK DEBIT	12/30/2013	377	12/30/2013
LP CAD 2006	(5,240.52)		26		Construction payment	BANK DEBIT	12/30/2013	375	12/30/2013
LP CAD 2006	CAD 1,095,862.03				ZBA Transfer	BANK CREDIT	12/30/2013	379	12/30/2013
LP CAD 2006	(2,706,637.75)		26		Construction payment	BANK DEBIT	12/31/2013	380	12/31/2013
LP CAD 1148	(CAD 2,706,637.75)				ZBA Funding	BK DEBIT	12/31/2013	199	12/31/2013
LP USD 2006	(CAD 254.79)	USD			Bank Fee	BK DEBIT	12/31/2013	8	12/31/2013
LP USD 1148	(CAD 254.79)				TRSF TO 4427699126		12/31/2013	65	12/31/2013
LP USD 2006	CAD 254.79				ZBA Transfer	BANK CREDIT	12/31/2013	9	12/31/2013
LP CAD 2006	CAD 2,706,637.75				ZBA Transfer	BANK CREDIT	12/31/2013	381	12/31/2013
LP CAD 1148	CAD 26,691.47				Interest	BK CREDIT	1/1/2014	200	12/31/2013
LP CAD 2006	(1,102,751.18)		26		Construction payment	BANK DEBIT	1/2/2014	382	1/2/2014
LP CAD 1148	(CAD 1,102,751.18)				ZBA Funding	BK DEBIT	1/2/2014	201	1/2/2014
LP CAD 2006	CAD 1,102,751.18				ZBA Transfer	BANK CREDIT	1/2/2014	383	1/2/2014
LP CAD 2006	(411,678.89)		26		Construction payment	BANK DEBIT	1/3/2014	384	1/3/2014
LP CAD 1148	(CAD 411,678.89)				ZBA Funding	BK DEBIT	1/3/2014	202	1/3/2014
LP CAD 2006	CAD 411,678.89				ZBA Transfer	BANK CREDIT	1/3/2014	388	1/3/2014
LP CAD 1148	(CAD 411,678.89)				ZBA Funding	BK DEBIT	1/13/2014	203	1/13/2014
LP CAD 2006	(208,354.95)		13		1 Construction payment	BANK DEBIT	1/13/2014	386	1/13/2014
LP CAD 2006	(208,120.34)		13		1 Construction payment	BANK DEBIT	1/13/2014	387	1/13/2014
LP CAD 2006	CAD 416,475.29				ZBA Transfer	BANK CREDIT	1/13/2014	388	1/13/2014
LP CAD 1148	(CAD 1,355,902.36)				ZBA Funding	BK DEBIT	1/14/2014	204	1/14/2014
LP CAD 2006	(835,212.18)		13	2	2 Construction payment	BANK DEBIT	1/14/2014	390	1/14/2014
LP CAD 2006	(520,690.18)		13	2	2 Construction payment	BANK DEBIT	1/14/2014	389	1/14/2014
LP CAD 2006	CAD 1,355,902.36				ZBA Transfer	BANK CREDIT	1/14/2014	391	1/14/2014
LP CAD 1148	(CAD 3,733,873.21)				ZBA Funding	BK DEBIT	1/15/2014	205	1/15/2014
LP CAD 2006	(1,433,378.04)		13	3	3 Construction payment	BANK DEBIT	1/15/2014	392	1/15/2014
LP CAD 2006	(979,511.45)		13	3	3 Construction payment	BANK DEBIT	1/15/2014	394	1/15/2014
LP CAD 2006	(810,177.73)		13	3	3 Construction payment	BANK DEBIT	1/15/2014	393	1/15/2014
LP CAD 2006	(70,805.99)		13	3	3 Construction payment	BANK DEBIT	1/15/2014	395	1/15/2014
LP CAD 2006	CAD 3,293,873.21				ZBA Transfer	BANK CREDIT	1/15/2014	396	1/15/2014

Account	Amount	USD Amount	Cash Ref	DD Ref	Repeat code	DR/CR	Value date (sel.)	Statement Item#	Statement Date
LP CAD 1148	(3,183,327.00)		1		Canada 1347	BK DEBIT	1/16/2014	206	1/16/2014
LP CAD 1148	CAD 5,176,323.67				Tax Refund	BK CREDIT	1/16/2014	207	1/16/2014
LP CAD 1148	(CAD 6,669,845.57)				ZBA Funding	BK DEBIT	1/21/2014	208	1/21/2014
LP CAD 2006	(3,475,725.31)		13	4	Construction payment	BANK DEBIT	1/21/2014	405	1/21/2014
LP CAD 2006	(1,890,260.00)		13	4	Construction payment	BANK DEBIT	1/21/2014	400	1/21/2014
LP CAD 2006	(373,121.31)		13	4	Construction payment	BANK DEBIT	1/21/2014	404	1/21/2014
LP CAD 2006	(347,769.20)		13	4	Construction payment	BANK DEBIT	1/21/2014	399	1/21/2014
LP CAD 2006	(301,859.10)		13	4	Construction payment	BANK DEBIT	1/21/2014	403	1/21/2014
LP CAD 2006	(210,892.05)		13	4	Construction payment	BANK DEBIT	1/21/2014	398	1/21/2014
LP CAD 2006	(34,309.22)		13	4	Construction payment	BANK DEBIT	1/21/2014	397	1/21/2014
LP CAD 2006	(31,054.90)		13	4	Construction payment	BANK DEBIT	1/21/2014	401	1/21/2014
LP CAD 2006	(4,854.48)		13	4	Construction payment	BANK DEBIT	1/21/2014	402	1/21/2014
LP CAD 2006	CAD 6,669,845.57				ZBA Transfer	BANK CREDIT	1/21/2014	406	1/21/2014
LP CAD 2006	(CAD 626.30)				Bank Fee	BANK DEBIT	1/29/2014	407	1/29/2014
LP CAD 2006	CAD 626.30				ZBA Funding	BANK CREDIT	1/29/2014	408	1/29/2014
LP CAD 2006	(CAD 17,932,562.45)				ZBA Transfer	BANK DEBIT	1/30/2014	210	1/30/2014
LP CAD 2006	(2,671,586.08)		13	5	Construction payment	BANK DEBIT	1/30/2014	418	1/30/2014
LP CAD 2006	(2,475,932.14)		13	5	Construction payment	BANK DEBIT	1/30/2014	422	1/30/2014
LP CAD 2006	(2,391,044.19)		13	5	Construction payment	BANK DEBIT	1/30/2014	424	1/30/2014
LP CAD 2006	(CAD 2,020,132.73)				Tax payment	BANK DEBIT	1/30/2014	425	1/30/2014
LP CAD 2006	(1,688,871.02)		13	5	Construction payment	BANK DEBIT	1/30/2014	409	1/30/2014
LP CAD 2006	(1,076,772.85)		13	5	Construction payment	BANK DEBIT	1/30/2014	421	1/30/2014
LP CAD 2006	(1,041,867.57)		13	5	Construction payment	BANK DEBIT	1/30/2014	414	1/30/2014
LP CAD 2006	(832,752.95)		13	5	Construction payment	BANK DEBIT	1/30/2014	412	1/30/2014
LP CAD 2006	(829,029.28)		13	5	Construction payment	BANK DEBIT	1/30/2014	420	1/30/2014
LP CAD 1148	(CAD 537,630.50)				Canada 1379	BK DEBIT	1/30/2014	211	1/30/2014
LP CAD 2006	(587,648.06)		13	5	Construction payment	BANK DEBIT	1/30/2014	411	1/30/2014
LP CAD 2006	(583,006.63)		13	5	Construction payment	BANK DEBIT	1/30/2014	415	1/30/2014
LP CAD 2006	(574,952.16)		13	5	Construction payment	BANK DEBIT	1/30/2014	419	1/30/2014
LP CAD 2006	(489,601.37)		13	5	Construction payment	BANK DEBIT	1/30/2014	423	1/30/2014
LP CAD 2006	(97,703.65)		13	5	Construction payment	BANK DEBIT	1/30/2014	413	1/30/2014
LP CAD 2006	(92,420.42)		13	5	Construction payment	BANK DEBIT	1/30/2014	416	1/30/2014
LP CAD 2006	(83,751.15)		13	5	Construction payment	BANK DEBIT	1/30/2014	410	1/30/2014
LP CAD 2006	(65,586.20)		13	5	Construction payment	BANK DEBIT	1/30/2014	417	1/30/2014
LP USD 2006	(CAD 293.58)				Bank Fee	BANK DEBIT	1/30/2014	10	1/30/2014
LP USD 1148	(5262.83)	USD			TRSF TO 4427699126		1/30/2014	66	1/30/2014
LP USD 2006	CAD 293.58				ZBA Transfer	BANK CREDIT	1/30/2014	11	1/30/2014
LP CAD 1148	CAD 12,000,000.00				Canada 1333	BK CREDIT	1/30/2014	212	1/30/2014
LP CAD 2006	CAD 17,602,668.45				ZBA Transfer	BANK CREDIT	1/30/2014	426	1/30/2014
LP CAD 1148	(CAD 8,456,353.71)				Canada 1379	BK DEBIT	1/31/2014	213	1/31/2014
LP CAD 1148	CAD 9,000,000.00				Canada 1333	BK CREDIT	1/31/2014	214	1/31/2014
LP CAD 1148	CAD 10,339.91				Interest	BK CREDIT	2/1/2014	215	1/31/2014
LP CAD 1148	(CAD 8,083,685.89)				ZBA Funding	BK DEBIT	2/7/2014	216	2/7/2014
LP CAD 2006	(3,928,077.94)		12	6	Construction payment	BANK DEBIT	2/7/2014	428	2/7/2014
LP CAD 2006	(1,587,224.44)		12	6	Construction payment	BANK DEBIT	2/7/2014	430	2/7/2014
LP CAD 2006	(419,320.42)		12	6	Construction payment	BANK DEBIT	2/7/2014	427	2/7/2014
LP CAD 2006	(149,063.09)		12	6	Construction payment	BANK DEBIT	2/7/2014	429	2/7/2014
LP CAD 2006	CAD 6,083,685.89				ZBA Transfer	BANK CREDIT	2/7/2014	431	2/7/2014
LP CAD 1148	CAD 10,000,000.00				Canada 1333	BK CREDIT	2/7/2014	217	2/7/2014
LP CAD 1148	(CAD 6,533,933.81)				ZBA Funding	BK DEBIT	2/12/2014	218	2/12/2014
LP CAD 2006	(1,930,865.30)		12	7	Construction payment	BANK DEBIT	2/12/2014	437	2/12/2014
LP CAD 2006	(1,668,205.40)		12	7	Construction payment	BANK DEBIT	2/12/2014	433	2/12/2014
LP CAD 2006	(1,493,243.61)		12	7	Construction payment	BANK DEBIT	2/12/2014	434	2/12/2014
LP CAD 2006	(698,070.72)		12	7	Construction payment	BANK DEBIT	2/12/2014	436	2/12/2014
LP CAD 2006	(462,423.03)		12	7	Construction payment	BANK DEBIT	2/12/2014	435	2/12/2014
LP CAD 2006	(278,254.78)		12	7	Construction payment	BANK DEBIT	2/12/2014	432	2/12/2014

Account	Amount	USD Amount	Cash Ref	DD Ref	Repeat code	DR/CR	Value date (sel.)	Statement Item#	Statement Date
LP CAD 1148	CAD 5,000,000.00				Canada 1333	BK CREDIT	2/12/2014	219	2/12/2014
LP CAD 2006	CAD 6,531,062.84				ZBA Transfer	BANK CREDIT	2/12/2014	438	2/12/2014
LP CAD 2006	(1,237,018.39)		12	8	Construction payment	BANK DEBIT	2/14/2014	439	2/14/2014
LP CAD 1148	(CAD 1,337,036.35)				ZBA Funding	BK DEBIT	2/14/2014	220	2/14/2014
LP CAD 2006	CAD 1,237,018.39				ZBA Transfer	BANK CREDIT	2/14/2014	440	2/14/2014
LP CAD 2006	(162,411.90)		12	9	Construction payment	BANK DEBIT	2/18/2014	441	2/18/2014
LP CAD 1148	(CAD 162,411.90)				ZBA Funding	BK DEBIT	2/18/2014	221	2/18/2014
LP CAD 2006	CAD 162,411.90				ZBA Transfer	BANK CREDIT	2/18/2014	442	2/18/2014
LP CAD 1148	(CAD 1,413,743.00)				ZBA Funding	BK DEBIT	2/19/2014	222	2/19/2014
LP CAD 2006	(1,413,743.00)		12	10	Construction payment	BANK DEBIT	2/19/2014	443	2/19/2014
LP CAD 2006	(948,461.34)		12	10	Construction payment	BANK DEBIT	2/19/2014	444	2/19/2014
LP CAD 2006	(905,676.12)		12	10	Construction payment	BANK DEBIT	2/19/2014	445	2/19/2014
LP CAD 2006	(859,639.92)		12	10	Construction payment	BANK DEBIT	2/19/2014	447	2/19/2014
LP CAD 2006	(899,336.06)		12	10	Construction payment	BANK DEBIT	2/19/2014	446	2/19/2014
LP CAD 2006	CAD 4,816,856.44				ZBA Transfer	BANK CREDIT	2/19/2014	448	2/19/2014
LP CAD 1148	CAD 5,000,000.00				Canada 1333	BK CREDIT	2/19/2014	223	2/19/2014
LP CAD 1148	(CAD 305,180.44)				ZBA Funding	BK DEBIT	2/25/2014	224	2/25/2014
LP CAD 2006	(305,180.44)		12	11	Construction payment	BANK DEBIT	2/25/2014	451	2/25/2014
LP CAD 2006	(69,012.85)		12	11	Construction payment	BANK DEBIT	2/25/2014	450	2/25/2014
LP CAD 2006	(11,685.89)		12	11	Construction payment	BANK DEBIT	2/25/2014	449	2/25/2014
LP CAD 2006	CAD 385,879.18				ZBA Transfer	BANK CREDIT	2/25/2014	452	2/25/2014
LP CAD 1148	(CAD 2,955,146.57)				ZBA Funding	BK DEBIT	2/26/2014	225	2/26/2014
LP CAD 2006	(1,609,184.52)		12	12	Construction payment	BANK DEBIT	2/26/2014	454	2/26/2014
LP CAD 2006	(1,001,950.27)		12	12	Construction payment	BANK DEBIT	2/26/2014	455	2/26/2014
LP CAD 2006	(245,011.88)		12	12	Construction payment	BANK DEBIT	2/26/2014	452	2/26/2014
LP CAD 2006	CAD 2,856,146.67				ZBA Transfer	BANK CREDIT	2/26/2014	456	2/26/2014
LP CAD 1148	CAD 5,000,000.00				Canada 1333	BK CREDIT	2/26/2014	226	2/26/2014
LP USD 2006	(CAD 24,000,000.00)				CAD Purchase for LP	BK DEBIT	2/27/2014	12	2/27/2014
LP USD 1148	(USD 621,563,342.52)				TRSF TO 4427699126	BK DEBIT	2/27/2014	69	2/27/2014
LP USD 2006	(CAD 20,000,000.00)				CAD Purchase for LP	BK DEBIT	2/27/2014	13	2/27/2014
LP USD 2006	(CAD 19,000,000.00)				CAD Purchase for LP	BK DEBIT	2/27/2014	14	2/27/2014
LP USD 2006	(CAD 18,000,000.00)				CAD Purchase for LP	BK DEBIT	2/27/2014	15	2/27/2014
LP USD 1148	(USD 17,985,611.51)				TRSF TO 4427699126	BK DEBIT	2/27/2014	70	2/27/2014
LP USD 1148	(USD 17,109,410.18)				TRSF TO 4427699126	BK DEBIT	2/27/2014	67	2/27/2014
LP USD 2006	(CAD 17,000,000.00)				CAD Purchase for LP	BK DEBIT	2/27/2014	16	2/27/2014
LP USD 1148	(USD 16,208,788.94)				TRSF TO 4427699126	BK DEBIT	2/27/2014	71	2/27/2014
LP USD 2006	(CAD 16,000,000.00)				CAD Purchase for LP	BK DEBIT	2/27/2014	17	2/27/2014
LP USD 1148	(USD 15,309,522.52)				TRSF TO 4427699126	BK DEBIT	2/27/2014	72	2/27/2014
LP USD 2006	(CAD 15,000,000.00)				CAD Purchase for LP	BK DEBIT	2/27/2014	18	2/27/2014
LP USD 1148	(USD 14,376,091.12)				TRSF TO 4427699126	BK DEBIT	2/27/2014	73	2/27/2014
LP USD 1148	(USD 13,481,038.15)				TRSF TO 4427699126	BK DEBIT	2/27/2014	68	2/27/2014
LP USD 2006	(CAD 12,000,000.00)				CAD Purchase for LP	BK DEBIT	2/27/2014	19	2/27/2014
LP USD 1148	(USD 10,786,769.92)				TRSF TO 4427699126	BK DEBIT	2/27/2014	74	2/27/2014
LP USD 2006	(CAD 1,000,000.00)				ZBA Transfer	BK DEBIT	2/27/2014	20	2/27/2014
LP CAD 1148	CAD 12,000,000.00				CAD Purchase from LP USD	BK CREDIT	2/27/2014	227	2/27/2014
LP CAD 1148	CAD 15,000,000.00				CAD Purchase from LP USD	BK CREDIT	2/27/2014	228	2/27/2014
LP CAD 1148	CAD 16,000,000.00				CAD Purchase from LP USD	BK CREDIT	2/27/2014	229	2/27/2014
LP CAD 1148	CAD 17,000,000.00				CAD Purchase from LP USD	BK CREDIT	2/27/2014	230	2/27/2014
LP CAD 1148	CAD 18,000,000.00				CAD Purchase from LP USD	BK CREDIT	2/27/2014	231	2/27/2014
LP CAD 1148	CAD 19,000,000.00				CAD Purchase from LP USD	BK CREDIT	2/27/2014	232	2/27/2014
LP CAD 1148	CAD 20,000,000.00				CAD Purchase from LP USD	BK CREDIT	2/27/2014	233	2/27/2014
LP CAD 1148	CAD 24,000,000.00				CAD Purchase from LP USD	BK CREDIT	2/27/2014	234	2/27/2014
LP USD 1148	\$126,820,614.67				TRSF FR 4427699126	BK CREDIT	2/27/2014	75	2/27/2014
LP USD 2006	CAD 141,000,000.00		22	22	Funding from Target Corp	BK CREDIT	2/27/2014	21	2/27/2014
LP CAD 1148	(CAD 140,595,391.23)				ZBA Funding	BK DEBIT	2/28/2014	235	2/28/2014
LP CAD 2006	(CAD 113,949,576.63)				Tax payment	BANK DEBIT	2/28/2014	461	2/28/2014

Account	Amount	USD Amount	Cash Ref	DD Ref	Repeat code	DR/CR	Value date (sel.)	Statement Item#	Statement Date
LP CAD 2006	(CAD 26,574,773.18)				Tax Payment	BANK DEBIT	2/28/2014	457	2/28/2014
LLC CAD 1148	(CAD 7,915,946.66)				ZBA Transfer		2/28/2014	2	2/28/2014
LLC CAD 2006	(CAD 7,915,533.80)				Canada 1443X	rent	2/28/2014	181	2/28/2014
LP CAD 2006	(40,540.17)		12		13 Construction payment	BANK DEBIT	2/28/2014	458	2/28/2014
LP CAD 2006	(31,495.31)		12		13 Construction payment	BANK DEBIT	2/28/2014	459	2/28/2014
LLC CAD 2006	(CAD 412.86)				Bank Fees		2/28/2014	182	2/28/2014
LP USD 2006	(5217.74)	USD			Bank Fee		2/28/2014	22	2/28/2014
LP USD 1148	(CAD 155.00)				TRSF TO 4427699126	BANK DEBIT	2/28/2014	76	2/28/2014
LP CAD 2006	CAD 242.08				Bank Fee		2/28/2014	460	2/28/2014
LP USD 2006					ZBA Transfer		2/28/2014	23	2/28/2014
LLC CAD 2006	CAD 7,915,946.66				ZBA Transfer		2/28/2014	180	2/28/2014
LLC CAD 1148	CAD 8,000,000.00				Funding from NE3		2/28/2014	3	2/28/2014
LP CAD 2006	CAD 140,596,540.29				ZBA Transfer	BANK CREDIT	2/28/2014	462	2/28/2014
LLC CAD 1148	CAD 2.19				Interest		3/1/2014		5/31/2014
LP CAD 1148	CAD 5,607.45				Interest	BK CREDIT	3/1/2014	236	2/28/2014
LLC CAD 2006	(CAD 27,216,417.00)				ZBA Transfer		3/5/2014	184	3/5/2014
LLC CAD 2006	CAD 27,216,417.00		25		Tax Refund		3/5/2014	183	3/5/2014
LLC CAD 1148	CAD 27,216,417.00				ZBA Transfer		3/5/2014	5	3/5/2014
LLC CAD 2006	(CAD 26,893,901.24)		24		Canada 1443X		3/6/2014	186	3/6/2014
LLC CAD 1148	(CAD 26,893,901.24)				ZBA Transfer		3/6/2014	6	3/6/2014
LP CAD 2006	(2,820,135.57)		27		14 Construction payment	BANK DEBIT	3/6/2014	463	3/6/2014
LP CAD 1148	(CAD 2,820,135.57)				ZBA Funding	BK DEBIT	3/6/2014	237	3/6/2014
LP CAD 2006	CAD 2,820,135.57				ZBA Transfer	BANK CREDIT	3/6/2014	464	3/6/2014
LLC CAD 2006	CAD 26,893,901.24				ZBA Transfer		3/6/2014	185	3/6/2014
LP CAD 2006	(1,060,109.98)		27		15 Construction payment	BANK DEBIT	3/7/2014	465	3/7/2014
LP CAD 1148	(CAD 1,060,109.98)				ZBA Funding	BK DEBIT	3/7/2014	238	3/7/2014
LP CAD 2006	CAD 1,060,109.98				ZBA Transfer	BANK CREDIT	3/7/2014	466	3/7/2014
LP USD 2006	CAD 4,771,460.41				CAD Purchase for LP		3/10/2014	24	3/10/2014
LP CAD 1148	(CAD 4,771,460.41)				ZBA Funding	BK DEBIT	3/10/2014	239	3/10/2014
LP USD 1148	(CAD 4,501,710.20)	USD			TRSF TO 4427699126		3/10/2014	77	3/10/2014
LP CAD 2006	(992,911.25)		29		16 Construction payment	BANK DEBIT	3/10/2014	472	3/10/2014
LP CAD 2006	(791,926.44)		29		16 Construction payment	BANK DEBIT	3/10/2014	470	3/10/2014
LP CAD 2006	(787,468.36)		29		16 Construction payment	BANK DEBIT	3/10/2014	469	3/10/2014
LP CAD 2006	(708,148.36)		29		16 Construction payment	BANK DEBIT	3/10/2014	468	3/10/2014
LP CAD 2006	(425,760.93)		29		16 Construction payment	BANK DEBIT	3/10/2014	474	3/10/2014
LP CAD 2006	(403,557.48)		29		16 Construction payment	BANK DEBIT	3/10/2014	467	3/10/2014
LP CAD 2006	(346,849.98)		29		16 Construction payment	BANK DEBIT	3/10/2014	471	3/10/2014
LP CAD 2006	(314,837.61)		29		16 Construction payment	BANK DEBIT	3/10/2014	473	3/10/2014
LP USD 1148	\$4,501,710.20	USD			TRSF FR 4427699126		3/10/2014	78	3/10/2014
LP CAD 2006	CAD 4,771,460.41				ZBA Transfer	BANK CREDIT	3/10/2014	474	3/10/2014
LP CAD 1148	CAD 5,000,000.00				CAD Purchase from LP USD	BK CREDIT	3/10/2014	240	3/10/2014
LP USD 2006	CAD 5,000,000.00				23 Funding from Target Corp		3/10/2014	25	3/10/2014
LP CAD 2006	(20,886.08)		28		17 Construction payment	BANK DEBIT	3/14/2014	476	3/14/2014
LP CAD 1148	(CAD 20,886.08)				ZBA Funding	BK DEBIT	3/14/2014	241	3/14/2014
LP CAD 2006	CAD 20,886.08				ZBA Transfer	BANK CREDIT	3/14/2014	475	3/14/2014
LLC CAD 2006	(CAD 5.01)				ZBA Transfer		3/17/2014	6	3/17/2014
LLC CAD 2006	CAD 5.01				Tax Refund		3/17/2014	5	3/17/2014
LLC CAD 1148	CAD 5.01				ZBA Transfer		3/17/2014	7	3/17/2014
LP USD 1148	(CAD 5,430,788.22)	USD			TRSF TO 4427699126		3/18/2014	79	3/18/2014
LP CAD 1148	(CAD 5,333,431.41)				ZBA Funding	BK DEBIT	3/18/2014	242	3/18/2014
LP CAD 2006	(2,899,050.64)		28		18 Construction payment	BANK DEBIT	3/18/2014	480	3/18/2014
LP CAD 2006	(1,559,696.93)		28		18 Construction payment	BANK DEBIT	3/18/2014	479	3/18/2014
LP CAD 2006	(616,181.62)		28		18 Construction payment	BANK DEBIT	3/18/2014	478	3/18/2014
LP CAD 2006	(251,659.96)		28		18 Construction payment	BANK DEBIT	3/18/2014	481	3/18/2014
LP CAD 2006	(56,895.28)		28		18 Construction payment	BANK DEBIT	3/18/2014	482	3/18/2014



Account	Amount	USD Amount	Cash Ref	DD Ref	Repeat code	DR/CR	Value date (sel.)	Statement Item#	Statement Date
LP USD 2006	(CAD 5,383,484.43)				CAD Purchase for LP		3/18/2014	26	3/18/2014
LP CAD 2006	CAD 5,383,484.43				ZBA Transfer	BANK CREDIT	3/18/2014	483	3/18/2014
LP USD 1148	\$5,430,788.22	USD			TRSF FR 4427699126		3/18/2014	80	3/18/2014
LP CAD 1148	CAD 6,000,000.00				CAD Purchase from LP USD	BK CREDIT	3/18/2014	243	3/18/2014
LP USD 2006	CAD 6,000,000.00	\$5,430,788.22		24	Funding from Target Corp		3/18/2014	27	3/18/2014
LP USD 2006	(CAD 5,000,000.00)				CAD Purchase for LP		3/20/2014	28	3/20/2014
LP USD 1148	(CAD 4,442,371.34)	USD			TRSF TO 4427699126		3/20/2014	81	3/20/2014
LP CAD 1148	(CAD 3,377,059.15)				ZBA Funding	BK DEBIT	3/20/2014	244	3/20/2014
LP CAD 1148	(CAD 2,353,359.60)			N1	LP CAD to LLC CAD	BK DEBIT	3/20/2014	245	3/20/2014
LP CAD 2006	(1,982,510.67)			29	Construction payment	BANK DEBIT	3/20/2014	487	3/20/2014
LP CAD 2006	(1,223,867.44)			29	Construction payment	BANK DEBIT	3/20/2014	486	3/20/2014
LP CAD 2006	(361,880.33)			29	Construction payment	BANK DEBIT	3/20/2014	485	3/20/2014
LP CAD 2006	(108,830.75)			29	Construction payment	BANK DEBIT	3/20/2014	484	3/20/2014
LLC CAD 1148	CAD 2,000,000.00				LP CAD to LLC CAD		3/20/2014	8	3/20/2014
LP CAD 2006	CAD 3,677,089.19				ZBA Transfer	BANK CREDIT	3/20/2014	488	3/20/2014
LP USD 1148	\$4,442,371.34	USD			TRSF FR 4427699126		3/20/2014	82	3/20/2014
LP CAD 1148	CAD 5,000,000.00				CAD Purchase from LP USD	BK CREDIT	3/20/2014	246	3/20/2014
LP USD 2006	CAD 5,000,000.00	\$4,442,371.34		25	Funding from Target Corp		3/20/2014	29	3/20/2014
LLC CAD 1148	(CAD 1,847,265.75)				ZBA Transfer		3/21/2014	9	3/21/2014
LLC CAD 2006	(CAD 945,319.63)			35	Construction Payment		3/21/2014	9	3/21/2014
LLC CAD 2006	(CAD 783,038.39)			35	Construction Payment		3/21/2014	7	3/21/2014
LLC CAD 2006	(CAD 118,907.73)			35	Construction Payment		3/21/2014	8	3/21/2014
LLC CAD 2006	CAD 1,847,265.75				ZBA Transfer		3/21/2014	10	3/21/2014
LLC CAD 2006	(CAD 118,258,777.77)				ZBA Transfer		3/24/2014	12	3/24/2014
LLC CAD 2006	CAD 118,258,777.77			25	Tax Refund		3/24/2014	11	3/24/2014
LLC CAD 1148	CAD 118,258,777.77				ZBA Transfer		3/24/2014	10	3/24/2014
LLC CAD 1148	(CAD 20,000,000.00)				Note repayment to Target Corp		3/27/2014	11	3/27/2014
LLC CAD 2006	(CAD 493,039.03)			34	Construction Payment		3/27/2014	13	3/27/2014
LLC CAD 1148	(CAD 493,039.03)				ZBA Transfer		3/27/2014	12	3/27/2014
LLC CAD 2006	CAD 493,039.03				ZBA Transfer		3/27/2014	14	3/27/2014
LLC CAD 1148	(CAD 20,000,000.00)				Note repayment to Target Corp		3/28/2014	13	3/28/2014
LLC CAD 1148	(CAD 20,000,000.00)				Note repayment to Target Corp		3/28/2014	14	3/28/2014
LP CAD 2006	(1,908,652.55)			33	Construction payment		3/28/2014	490	3/28/2014
LLC CAD 1148	(CAD 1,725,000.00)				Reimbursement to Property LLC for expenses paid on th	BANK DEBIT	3/28/2014	15	3/28/2014
LP CAD 1148	(CAD 133,633.53)				ZBA Funding	BK DEBIT	3/28/2014	247	3/28/2014
LP CAD 2006	CAD 183,652.55				ZBA Transfer	BANK CREDIT	3/28/2014	491	3/28/2014
LP CAD 2006	CAD 1,725,000.00			21	TGT CA Property LLC Reimbursement	BANK CREDIT	3/31/2014	489	3/31/2014
LLC CAD 1148	(CAD 20,000,000.00)				Note repayment to Target Corp		3/31/2014	16	3/31/2014
LLC CAD 1148	(CAD 20,000,000.00)				Note repayment to Target Corp		3/31/2014	17	3/31/2014
LLC CAD 1148	(CAD 1,189,223.94)				ZBA Transfer		4/1/2014	19	4/1/2014
LLC CAD 2006	(CAD 1,142,373.97)			32	Construction Payment		4/1/2014	15	4/1/2014
LLC CAD 2006	(CAD 46,849.97)			32	Construction Payment		4/1/2014	16	4/1/2014
LP CAD 1148	CAD 695.06				Interest	BK CREDIT	4/1/2014	248	3/31/2014
LLC CAD 1148	CAD 18,602.07				Interest		4/1/2014	18	5/31/2014
LLC CAD 2006	CAD 1,189,223.94				ZBA Transfer		4/1/2014	17	4/1/2014
LLC CAD 1148	(CAD 15,232,143.01)				ZBA Transfer		4/3/2014	20	4/3/2014
LLC CAD 2006	(CAD 15,231,702.01)				Canada 1443X		4/3/2014	19	4/3/2014
LP CAD 1148	(CAD 637.40)				ZBA Funding	BK DEBIT	4/3/2014	249	4/3/2014
LP CAD 2006	(CAD 637.40)				Bank Fee	BANK DEBIT	4/3/2014	492	4/3/2014
LLC CAD 2006	(CAD 441.00)				Bank Fee		4/3/2014	18	4/3/2014
LP USD 2006	(CAD 349.55)				Bank Fee		4/3/2014	30	4/3/2014
LP USD 1148	(CAD 349.55)	USD			TRSF TO 4427699126		4/3/2014	83	4/3/2014
LP USD 2006	CAD 349.55				ZBA Transfer		4/3/2014	31	4/3/2014

Account	Amount	USD Amount	Cash Ref	DD Ref	Repeat code	DR/CR	Value date (sel.)	Statement Item#	Statement Date
LP CAD 2006	CAD 637.40				ZBA Transfer	BANK CREDIT	4/3/2014	493	4/3/2014
LLC CAD 2006	CAD 15,232,143.01				ZBA Transfer		4/3/2014	20	4/3/2014
LLC CAD 2006	(CAD 1,581,670.94)				ZBA Transfer		4/16/2014	22	4/16/2014
LLC CAD 2006	CAD 1,581,670.94				Tax Refund		4/16/2014	21	4/16/2014
LLC CAD 1148	CAD 1,581,670.94				ZBA Transfer		4/16/2014	21	4/16/2014
LLC CAD 2006	(CAD 6,593.46)		32		Construction Payment		4/22/2014	23	4/22/2014
LLC CAD 1148	(CAD 6,593.46)				ZBA Transfer		4/22/2014	22	4/22/2014
LLC CAD 2006	CAD 6,593.46				ZBA Transfer		4/22/2014	24	4/22/2014
LLC CAD 1148	(CAD 1,859,613.91)				ZBA Transfer		4/29/2014	24	4/29/2014
LLC CAD 2006	(CAD 1,335,683.34)		30		Construction Payment		4/29/2014	25	4/29/2014
LLC CAD 2006	(CAD 523,930.57)		30		Construction Payment		4/29/2014	26	4/29/2014
LP CAD 1148	(CAD 232,359.11)		N1		LP CAD to LLC CAD	BK DEBIT	4/29/2014	250	4/29/2014
LP CAD 1148	CAD 238,588.01				Canada RBC2	BK CREDIT	4/29/2014	251	4/29/2014
LLC CAD 1148	CAD 238,588.01				LP CAD to LLC CAD		4/29/2014	23	4/29/2014
LLC CAD 2006	CAD 1,859,613.91				ZBA Transfer		4/29/2014	27	4/29/2014
LLC CAD 1148	(CAD 24,673,373.01)				ZBA Transfer		4/30/2014	27	4/30/2014
LLC CAD 2006	(CAD 14,237,341.48)		6		ZBA Transfer		4/30/2014	28	4/30/2014
LLC USD 1148	(\$13,680,102.66)		USD		Canada 1472X		4/30/2014	2	4/30/2014
LLC USD 1148	(\$10,031,315.94)		USD		CAD Purchase for TGTP LLC		4/30/2014	33	4/30/2014
LLC CAD 2006	(CAD 2,166,766.97)		31		CAD Purchase for TGTP LLC		4/30/2014	32	4/30/2014
LLC CAD 2006	(CAD 1,934,308.99)		31		Construction Payment		4/30/2014	34	4/30/2014
LLC CAD 2006	(CAD 1,724,477.83)		31		Construction Payment		4/30/2014	31	4/30/2014
LLC CAD 2006	(CAD 1,703,617.10)		31		Construction Payment		4/30/2014	30	4/30/2014
LLC CAD 2006	(CAD 1,475,221.29)		31		Construction Payment		4/30/2014	29	4/30/2014
LLC CAD 1148	CAD 11,000,000.00		31		Construction Payment		4/30/2014	26	4/30/2014
LLC CAD 1148	CAD 15,000,000.00				CAD Purchase for TGTP LLC		4/30/2014	25	4/30/2014
LLC USD 1148	\$23,711,418.60		USD		CAD Purchase for TGTP LLC		4/30/2014	3	4/30/2014
LLC CAD 2006	CAD 24,673,373.01				Funding from Target		4/30/2014	35	4/30/2014
LLC CAD 1148	(CAD 9,018,415.79)				ZBA Transfer		5/1/2014	30	5/1/2014
LLC CAD 2006	(CAD 8,283,657.92)				ZBA Transfer		5/1/2014	37	5/1/2014
LLC USD 1148	(\$8,199,952.46)		USD		Canada 1443X		5/1/2014	4	5/1/2014
LLC CAD 2006	(CAD 1,423,812.76)		6		CAD Purchase for TGTP LLC		5/1/2014	38	5/1/2014
LLC CAD 2006	(CAD 491,192.94)		21		Canada 1472X		5/1/2014	41	5/1/2014
LLC CAD 2006	(CAD 221,949.98)		21		Construction Payment		5/1/2014	40	5/1/2014
LLC CAD 2006	(CAD 161,189.18)		21		Construction Payment		5/1/2014	42	5/1/2014
LLC CAD 2006	(CAD 109,644.91)		21		Construction Payment		5/1/2014	39	5/1/2014
LLC CAD 2006	(CAD 30,000.00)		21		Construction Payment		5/1/2014	43	5/1/2014
LP CAD 1148	(CAD 536.00)				ZBA Funding	BK DEBIT	5/1/2014	253	5/1/2014
LLC CAD 2006	(CAD 585.00)				Bank Fee	BANK DEBIT	5/1/2014	494	5/1/2014
LP USD 2006	(CAD 585.20)				Bank Fee		5/1/2014	36	5/1/2014
LP USD 1148	(CAD 434.44)		USD		Bank Fee		5/1/2014	32	5/1/2014
LP USD 1148	(\$396.46)				TRSF TO 4427699126		5/1/2014	84	5/1/2014
LP USD 2006	CAD 17.37				Interest	BK CREDIT	5/1/2014	252	4/30/2014
LP CAD 2006	CAD 434.44				ZBA Transfer		5/1/2014	33	5/1/2014
LP CAD 2006	CAD 596.00				ZBA Transfer	BANK CREDIT	5/1/2014	495	5/1/2014
LLC CAD 1148	CAD 1,538.42				Interest		5/1/2014	29	5/31/2014
LLC CAD 2006	CAD 1,703,617.10				Reimbursement to Property LLC for expenses paid on th		5/1/2014	44	5/1/2014
LLC USD 1148	\$8,199,962.46		USD		Funding from Target		5/1/2014	5	5/1/2014
LLC CAD 1148	CAD 9,000,000.00				CAD Purchase for TGTP LLC		5/1/2014	28	5/1/2014
LLC CAD 2006	CAD 9,018,415.79				ZBA Transfer		5/1/2014	45	5/1/2014
LLC USD 1148	(\$2,752,662.26)		USD		CAD Purchase for TGTP LLC		5/1/2014	7	5/1/2014

Account	Amount	USD Amount	Cash Ref	DD Ref	Repeat code	DR/CR	Value date (sel.)	Statement Item#	Statement Date
LLC CAD 1148	(CAD 2,695,538.20)				ZBA Transfer		5/14/2014	32	5/14/2014
LLC CAD 2006	(CAD 1,169,300.31)		17		Construction Payment		5/14/2014	47	5/14/2014
LLC CAD 2006	(CAD 900,344.63)		17		Construction Payment		5/14/2014	46	5/14/2014
LLC CAD 2006	(CAD 625,893.26)		17		Construction Payment		5/14/2014	48	5/14/2014
LLC CAD 2006	CAD 2,695,538.20				ZBA Transfer		5/14/2014	49	5/14/2014
LLC USD 1148	\$2,752,662.28		USD		Funding from Target		5/14/2014	6	5/14/2014
LLC CAD 1148	CAD 3,000,000.00				CAD Purchase for TGTP LLC		5/14/2014	31	5/14/2014
LLC CAD 1148	(CAD 18,000,000.00)				Note repayment to Target Corp		5/21/2014	34	5/21/2014
LLC CAD 1148	(CAD 17,000,000.00)				Note repayment to Target Corp		5/21/2014	36	5/21/2014
LLC CAD 1148	(CAD 15,000,000.00)				Note repayment to Target Corp		5/21/2014	35	5/21/2014
LLC CAD 1148	(CAD 1,842,441.54)				ZBA Transfer		5/21/2014	37	5/21/2014
LLC CAD 2006	(CAD 1,347,167.67)		17		Construction Payment		5/21/2014	51	5/21/2014
LLC CAD 2006	(CAD 495,273.87)		17		Construction Payment		5/21/2014	50	5/21/2014
LLC CAD 2006	CAD 1,842,441.54				ZBA Transfer		5/21/2014	52	5/21/2014
LLC CAD 1148	CAD 76,875,735.16				Leaseback		5/21/2014	33	5/21/2014
LLC CAD 1148	(CAD 7,612,081.15)				ZBA Transfer		5/29/2014	38	5/29/2014
LLC CAD 2006	(CAD 2,622,137.68)		6		Canada 1472X		5/29/2014	54	5/29/2014
LLC CAD 2006	(CAD 1,865,199.38)		17		Construction Payment		5/29/2014	57	5/29/2014
LLC CAD 2006	(CAD 1,688,965.92)		17		Construction Payment		5/29/2014	56	5/29/2014
LLC CAD 2006	(CAD 1,435,239.87)		17		Construction Payment		5/29/2014	55	5/29/2014
LP CAD 1148	(CAD 595,595.50)				ZBA Funding	BK DEBIT	5/29/2014	254	5/29/2014
LP CAD 2006	(CAD 635.90)				Bank Fee	BANK DEBIT	5/29/2014	496	5/29/2014
LLC CAD 2006	(CAD 538.30)				Bank Fees		5/29/2014	53	5/29/2014
LP USD 2006	(CAD 236.26)		USD		Bank Fee		5/29/2014	34	5/29/2014
LP USD 1148	(CAD 236.26)				TRSF TO 4427699126		5/29/2014	85	5/29/2014
LP USD 2006	CAD 236.26				ZBA Transfer		5/29/2014	35	5/29/2014
LP CAD 2006	CAD 635.90				ZBA Transfer	BANK CREDIT	5/29/2014	497	5/29/2014
LLC USD 1148	\$1,000.00		USD		Funding from Target		5/29/2014	8	5/29/2014
LLC CAD 2006	CAD 7,612,081.15				ZBA Transfer		5/30/2014	58	5/29/2014
LLC CAD 1148	(CAD 10,035,744.06)				ZBA Transfer		5/30/2014	39	5/30/2014
LLC CAD 2006	(CAD 8,192,385.34)				Canada 1443X		5/30/2014	59	5/30/2014
LLC CAD 2006	(CAD 1,843,358.72)		17		Construction Payment		5/30/2014	60	5/30/2014
LLC CAD 2006	CAD 10,035,744.06				ZBA Transfer		5/30/2014	61	5/30/2014
LP CAD 1148	CAD 17.39				Interest	BK CREDIT	6/1/2014	255	5/31/2014
LLC CAD 1148	CAD 7,563.79				Interest		6/1/2014	40	5/31/2014
LLC USD 2006	(CAD 123.18)				Bank fee		6/2/2014	4	6/5/2014
LLC USD 1148	(\$113.62)		USD		ZBA Transfer		6/2/2014	9	6/5/2014
LLC USD 2006	CAD 123.18				ZBA Transfer		6/2/2014	3	6/5/2014
LLC CAD 2006	(CAD 5,162,918.56)				ZBA Transfer		6/5/2014	63	6/5/2014
LLC CAD 2006	CAD 5,162,918.56				Tax Refund		6/5/2014	62	6/5/2014
LLC CAD 1148	CAD 5,162,918.56				ZBA Transfer		6/5/2014	41	6/5/2014
LLC CAD 2006	(CAD 2,147,457.17)		18		Construction Payment		6/11/2014	64	6/11/2014
LLC CAD 1148	(CAD 2,147,457.17)				ZBA Transfer		6/11/2014	42	6/11/2014
LLC CAD 2006	CAD 2,147,457.17				ZBA Transfer		6/11/2014	65	6/11/2014
LP CAD 1148	(CAD 21,521.60)		N1		LP CAD to LLC CAD	BK DEBIT	6/13/2014	256	6/13/2014
LP USD 1148	(\$864.97)				WIRE TYPE:BOOK OUT DATE:140613 TIME:1344 ET		6/13/2014	86	6/13/2014
LLC USD 1148	\$864.97		USD		Funding from Target Canada Property LP		6/13/2014	10	6/13/2014
LLC CAD 1148	CAD 21,002.00				Interest		6/13/2014	43	6/13/2014
LLC CAD 1148	(CAD 2,462,981.82)				ZBA Transfer		6/23/2014	44	6/23/2014
LLC CAD 2006	(CAD 1,423,321.13)		18		Construction Payment		6/23/2014	66	6/23/2014
LLC CAD 2006	(CAD 1,039,660.69)		18		Construction Payment		6/23/2014	67	6/23/2014
LLC CAD 2006	CAD 2,462,981.82				ZBA Transfer		6/23/2014	68	6/23/2014

Account	Amount	USD Amount	Cash Ref	DD Ref	Repeat code	DR/CR	Value date (sel.)	Statement Item#	Statement Date
LLC CAD 1148	CAD 19,980,244.62				Leaseback		6/26/2014	45	6/26/2014
LP CAD 1148	CAD 6.56				Interest	BK CREDIT	7/1/2014	257	6/30/2014
LLC CAD 1148	CAD 11,937.32				Interest		7/1/2014	46	6/30/2014
LLC CAD 1148	(CAD 13,553,912.52)				ZBA Transfer		7/2/2014	47	7/2/2014
LLC CAD 2006	(CAD 8,230,630.33)				Canada 1443X		7/2/2014	69	7/2/2014
LLC CAD 2006	(CAD 5,323,282.19)		6		Canada 1472X		7/2/2014	70	7/2/2014
LLC USD 2006	(CAD 449.32)				Bank fee		7/2/2014	5	
LLC USD 1148	(\$422.65)		USD		ZBA Transfer		7/2/2014	11	
LLC USD 2006	CAD 449.32				ZBA Transfer		7/2/2014	6	
LLC CAD 2006	CAD 13,553,912.52				ZBA Transfer		7/2/2014	71	7/2/2014
LLC CAD 1148	(CAD 3,073,117.90)				ZBA Transfer		7/3/2014	48	7/3/2014
LLC CAD 2006	(CAD 1,360,707.38)		18		Construction Payment		7/3/2014	74	7/3/2014
LLC CAD 2006	(CAD 1,232,267.22)		18		Construction Payment		7/3/2014	73	7/3/2014
LLC CAD 2006	(CAD 478,994.90)		18		Construction Payment		7/3/2014	75	7/3/2014
LLC CAD 2006	(CAD 1,148.40)				Bank Fees		7/3/2014	72	7/3/2014
LLC CAD 2006	CAD 3,073,117.90				ZBA Transfer		7/3/2014	76	7/3/2014
LLC CAD 1148	CAD 6.56				Interest		7/9/2014	49	7/9/2014
LP CAD 1148					LP CAD to LLC CAD	BK DEBIT	7/9/2014		7/9/2014
LLC CAD 1148	(CAD 920,239.56)				ZBA Transfer		7/28/2014	50	7/28/2014
LLC CAD 2006	(CAD 667,289.87)		19		Construction Payment		7/28/2014	79	7/28/2014
LLC CAD 2006	(CAD 214,979.41)		19		Construction Payment		7/28/2014	78	7/28/2014
LLC CAD 2006	(CAD 37,970.28)		19		Construction Payment		7/28/2014	77	7/28/2014
LLC CAD 2006	CAD 920,239.56				ZBA Transfer		7/28/2014	80	7/28/2014
LLC CAD 2006	(CAD 37,970.28)				ZBA Transfer		7/29/2014	82	7/30/2014
LLC CAD 1148	CAD 37,970.28				ZBA Transfer		7/29/2014	51	7/30/2014
LLC CAD 2006	CAD 37,970.28				ZBA Transfer		7/29/2014	81	7/30/2014
LLC CAD 1148	(CAD 307,836.38)				Construction Payment		7/30/2014	52	7/30/2014
LLC CAD 2006	(CAD 307,836.38)				Tax payment		7/30/2014	83	7/30/2014
LLC CAD 2006	CAD 307,836.38				ZBA Transfer		7/30/2014	84	7/30/2014
LLC USD 1148	(\$18,374,212.89)		USD		CAD Purchase for TGTP LLC		7/31/2014	12	7/30/2014
LLC CAD 1148	(CAD 16,599,440.05)				ZBA Transfer		7/31/2014	54	7/31/2014
LLC CAD 2006	(CAD 6,488,015.14)				Tax payment		7/31/2014	93	7/31/2014
LLC CAD 2006	(CAD 2,794,126.56)		19		Construction Payment		7/31/2014	92	7/31/2014
LLC CAD 2006	(CAD 2,424,872.71)		19		Construction Payment		7/31/2014	90	7/31/2014
LLC CAD 2006	(CAD 1,975,457.67)		19		Construction Payment		7/31/2014	87	7/31/2014
LLC CAD 2006	(CAD 1,431,058.55)		19		Construction Payment		7/31/2014	91	7/31/2014
LLC CAD 2006	(CAD 1,166,748.13)		19		Construction Payment		7/31/2014	86	7/31/2014
LLC CAD 2006	(CAD 307,128.33)		19		Construction Payment		7/31/2014	89	7/31/2014
LLC CAD 2006	(CAD 30,900.86)		19		Construction Payment		7/31/2014	88	7/31/2014
LLC USD 2006	(CAD 2,013.12)				Bank fee		7/31/2014	7	
LLC USD 1148	(\$1,846.73)		USD		ZBA Transfer		7/31/2014	14	
LLC CAD 2006	(CAD 1,132.10)				Bank Fees		7/31/2014	85	7/31/2014
LLC USD 2006	CAD 2,013.12				ZBA Transfer		7/31/2014	8	
LLC CAD 2006	CAD 16,599,440.05				ZBA Transfer		7/31/2014	94	7/31/2014
LLC USD 1148	\$18,376,212.89		USD		Funding from Target		7/31/2014	13	7/31/2014
LLC CAD 1148	CAD 20,000,000.00				CAD Purchase for TGTP LLC		7/31/2014	53	7/31/2014
LLC CAD 1148	(CAD 20,004,997.40)		6		ZBA Transfer		8/1/2014	57	8/1/2014
LLC CAD 2006	(CAD 11,764,321.09)				Canada 1472X		8/1/2014	96	8/1/2014
LLC CAD 2006	(CAD 8,240,676.31)				Canada 1443X		8/1/2014	95	8/1/2014
LLC USD 1148	(\$4,582,293.69)		USD		CAD Purchase for TGTP LLC		8/1/2014	15	8/1/2014
LLC CAD 1148	CAD 11,409.13				Interest		8/1/2014	56	7/31/2014

Account	Amount	USD Amount	Cash Ref	DD Ref	Repeat code	DR/CR	Value date (sel.)	Statement Item#	Statement Date
LLC USD 1148	\$4,582,293.69		USD		Funding from Target		8/1/2014	16	
LLC CAD 1148	CAD 5,000,000.00				CAD Purchase for TGTP LLC		8/1/2014	55	8/1/2014
LLC CAD 2006	CAD 20,004,997.40		USD		ZBA Transfer		8/1/2014	97	8/1/2014
LLC USD 1148	(\$4,565,995.65)				CAD Purchase for TGTP LLC		8/21/2014	17	
LLC CAD 1148	(CAD 920,981.25)				ZBA Transfer		8/21/2014	59	8/21/2014
LLC CAD 2006	(CAD 883,010.97)		20		Construction Payment		8/21/2014	98	8/21/2014
LLC CAD 2006	(CAD 37,970.28)		20		Construction Payment		8/21/2014	99	8/21/2014
LLC CAD 2006	CAD 920,981.25		USD		ZBA Transfer		8/21/2014	100	8/21/2014
LLC USD 1148	\$4,565,905.65				Funding from Target		8/21/2014	18	
LLC CAD 1148	CAD 5,000,000.00				CAD Purchase for TGTP LLC		8/21/2014	58	8/21/2014
LLC CAD 1148	(CAD 45,829.85)		20		ZBA Transfer		8/26/2014	60	8/26/2014
LLC CAD 2006	(CAD 45,829.85)				Construction Payment		8/26/2014	101	8/26/2014
LLC CAD 2006	CAD 45,829.85				ZBA Transfer		8/26/2014	102	8/26/2014
LLC CAD 1148	(CAD 28,599.93)				ZBA Transfer		8/28/2014	61	8/28/2014
LLC CAD 2006	(CAD 28,044.73)		20		Construction Payment		8/28/2014	104	8/28/2014
LLC CAD 2006	(CAD 555.20)				Bank Fees		8/28/2014	103	8/28/2014
LLC USD 2006	(CAD 445.58)		USD		Bank fee		8/28/2014	9	
LLC USD 1148	(\$410.16)				ZBA Transfer		8/28/2014	19	
LLC USD 2006	CAD 445.58				ZBA Transfer		8/28/2014	10	
LLC CAD 2006	CAD 28,599.93				ZBA Transfer		8/28/2014	105	8/28/2014
LLC CAD 1148	(CAD 19,824,803.24)		USD		ZBA Transfer		8/29/2014	63	8/29/2014
LLC USD 1148	(\$16,635,890.27)				CAD Purchase for TGTP LLC		8/29/2014	20	
LLC CAD 2006	(CAD 11,584,126.93)		6		Canada 1472X		8/29/2014	107	8/29/2014
LLC CAD 2006	(CAD 8,240,676.31)		USD		Canada 1443X		8/29/2014	106	8/29/2014
LLC USD 1148	\$16,635,890.27				Funding from Target		8/29/2014	21	
LLC CAD 1148	CAD 18,000,000.00				CAD Purchase for TGTP LLC		8/29/2014	62	8/29/2014
LLC CAD 2006	CAD 19,824,803.23				ZBA Transfer		8/29/2014	108	8/29/2014
LLC CAD 1148	CAD 1,268.63				Interest		9/1/2014	64	8/31/2014
LLC CAD 1148	(CAD 1,710,185.22)		20		ZBA Transfer		9/2/2014	65	9/2/2014
LLC CAD 2006	(CAD 1,710,185.22)				Construction Payment		9/2/2014	109	9/2/2014
LLC CAD 2006	CAD 1,710,185.22		USD		ZBA Transfer		9/2/2014	110	9/2/2014
LLC USD 1148	(\$4,560,379.42)				CAD Purchase for TGTP LLC		9/9/2014	22	
LLC CAD 1148	(CAD 3,120,006.22)				ZBA Transfer		9/9/2014	67	9/9/2014
LLC CAD 2006	(CAD 1,508,891.24)		20		Construction Payment		9/9/2014	111	9/9/2014
LLC CAD 2006	(CAD 897,721.71)		20		Construction Payment		9/9/2014	112	9/9/2014
LLC CAD 2006	(CAD 713,393.27)		20		Construction Payment		9/9/2014	113	9/9/2014
LLC CAD 2006	CAD 3,120,006.22		USD		ZBA Transfer		9/9/2014	114	9/9/2014
LLC USD 1148	\$4,560,379.42				Funding from Target		9/9/2014	23	
LLC CAD 1148	CAD 5,000,000.00				CAD Purchase for TGTP LLC		9/9/2014	66	9/9/2014
LLC CAD 1148	(CAD 162,529.78)				ZBA Transfer		9/10/2014	68	9/10/2014
LLC CAD 2006	(CAD 162,529.78)				Tax payment		9/10/2014	115	9/10/2014
LLC CAD 2006	CAD 162,529.78				ZBA Transfer		9/10/2014	116	9/10/2014
LLC CAD 1148	(CAD 95,791.50)		20		ZBA Transfer		9/11/2014	69	9/11/2014
LLC CAD 2006	(CAD 95,791.50)				Construction Payment		9/11/2014	117	9/11/2014
LLC CAD 2006	CAD 95,791.50				ZBA Transfer		9/11/2014	118	9/11/2014
LLC CAD 1148	(CAD 3,355,427.04)				ZBA Transfer		9/26/2014	71	9/26/2014
LLC CAD 2006	(CAD 1,898,045.20)		20		Construction Payment		9/26/2014	120	9/26/2014
LLC CAD 2006	(CAD 825,068.68)		20		Construction Payment		9/26/2014	119	9/26/2014
LLC CAD 2006	(CAD 632,313.16)		20		Construction Payment		9/26/2014	121	9/26/2014
LLC CAD 2006	CAD 3,355,427.04				ZBA Transfer		9/26/2014	122	9/26/2014
LLC CAD 1148	CAD 65,631,698.37				Leaseback		9/26/2014	70	9/26/2014

Account	Amount	USD Amount	Cash Ref	DD Ref	Repeat code	DR/CR	Value date (sel.)	Statement Item#	Statement Date
LLC CAD 1148	CAD 9,965.48				Interest		10/1/2014	72	9/30/2014
LLC CAD 1148	(CAD 12,042,963.80)				ZBA Transfer		10/2/2014	74	10/2/2014
LLC CAD 2006	(CAD 8,226,463.34)				Canada 1443X		10/2/2014	124	10/2/2014
LLC CAD 2006	(CAD 3,815,950.36)		6		Canada 1472X		10/2/2014	125	10/2/2014
LLC CAD 2006	(CAD 550.10)				Bank Fees		10/2/2014	123	10/2/2014
LLC USD 2006	(CAD 571,211.23)				Bank fee		10/2/2014	11	
LLC USD 1148	(CAD 571,211.23)		USD		ZBA Transfer		10/2/2014	24	
LLC CAD 1148	CAD 192.39				Funding from NE3		10/2/2014	73	10/2/2014
LLC USD 2006	CAD 234.71				ZBA Transfer		10/2/2014	12	
LLC CAD 2006	CAD 12,042,963.80				ZBA Transfer		10/2/2014	126	10/2/2014
LLC CAD 1148	(CAD 571,211.23)		16		ZBA Transfer		10/10/2014	75	10/10/2014
LLC CAD 2006	CAD 571,211.23				Construction Payment		10/10/2014	127	10/10/2014
LLC CAD 1148	(CAD 1,178,407.92)		16		ZBA Transfer		10/10/2014	128	10/10/2014
LLC CAD 2006	(CAD 1,001,984.77)				ZBA Transfer		10/15/2014	76	10/15/2014
LLC CAD 2006	(CAD 176,423.15)		16		Construction Payment		10/15/2014	132	10/15/2014
LLC CAD 2006	(CAD 550.10)				Construction Payment		10/15/2014	131	10/15/2014
LLC CAD 1148	CAD 550.10				ZBA Transfer		10/15/2014	130	10/16/2014
LLC CAD 2006	CAD 550.10				ZBA Transfer		10/15/2014	77	10/16/2014
LLC CAD 2006	CAD 1,178,407.92				Bank Fees		10/15/2014	129	
LLC CAD 2006	(CAD 1,374,230.16)				ZBA Transfer		10/15/2014	133	10/15/2014
LLC CAD 1148	(CAD 1,146,762.46)		16		ZBA Transfer		10/16/2014	78	10/16/2014
LLC CAD 2006	(CAD 227,467.70)				Construction Payment		10/16/2014	135	10/16/2014
LLC CAD 2006	CAD 1,374,230.16		16		Construction Payment		10/16/2014	134	10/16/2014
LLC CAD 1148	(CAD 940,272.43)				ZBA Transfer		10/16/2014	136	10/16/2014
LLC CAD 2006	(CAD 2,115,513.35)				ZBA Transfer		10/17/2014	79	10/17/2014
LLC CAD 1148	(CAD 2,115,513.35)		6		Construction Payment		10/17/2014	137	10/17/2014
LLC CAD 2006	CAD 2,115,513.35				ZBA Transfer		10/17/2014	138	10/17/2014
LLC CAD 1148	(CAD 1,412,529.14)				ZBA Transfer		10/21/2014	80	10/21/2014
LLC CAD 2006	(CAD 1,381,214.39)		16		Canada 1472X		10/21/2014	139	10/21/2014
LLC CAD 2006	(CAD 31,314.75)				ZBA Transfer		10/21/2014	140	10/21/2014
LLC CAD 2006	CAD 1,412,529.14		16		ZBA Transfer		10/27/2014	81	10/27/2014
LLC CAD 1148	(CAD 550.10)				Construction Payment		10/27/2014	142	10/27/2014
LLC CAD 2006	(CAD 550.10)				Construction Payment		10/27/2014	141	10/27/2014
LLC CAD 2006	CAD 550.10				ZBA Transfer		10/27/2014	143	10/27/2014
LLC CAD 1148	(CAD 534.00)				ZBA Transfer		10/28/2014	82	10/28/2014
LLC CAD 2006	(CAD 534.00)				Bank Fees		10/28/2014	144	10/28/2014
LLC USD 2006	(CAD 200.65)				ZBA Transfer		10/28/2014	145	10/28/2014
LLC USD 1148	(CAD 200.65)				ZBA Transfer		10/29/2014	83	10/29/2014
LLC USD 2006	(CAD 534.00)				Bank Fees		10/29/2014	146	10/29/2014
LLC CAD 2006	CAD 200.65		USD		Bank fee		10/29/2014	13	
LLC USD 2006	(CAD 8,239,763.15)				ZBA Transfer		10/29/2014	25	
LLC CAD 2006	CAD 534.00				ZBA Transfer		10/29/2014	14	
LLC CAD 1148	(CAD 8,239,763.15)				ZBA Transfer		10/29/2014	147	10/29/2014
LLC CAD 2006	(CAD 8,239,763.15)				ZBA Transfer		10/31/2014	84	10/31/2014
LLC CAD 2006	CAD 8,239,763.15				Canada 1443X		10/31/2014	148	10/31/2014
LLC CAD 1148	CAD 41,265.70				ZBA Transfer		10/31/2014	149	10/31/2014
LLC CAD 2006	(CAD 305,566.13)				Interest		11/1/2014	85	10/31/2014
LLC CAD 1148	CAD 305,566.13				ZBA Transfer		11/7/2014	151	11/7/2014
LLC CAD 2006	CAD 305,566.13				ZBA Transfer		11/7/2014	86	11/7/2014
LLC CAD 2006	CAD 305,566.13				Tax Refund		11/7/2014	150	11/7/2014
LLC CAD 1148	(CAD 1,456,563.14)				ZBA Transfer		11/19/2014	87	11/19/2014

Account	Amount	USD Amount	Cash Ref	DD Ref	Repeat code	DR/CR	Value date (sel.)	Statement Item#	Statement Date
LLC CAD 2006	(CAD 1,060,041.81)		15		Construction Payment		11/19/2014	153	11/19/2014
LLC CAD 2006	(CAD 396,521.33)		15		Construction Payment		11/19/2014	152	11/19/2014
LLC CAD 2006	CAD 1,456,563.14				ZBA Transfer		11/19/2014	154	11/19/2014
LLC CAD 1148	(CAD 1,248,850.69)				ZBA Transfer		11/25/2014	88	11/25/2014
LLC CAD 2006	(CAD 995,722.45)		15		Construction Payment		11/25/2014	156	11/25/2014
LLC CAD 2006	(CAD 253,128.24)		15		Construction Payment		11/25/2014	155	11/25/2014
LLC CAD 2006	CAD 1,248,850.69				ZBA Transfer		11/25/2014	157	11/25/2014
LLC CAD 1148	(CAD 8,548,336.11)				ZBA Transfer		11/26/2014	89	11/26/2014
LLC CAD 2006	(CAD 8,280,165.73)		15		Canada 1443X		11/26/2014	159	11/26/2014
LLC CAD 2006	(CAD 138,094.53)		15		Construction Payment		11/26/2014	160	11/26/2014
LLC CAD 2006	(CAD 129,615.75)		15		Construction Payment		11/26/2014	161	11/26/2014
LLC CAD 2006	(CAD 530.10)				Bank Fees		11/26/2014	158	11/26/2014
LLC USD 2006	(CAD 299.85)		USD		Bank fee		11/26/2014	15	
LLC USD 1148	(\$186.43)				ZBA Transfer		11/26/2014	26	
LLC USD 2006	CAD 209.85				ZBA Transfer		11/26/2014		
LLC CAD 2006	CAD 8,548,336.11				ZBA Transfer		11/26/2014	162	11/26/2014
LLC CAD 1148	(CAD 995,092.62)		6		ZBA Transfer		11/28/2014	90	11/28/2014
LLC CAD 2006	(CAD 995,092.62)				Canada 1472X		11/28/2014	163	11/28/2014
LLC CAD 2006	CAD 995,092.62				ZBA Transfer		11/28/2014	164	11/28/2014
LLC CAD 1148	(CAD 6,818,035.77)				ZBA Transfer		12/1/2014	92	12/1/2014
LLC CAD 2006	(CAD 5,997,128.23)				Tax payment		12/1/2014	165	12/1/2014
LLC CAD 2006	(CAD 1,220,907.54)				Tax payment		12/1/2014	166	12/1/2014
LLC CAD 1148	CAD 27,987.77				Interest		12/1/2014	91	11/30/2014
LLC CAD 2006	CAD 6,818,035.77				ZBA Transfer		12/1/2014	167	12/1/2014
LLC CAD 1148	(CAD 968,977.66)		14		ZBA Transfer		12/12/2014	93	12/12/2014
LLC CAD 2006	(CAD 854,333.04)		14		Construction Payment		12/12/2014	170	12/12/2014
LLC CAD 2006	(CAD 103,952.00)		14		Construction Payment		12/12/2014	169	12/12/2014
LLC CAD 2006	(CAD 10,692.62)		14		Construction Payment		12/12/2014	168	12/12/2014
LLC CAD 2006	CAD 968,977.66				ZBA Transfer		12/12/2014	171	12/12/2014
LLC CAD 1148	(CAD 1,006,275.36)				ZBA Transfer		12/16/2014	94	12/16/2014
LLC CAD 2006	(CAD 511,137.70)		14		Construction Payment		12/16/2014	172	12/16/2014
LLC CAD 2006	(CAD 495,137.66)		14		Construction Payment		12/16/2014	173	12/16/2014
LLC CAD 2006	CAD 1,006,275.36				ZBA Transfer		12/16/2014	174	12/16/2014
LLC CAD 1148	(CAD 534.20)				ZBA Transfer		12/30/2014	95	12/30/2014
LLC CAD 2006	(CAD 534.20)				Bank Fees		12/30/2014	175	12/30/2014
LLC USD 2006	(CAD 296.10)		USD		Bank fee		12/30/2014		
LLC USD 1148	(\$177.18)				ZBA Transfer		12/30/2014	27	
LLC USD 2006	CAD 206.10				ZBA Transfer		12/30/2014		
LLC CAD 2006	CAD 534.20				ZBA Transfer		12/30/2014	176	12/30/2014
LLC CAD 1148	(CAD 8,986,366.36)				ZBA Transfer		12/31/2014	97	12/31/2014
LLC CAD 2006	(CAD 8,986,366.36)				Canada 1443X		12/31/2014	177	12/31/2014
LLC CAD 2006	CAD 8,986,366.36				ZBA Transfer		12/31/2014	178	12/31/2014
LLC CAD 1148	CAD 69,834,244.81				Leaseback		12/31/2014	96	12/31/2014
LLC CAD 1148	CAD 15,767.52				Interest		1/1/2015	98	12/31/2014
LLC CAD 1148	(CAD 7,206,369.79)				ZBA Transfer		1/29/2015	99	1/29/2015
LLC CAD 2006	(CAD 5,921,117.89)				Tax payment		1/29/2015		1/29/2015
LLC CAD 2006	(CAD 1,284,733.90)				Tax payment		1/29/2015		1/29/2015
LLC CAD 2006	(CAD 518.00)				Bank Fees		1/29/2015	179	1/29/2015
LLC USD 1148	(\$177.07)		USD		ZBA Transfer		1/29/2015	28	
LLC CAD 2006	CAD 7,206,369.79				ZBA Transfer		1/29/2015		1/29/2015
LLC CAD 1148	CAD 62,342.91				Interest		2/1/2015		1/31/2015

Cash Detail LP and LLC bank accounts - pulled from SAP ECC - Treasury module

Account	Amount	USD Amount	Cash Ref	DD Ref	Repeat code	DR/CR	Value date (sel.)	Statement Item#	Statement Date
LLC CAD 1148	(CAD 1,000.00)				Funding from Target Canada Property LP CAD		2/26/2015		2/26/2015
LLC USD 1148	(\$192.07)		USD		ZBA Transfer		2/26/2015	29	
LLC USD 1148	\$768.23		USD		Funding from Target Canada Property LP CAD		2/26/2015		
LLC CAD 1148	(CAD 514.00)				ZBA Transfer		2/27/2015		2/27/2015
LLC CAD 2006	(CAD 514.00)				Bank Fees		2/27/2015		2/27/2015
LLC CAD 2006	CAD 514.00				ZBA Transfer		2/27/2015		2/27/2015
LLC CAD 1148	CAD 44,486.62				Interest		3/1/2015		2/28/2015
LLC CAD 1148	(CAD 9,251,957.39)				ZBA Transfer		3/30/2015		3/30/2015
LLC CAD 2006	(CAD 7,953,079.66)				Tax payment		3/30/2015		3/30/2015
LLC CAD 2006	(CAD 1,298,877.73)				Tax payment		3/30/2015		3/30/2015
LLC CAD 2006	CAD 9,251,957.39				ZBA Transfer		3/30/2015		3/30/2015
LLC CAD 1148	CAD 48,862.66				Interest		4/1/2015		3/31/2015
LLC CAD 1148	(CAD 510.00)				ZBA Transfer		4/2/2015		4/2/2015
LLC CAD 2006	(CAD 510.00)				Bank Fees		4/2/2015		4/2/2015
LLC USD 1148	(\$192.22)		USD		ZBA Transfer		4/2/2015		4/2/2015
LLC CAD 2006	CAD 510.00				ZBA Transfer		4/2/2015		4/2/2015
LLC CAD 1148	(CAD 518.00)				ZBA Transfer		4/30/2015		4/30/2015
LLC CAD 2006	(CAD 518.00)				Bank Fees		4/30/2015		4/30/2015
LLC USD 1148	(\$167.93)		USD		ZBA Transfer		4/30/2015	2	4/30/2015
LLC CAD 2006	CAD 518.00				ZBA Transfer		4/30/2015		4/30/2015
LLC CAD 1148	CAD 41,415.02				Interest		5/1/2015		4/30/2015



FY 2013 RP Payment Rollforward - All Prop LP payment activity

Property Accounting - Construction Accounting  
 Accounting for Target Canada Co Sale of Real Property to Target Property Co  
 FY 2013

Project Spend as of 03/20/2013, Cash Payments for Initial Purchases						
Location	Province	Budget	Canada Co & Property Co			
			LTD Total RP Spend - March 20	LTD Cash Paid	LTD Contractor Payments	Cash Due from/(to) Property Co
T3505	3505	ON	7,109,449	71,480.31	-	71,480.31
T3507	3507	ON	6,256,009	2,115,580.98	(4,115,580.98)	(2,000,000.00)
T3508	3508	BC	6,129,812	4,893,538.21	(5,893,538.21)	(1,000,000.00)
T3509	3509	BC	7,144,620	3,214,537.17	(5,214,537.17)	(2,000,000.00)
T3510	3510	ON	9,491,258	9,027,955.04	-	9,027,955.04
T3511	3511	ON	6,597,290	452,499.28	(2,452,499.28)	(2,000,000.00)
T3512	3512	BC	9,324,090	7,421,613.68	(8,421,613.68)	(1,000,000.00)
T3516	3516	QC	11,825,920	586,987.91	-	586,987.91
T3519	3519	ON	5,969,504	5,130,106.85	(5,130,106.85)	-
T3522	3522	ON	6,667,132	472,336.25	(2,472,336.25)	(2,000,000.00)
T3524	3524	ON	6,736,754	2,575,150.42	(4,575,150.42)	(2,000,000.00)
T3530	3530	NS	7,685,632	318,352.04	-	318,352.04
T3533	3533	ON	6,360,658	1,751,743.15	(3,751,743.15)	(2,000,000.00)
T3534	3534	BC	10,684,003	1,265,168.82	-	1,265,168.82
T3538	3538	AB	7,068,801	4,027,459.78	(6,027,459.78)	(2,000,000.00)
T3547	3547	QC	8,461,132	2,646,109.28	-	2,646,109.28
T3548	3548	BC	8,646,664	57,658.32	-	57,658.32
T3550	3550	NB	5,920,640	416,248.25	-	416,248.25
T3552	3552	ON	8,612,481	935,680.30	(2,084,660.11)	(1,148,979.81)
T3557	3557	BC	6,980,584	5,386,485.12	(6,386,485.12)	(1,000,000.00)
T3559	3559	ON	8,610,425	5,112,236.68	(7,112,236.68)	(2,000,000.00)
T3560	3560	ON	6,232,567	6,962,209.74	(6,962,209.74)	-
T3561	3561	AB	11,724,508	143,214.06	-	143,214.06
T3564	3564	AB	7,036,145	4,030,377.26	-	4,030,377.26
T3565	3565	ON	6,095,706	6,300,708.24	-	6,300,708.24
T3566	3566	NB	6,301,884	399,855.47	-	399,855.47
T7012	7012	MB	35,561,378	-	-	-
T3572	3572	ON	5,849,027	6,376,102.90	(6,376,102.90)	-
T3574	3574	AB	7,196,486	4,414,318.14	(6,414,318.14)	(2,000,000.00)
T3575	3575	BC	8,240,344	717,281.00	(1,717,281.00)	(1,000,000.00)
T3576	3576	QC	4,204,579	440,946.47	-	440,946.47
T3577	3577	SK	9,367,770	6,472,743.05	(7,472,743.05)	(1,000,000.00)
T3586	3586	BC	12,422,936	877,495.86	(1,877,495.86)	(1,000,000.00)
T3590	3590	QC	11,849,341	1,159,896.43	-	1,159,896.43
T3591	3591	ON	9,361,855	6,686,354.11	(7,686,354.11)	(1,000,000.00)
T3592	3592	QC	6,234,319	560,849.40	-	560,849.40
T3595	3595	QC	12,783,952	641,744.47	-	641,744.47
T3608	3608	ON	6,452,133	6,879,303.67	(6,879,303.67)	-
T3609	3609	ON	8,394,670	7,627,679.83	(7,627,679.83)	-
T3610	3610	QC	12,487,551	827,537.90	-	827,537.90
T3613	3613	QC	4,821,608	354,666.27	-	354,666.27
T3614	3614	AB	7,369,130	3,755,888.73	(4,755,888.73)	(1,000,000.00)
T3615	3615	BC	6,905,340	4,887,360.93	(5,887,360.93)	(1,000,000.00)
T3616	3616	BC	6,365,515	4,130,852.56	(5,130,852.56)	(1,000,000.00)
T3617	3617	BC	11,422,747	736,699.39	(736,699.39)	-
T3623	3623	ON	14,197,080	7,416,925.55	(7,416,925.55)	(0.00)
T3624	3624	AB	7,283,127	7,567,494.21	(7,567,494.21)	(0.00)
T3628	3628	ON	8,823,266	1,028,625.94	-	(0.00)
T3630	3630	ON	6,801,472	2,250,822.71	(2,250,822.71)	-
T3634	3634	QC	8,647,906	929,169.81	-	929,169.81
T3636	3636	ON	11,766,853	12,083,618.49	(12,083,618.49)	-
T3637	3637	PE	6,957,539	462,719.05	-	462,719.05
T3639	3639	ON	6,984,221	7,489,546.85	(7,489,546.85)	(0.00)
T3642	3642	ON	6,179,328	728,083.36	-	-
T3644	3644	MB	7,202,469	7,111,528.82	(7,111,528.82)	(0.00)
T3645	3645	ON	8,098,048	1,901,794.78	(1,901,794.78)	(0.00)
T3646	3646	ON	-	107,804.77	-	107,804.77
T3647	3647	QC	8,506,858	967,876.60	-	967,876.60
T3648	3648	AB	11,229,737	13,433,066.06	(13,433,066.06)	0.00
T3650	3650	NL	7,351,823	421,639.14	-	421,639.14
T3652	3652	N	7,138,317	416,301.46	-	416,301.46
T3655	3655	NB	7,600,439	581,854.24	-	581,854.24
T3657	3657	QC	8,071,412	2,131,259.16	-	2,131,259.16
T3658	3658	ON	-	53,526.18	-	53,526.18
T3663	3663	ON	9,014,096	1,124,459.04	-	1,124,459.04
T3665	3665	ON	5,684,918	7,070,259.24	(7,070,259.24)	-
T3666	3666	ON	8,357,425	551,312.25	-	551,312.25
T3667	3667	ON	-	194,904.89	-	194,904.89
T3668	3668	ON	7,679,350	7,812,034.26	-	7,812,034.26
T3669	3669	ON	-	353,526.42	-	353,526.42
T3670	3670	ON	6,859,073	1,663,374.76	(1,663,374.76)	-
T3671	3671	ON	7,978,201	4,825,876.72	(4,825,876.72)	-
T3672	3672	ON	9,221,229	1,017,694.62	-	1,017,694.62
T3677	3677	ON	9,180,530	713,100.65	-	713,100.65
T3682	3682	MB	5,774,938	6,578,618.17	(6,578,618.17)	(0.00)
T3688	3688	BC	6,556,939	4,294,464.80	(4,294,464.80)	-
T3690	3690	BC	6,371,159	3,895,072.33	(3,895,072.33)	-
T3693	3693	QC	5,766,389	400,246.13	-	400,246.13
T3694	3694	AB	9,664,479	10,065,088.91	(10,065,088.91)	-
T3695	3695	QC	6,183,048	649,659.93	-	649,659.93
T3696	3696	QC	10,176,641	605,197.63	-	605,197.63
T3697	3697	NS	9,681,390	2,495,603.60	-	2,495,603.60
T3698	3698	BC	7,800,198	4,317,332.16	(4,317,332.16)	-
T3699	3699	ON	7,563,970	592,565.81	(592,565.81)	-
T3702	3702	QC	12,238,307	827,445.41	-	827,445.41
T3704	3704	QC	10,955,222	1,584,388.35	-	1,584,388.35
T3705	3705	QC	6,689,112	611,321.50	-	611,321.50
T3706	3706	ON	7,674,208	8,443,345.68	(8,443,345.68)	-
T3707	3707	ON	-	307,931.09	-	307,931.09
T3708	3708	ON	6,887,625	6,200,626.57	-	6,200,626.57
T3709	3709	QC	7,568,096	1,030,745.03	-	1,030,745.03
T3710	3710	AB	4,968,721	3,269,518.90	(3,269,518.90)	-
T3711	3711	BC	-	115,921.27	-	115,921.27
T3713	3713	AB	12,097,379	1,148,979.82	-	1,148,979.82
T3714	3714	A	10,467,876	9,211,187.64	(10,211,187.64)	(1,000,000.00)
T3715	3715	ON	6,618,206	6,522,097.92	-	6,522,097.92
T3717	3717	BC	16,221,065	871,706.52	-	871,706.52
T3718	3718	QC	7,925,766	541,915.40	-	541,915.40
T3719	3719	BC	7,335,758	3,807,180.33	(3,807,180.33)	0.00
T3725	3725	QC	9,679,972	3,231,582.28	-	3,231,582.28
T3728	3728	SK	7,372,123	682,216.17	-	682,216.17
T3729	3729	ON	9,389,365	10,238,558.77	-	10,238,558.77
T3730	3730	ON	12,089,464	1,208,366.44	-	1,208,366.44
T3731	3731	NS	5,612,790	335,856.75	-	335,856.75
T3732	3732	NL	11,359,998	605,481.66	(3,605,481.66)	(3,000,000.00)
T3737	3737	AB	7,538,326	3,524,561.26	(4,524,561.26)	(1,000,000.00)
T3738	3738	ON	6,781,146	8,314,869.87	(8,314,869.87)	-
T3739	3739	BC	7,668,203	659,193.95	(1,659,193.95)	(1,000,000.00)
T3742	3742	ON	9,342,503	9,713,317.61	-	-
T3743	3743	QC	6,915,902	449,946.48	-	449,946.48
T3744	3744	BC	6,960,109	6,806,201.17	-	6,806,201.17
T3746	3746	ON	6,663,702	498,442.49	-	498,442.49

FY 2013 RP Payment Rollforward - All Prop LP payment activity

Property Accounting - Construction Accounting  
Accounting for Target Canada Co Sale of Real Property to Target Property Co  
FY 2013

Project Spend as of 03/20/2013, Cash Payments for Initial Purchases						
			Canada Co & Property Co	Property Co		
Location	Province	Budget	LTD Total RP Spend - March 20	LTD Cash Paid	LTD Contractor Payments	Cash Due from/(to) Property Co
T3747	3747	MB	7,326,324	664,411.84	-	664,411.84
T3749	3749	ON	6,599,227	7,235,142.94	(7,235,142.94)	-
T3751	3751	ON	5,507,473	5,729,461.14	(5,729,461.14)	-
T3753	3753	ON	6,162,525	6,038,944.21	-	6,038,944.21
T3754	3754	AB	7,842,976	3,597,721.32	(4,597,721.32)	(1,000,000.00)
T3755	3755	QC	9,343,868	779,559.88	-	779,559.88
T3757	3757	ON	8,787,734	1,074,511.02	-	1,074,511.02
T3759	3759	ON	6,048,743	6,563,437.57	(6,563,437.57)	-
T3760	3760	BC	10,921,725	9,115,752.37	(10,115,752.37)	(1,000,000.00)
T3761	3761	ON	6,135,156	6,216,671.17	(6,216,671.17)	-
T3762	3762	ON	6,141,777	6,125,396.98	(6,125,396.98)	-
T3763	3763	MB	6,560,468	6,883,717.96	(6,883,717.96)	0.00
T3764	3764	ON	7,951,905	495,676.80	-	495,676.80
T3765	3765	QC	6,678,876	377,276.50	-	377,276.50
T3766	3766	SK	6,855,512	2,024,239.69	(4,024,239.69)	(2,000,000.00)
T3767	3767	ON	6,102,762	5,982,356.15	(5,982,356.15)	-
T3769	3769	QC	10,170,727	1,682,701.60	-	1,682,701.60
T3770	3770	AB	9,555,348	8,325,371.05	-	8,325,371.05
T3772	3772	AB	9,609,102	6,890,699.00	-	6,890,699.00
T3773	3773	ON	6,256,730	7,239,293.15	(7,239,293.15)	0.00
T7000	7000	QC	9,951,432	1,023,074.21	-	1,023,074.21
T7001	7001	ON	10,213,915	6,254,504.50	-	6,254,504.50
T7002	7002	ON	6,986,122	103,129.61	-	103,129.61
T7003	7003	ON	-	32,519.44	-	32,519.44
T7004	7004	ON	-	12,330.87	-	12,330.87
T7005	7005	QC	-	9,655.00	-	9,655.00
T7006	7006	QC	-	36,595.22	-	36,595.22
T7007	7007	BC	-	-	-	-
T7008	7008	ON	-	2,544.49	-	2,544.49
T7009	7009	BC	-	-	-	-
T7010	7010	-	-	-	-	-
T7011	7011	-	-	-	-	-
T3768	3768	-	-	-	-	-
<b>TOTALS</b>			<b>450,846,665.13</b>	<b>(361,738,244.59)</b>	<b>-</b>	<b>89,108,420.54</b>
				<b>\$, GL1</b>	<b>(0.00)</b>	
			<b>332,063,615.65</b>			<b>(29,674,628.94)</b>
			<b>9,927,413.29</b>			<b>9,927,413.29</b>
			<b>72,940,368.37</b>			<b>72,940,368.37</b>
			<b>25,088,354.24</b>			<b>25,088,354.24</b>



FY 2013 RP Payment Rollforward - All Prop LP payment activity

Property Accounting - Construction A  
Accounting for Target Canada Co Sal  
FY 2013

Project Spend as of 04/15/2013, Cash Payments in April										
Canada Co & Property Co			Cash Payment Summary				Property Co			**Cash Due from/(to) Property Co**
Location		Province	LTD Total RP Spend	Prior Month LTD Cash Paid	Cash Paid in Current Month	LTD Cash Paid	Prior Month LTD Contractor Pmts	Contractor Pmts in Current Month	LTD Contractor Payments	
T3747	3747	MB	1,767,341.57	-	-	-	-	-	-	1,767,341.57
T3749	3749	ON	7,553,843.25	(7,235,142.94)	(318,700.31)	(7,553,843.25)	-	-	-	-
T3751	3751	ON	6,805,058.65	(5,729,461.14)	(1,075,597.51)	(6,805,058.65)	-	-	-	-
T3753	3753	ON	6,333,223.35	-	-	-	-	-	-	6,333,223.35
T3754	3754	AB	4,813,703.47	(4,597,721.32)	(1,215,982.16)	(5,813,703.47)	-	-	-	(1,000,000.00)
T3755	3755	QC	1,348,049.42	-	(2,948,049.42)	(2,948,049.42)	-	-	-	(1,600,000.00)
T3757	3757	ON	2,308,942.58	-	-	-	-	-	-	2,308,942.58
T3759	3759	ON	6,752,037.90	(6,563,437.57)	(188,600.33)	(6,752,037.90)	-	-	-	-
T3760	3760	BC	9,895,543.27	(10,115,752.37)	(500,000.00)	(10,615,752.37)	-	-	-	(720,209.10)
T3761	3761	ON	6,391,041.48	(6,216,671.17)	(174,370.30)	(6,391,041.48)	-	-	-	-
T3762	3762	ON	6,499,610.32	(6,125,396.98)	(374,213.34)	(6,499,610.32)	-	-	-	-
T3763	3763	MB	8,643,640.63	(6,883,717.96)	(1,759,922.67)	(8,643,640.63)	-	-	-	(0.00)
T3764	3764	ON	574,519.73	-	(1,974,519.73)	(1,974,519.73)	-	-	-	(1,400,000.00)
T3765	3765	QC	393,815.10	-	(1,693,815.10)	(1,693,815.10)	-	-	-	(1,300,000.00)
T3766	3766	SK	3,192,391.44	(4,024,239.69)	-	(4,024,239.69)	-	-	-	(831,848.25)
T3767	3767	ON	6,118,589.78	(5,982,356.15)	(136,233.63)	(6,118,589.78)	-	-	-	-
T3769	3769	QC	2,833,634.50	-	(4,933,634.50)	(4,933,634.50)	-	-	-	(2,100,000.00)
T3770	3770	AB	9,697,442.43	-	(9,697,442.43)	(9,697,442.43)	-	-	-	-
T3772	3772	AB	8,704,299.59	-	-	-	-	-	-	8,704,299.59
T3773	3773	ON	7,252,606.72	(7,239,293.15)	(13,313.57)	(7,252,606.72)	-	-	-	-
T7000	7000	QC	1,042,890.26	-	(2,742,890.26)	(2,742,890.26)	-	-	-	(1,700,000.00)
T7001	7001	ON	7,302,130.86	-	-	-	-	-	-	7,302,130.86
T7002	7002	ON	103,129.61	-	-	-	-	-	-	103,129.61
T7003	7003	ON	33,921.48	-	-	-	-	-	-	33,921.48
T7004	7004	ON	14,122.03	-	-	-	-	-	-	14,122.03
T7005	7005	QC	9,655.00	-	-	-	-	-	-	9,655.00
T7006	7006	QC	39,706.05	-	-	-	-	-	-	39,706.05
T7007	7007	BC	822.50	-	-	-	-	-	-	822.50
T7008	7008	ON	21,514.87	-	-	-	-	-	-	21,514.87
T7009	7009	BC	4,970.00	-	-	-	-	-	-	4,970.00
T7010	7010									
T7011	7011									
T3768	3768									
<b>TOTALS</b>			<b>552,474,860.97</b>	<b>(361,738,244.59)</b>	<b>(242,917,815.54)</b>	<b>(604,656,060.13)</b>	<b>-</b>	<b>-</b>	<b>-</b>	<b>(52,181,199.16)</b>
			<b>476,923,095.09</b>	<b>(10,454,416.30)</b>	<b>b, GL1</b>			<b>gross</b>		<b>(117,278,548.74)</b>
			<b>62,477,450.43</b>							<b>52,023,034.14</b>
			<b>12,095,390.64</b>							<b>12,095,390.64</b>
			<b>978,924.80</b>							<b>978,924.80</b>



FY 2013 RP Payment Rollforward - All Prop LP payment activity

Property Accounting - Construction A  
Accounting for Target Canada Co Sal  
FY 2013

Project Spend as of 05/08/2013, Cash Payments in May											Turnover date
Canada Co & Property Co			Property Co				Contract Payment Summary			**Cash Due from/(to) Property Co**	
Location		Province	LTD Total RP Spend - Apr	Prior Month LTD Cash Paid	Cash Paid in Current Month	LTD Cash Paid	Prior Month LTD Contractor Pmts	Contractor Pmts in Current Month	LTD Contractor Payments		
T3747	3747	MB	3,181,020.20	-	-	-	-	-	-	3,181,020.20	9/17/2013
T3749	3749	ON	7,588,658.22	(7,553,843.25)	(34,814.98)	(7,588,658.22)	-	-	-	-	1/17/2013
T3751	3751	ON	6,851,259.18	(6,805,058.65)	(46,200.53)	(6,851,259.18)	-	-	-	-	1/17/2013
T3753	3753	ON	6,393,781.47	-	-	-	-	-	-	6,393,781.47	1/17/2013
T3754	3754	AB	6,257,882.72	(5,813,703.47)	(444,179.24)	(6,257,882.72)	-	-	-	-	5/22/2013
T3755	3755	QC	2,323,690.61	(2,948,049.42)	-	(2,948,049.42)	-	-	-	(624,358.81)	7/23/2013
T3757	3757	ON	4,096,051.65	-	-	-	-	-	-	4,096,051.65	9/17/2013
T3759	3759	ON	6,786,520.91	(6,752,037.90)	-	(6,752,037.90)	-	-	-	34,483.01	1/17/2013
T3760	3760	BC	10,254,817.66	(10,615,752.37)	-	(10,615,752.37)	-	-	-	(360,934.71)	3/19/2013
T3761	3761	ON	6,452,664.20	(6,391,041.48)	-	(6,391,041.48)	-	-	-	61,622.72	1/17/2013
T3762	3762	ON	6,560,709.37	(6,499,610.32)	-	(6,499,610.32)	-	-	-	61,099.05	1/17/2013
T3763	3763	MB	9,660,755.53	(8,643,640.63)	(993,860.34)	(9,637,500.97)	-	-	-	23,254.56	3/19/2013
T3764	3764	ON	646,151.23	(1,974,519.73)	-	(1,974,519.73)	-	-	-	(1,328,368.50)	7/23/2013
T3765	3765	QC	486,548.50	(1,693,815.10)	-	(1,693,815.10)	-	-	-	(1,207,266.60)	7/23/2013
T3766	3766	SK	3,347,562.08	(4,024,239.69)	-	(4,024,239.69)	-	-	-	(676,677.61)	5/22/2013
T3767	3767	ON	6,731,214.02	(6,118,589.78)	-	(6,118,589.78)	-	-	-	612,624.24	1/17/2013
T3769	3769	QC	3,385,956.61	(4,933,634.50)	-	(4,933,634.50)	-	-	-	(1,547,677.89)	7/23/2013
T3770	3770	AB	10,140,770.86	(9,697,442.43)	-	(9,697,442.43)	-	-	-	443,328.43	3/19/2013
T3772	3772	AB	8,788,908.28	-	-	-	-	-	-	8,788,908.28	3/19/2013
T3773	3773	ON	7,301,140.57	(7,252,606.72)	-	(7,252,606.72)	-	-	-	48,533.86	1/17/2013
T7000	7000	QC	3,675,632.58	(2,742,890.26)	-	(2,742,890.26)	-	-	-	932,742.32	
T7001	7001	ON	8,536,003.38	-	-	-	-	-	-	8,536,003.38	
T7002	7002	ON	103,129.61	-	-	-	-	-	-	103,129.61	
T7003	7003	ON	33,921.48	-	-	-	-	-	-	33,921.48	
T7004	7004	ON	14,523.63	-	-	-	-	-	-	14,523.63	
T7005	7005	QC	9,655.00	-	-	-	-	-	-	9,655.00	
T7006	7006	QC	32,720.43	-	-	-	-	-	-	32,720.43	
T7007	7007	BC	822.50	-	-	-	-	-	-	822.50	
T7008	7008	ON	2,544.49	-	-	-	-	-	-	2,544.49	
T7009	7009	BC	4,970.00	-	-	-	-	-	-	4,970.00	
T7010	7010										
T7011	7011										
T3768	3768										
<b>TOTALS</b>			<b>658,652,939.48</b>	<b>(604,656,060.13)</b>	<b>(30,000,000.00)</b>	<b>(634,656,060.13)</b>				<b>23,996,879.35</b>	
					<b>c, GL1</b>						
							<b>4,027,211.49</b>	gross		<b>(50,299,281.09)</b>	
										<b>57,521,362.12</b>	
										<b>16,727,452.90</b>	



FY 2013 RP Payment Rollforward - All Prop LP payment activity

Property Accounting - Construction A  
Accounting for Target Canada Co Sal  
FY 2013

Project Spend as of 06/01/2013, Cash Payments in June										
Canada Co & Property Co			Property Co			Property Co			**Cash Due from/(to) Property Co**	
Location		Province	LTD Total RP Spend - May	Prior Month LTD Cash Paid	Cash Paid in Current Month	LTD Cash Paid	Prior Month LTD Contractor Pmts	Contractor Pmts in Current Month		LTD Contractor Payments
T3747	3747	MB	3,273,107.82	-	-	-	-	-	-	
T3749	3749	ON	7,628,910.23	(7,588,658.22)	(40,252.01)	(7,628,910.23)	-	-	-	
T3751	3751	ON	6,905,675.21	(6,851,259.18)	(54,416.03)	(6,905,675.21)	-	-	-	
T3753	3753	ON	6,531,135.94	-	-	-	-	-	6,531,135.94	
T3754	3754	AB	6,815,545.00	(6,257,882.72)	(557,662.29)	(6,815,545.00)	-	-	-	
T3755	3755	QC	3,971,120.24	(2,948,049.42)	(1,023,070.82)	(3,971,120.24)	-	-	(0.00)	
T3757	3757	ON	4,341,359.90	-	-	-	-	-	4,341,359.90	
T3759	3759	ON	7,071,893.94	(6,752,037.90)	(319,856.03)	(7,071,893.94)	-	-	-	
T3760	3760	BC	10,689,409.67	(10,615,752.37)	(73,657.31)	(10,689,409.67)	-	-	-	
T3761	3761	ON	6,564,696.06	(6,391,041.48)	(173,654.58)	(6,564,696.06)	-	-	0.00	
T3762	3762	ON	6,640,158.87	(6,499,610.32)	(140,548.55)	(6,640,158.87)	-	-	-	
T3763	3763	MB	9,682,345.45	(9,637,500.97)	(44,844.48)	(9,682,345.45)	-	-	-	
T3764	3764	ON	2,451,847.86	(1,974,519.73)	(477,328.14)	(2,451,847.86)	-	-	-	
T3765	3765	QC	2,283,553.75	(1,693,815.10)	(589,738.65)	(2,283,553.75)	-	-	-	
T3766	3766	SK	5,997,115.98	(4,024,239.69)	(1,972,876.30)	(5,997,115.98)	-	-	(0.00)	
T3767	3767	ON	6,735,475.32	(6,118,589.78)	(616,885.54)	(6,735,475.32)	-	-	-	
T3769	3769	QC	5,145,561.34	(4,933,634.50)	(211,926.84)	(5,145,561.34)	-	-	-	
T3770	3770	AB	10,473,933.59	(9,697,442.43)	(776,491.16)	(10,473,933.59)	-	-	-	
T3772	3772	AB	9,754,060.63	-	-	-	-	-	9,754,060.63	
T3773	3773	ON	7,417,707.62	(7,252,606.72)	(165,100.90)	(7,417,707.62)	-	-	-	
T7000	7000	QC	6,175,559.32	(2,742,890.26)	(3,432,669.06)	(6,175,559.32)	-	-	0.00	
T7001	7001	ON	9,913,473.43	-	-	-	-	-	9,913,473.43	
T7002	7002	ON	385,488.37	-	(385,488.37)	(385,488.37)	-	-	-	
T7003	7003	ON	35,187.98	-	-	-	-	-	35,187.98	
T7004	7004	ON	160,180.35	-	-	-	-	-	160,180.35	
T7005	7005	QC	9,655.00	-	-	-	-	-	9,655.00	
T7006	7006	QC	175,004.76	-	-	-	-	-	175,004.76	
T7007	7007	BC	822.50	-	-	-	-	-	822.50	
T7008	7008	ON	46,215.01	-	-	-	-	-	46,215.01	
T7009	7009	BC	4,970.00	-	-	-	-	-	4,970.00	
T7010	7010									
T7011	7011									
T3768	3768									
<b>TOTALS</b>			<b>765,856,229.68</b>	<b>(634,656,060.13)</b>	<b>(111,420,040.19)</b>	<b>(746,076,100.32)</b>	<b>-</b>	<b>-</b>	<b>-</b>	<b>19,780,129.36</b>
					<b>d, GL1</b>					
										<b>9,913,473.43</b>
										<b>50,956,867.97</b>
										<b>19,620,998.94</b>





FY 2013 RP Payment Rollforward - All Prop LP payment activity

Property Accounting - Construction A  
Accounting for Target Canada Co Sal  
FY 2013

Project Spend as of 07/06/2013, Cash Payments in July										
Canada Co & Property Co			Cash Payment Summary			Property Co			** Cash Due from/(to) Property Co**	
Location	Province	LTD Total RP Spend - June	Prior Month LTD Cash Paid	Cash Paid in Current Month	LTD Cash Paid	Prior Month LTD Contractor Pmts	Contractor Pmts in Current Month	LTD Contractor Payments		
T3747	3747	MB	5,614,011.31	-	-	-	-	-	5,614,011.31	
T3749	3749	ON	8,365,458.58	(7,628,910.23)	-	(7,628,910.23)	-	-	736,548.35	
T3751	3751	ON	6,914,725.04	(6,905,675.21)	-	(6,905,675.21)	-	-	9,049.83	
T3753	3753	ON	6,594,427.88	-	-	-	-	-	6,594,427.88	
T3754	3754	AB	8,023,561.99	(6,815,545.00)	-	(6,815,545.00)	(959,899.71)	(959,899.71)	1,208,016.98	
T3755	3755	QC	6,171,901.59	(3,971,120.24)	-	(3,971,120.24)	(1,196,391.60)	(1,196,391.60)	2,200,781.35	
T3757	3757	ON	5,441,466.21	-	-	-	(1,177,406.63)	(1,177,406.63)	5,441,466.21	
T3759	3759	ON	7,157,889.05	(7,071,893.94)	-	(7,071,893.94)	-	-	85,995.11	
T3760	3760	BC	10,746,923.63	(10,689,409.67)	-	(10,689,409.67)	-	-	57,513.96	
T3761	3761	ON	6,667,215.92	(6,564,696.06)	-	(6,564,696.06)	(191,975.56)	(191,975.56)	102,519.86	
T3762	3762	ON	6,702,163.25	(6,640,158.87)	-	(6,640,158.87)	-	-	62,004.38	
T3763	3763	MB	9,982,006.57	(9,682,345.45)	-	(9,682,345.45)	-	-	299,661.12	
T3764	3764	ON	5,070,923.63	(2,451,847.86)	-	(2,451,847.86)	-	-	2,619,075.77	
T3765	3765	QC	3,722,362.33	(2,283,553.75)	-	(2,283,553.75)	-	-	1,438,808.58	
T3766	3766	SK	7,609,824.34	(5,997,115.98)	-	(5,997,115.98)	(437,933.04)	(437,933.04)	1,612,708.36	
T3767	3767	ON	6,775,198.52	(6,735,475.32)	-	(6,735,475.32)	-	-	39,723.20	
T3769	3769	QC	6,316,233.56	(5,145,561.34)	-	(5,145,561.34)	(1,436,991.03)	(1,436,991.03)	1,170,672.22	
T3770	3770	AB	10,506,907.62	(10,473,933.59)	-	(10,473,933.59)	-	-	32,974.03	
T3772	3772	AB	10,714,107.10	-	-	-	(1,836,514.90)	(1,836,514.90)	10,714,107.10	
T3773	3773	ON	7,442,713.56	(7,417,707.62)	-	(7,417,707.62)	-	-	25,005.94	
T7000	7000	QC	6,933,765.20	(6,175,559.32)	-	(6,175,559.32)	(1,038,775.95)	(1,038,775.95)	758,205.88	
T7001	7001	ON	10,108,068.47	-	-	-	(918,663.96)	(918,663.96)	10,108,068.47	
T7002	7002	ON	490,234.81	(385,488.37)	-	(385,488.37)	-	-	104,746.44	
T7003	7003	ON	198,530.10	-	-	-	-	-	198,530.10	
T7004	7004	ON	196,097.75	-	-	-	-	-	196,097.75	
T7005	7005	QC	9,655.00	-	-	-	-	-	9,655.00	
T7006	7006	QC	176,236.63	-	-	-	-	-	176,236.63	
T7007	7007	BC	2,572.50	-	-	-	-	-	2,572.50	
T7008	7008	ON	46,215.01	-	-	-	-	-	46,215.01	
T7009	7009	BC	4,970.00	-	-	-	-	-	4,970.00	
T7010	7010	-	-	-	-	-	-	-	-	
T7011	7011	-	-	-	-	-	-	-	-	
T3768	3768	-	-	-	-	-	-	-	-	
<b>TOTALS</b>			<b>914,826,391.76</b>	<b>(746,076,100.32)</b>	<b>-</b>	<b>(746,076,100.32)</b>	<b>(45,040,339.46)</b>	<b>(45,040,339.46)</b>	<b>168,750,291.44</b>	
							<b>f, GL1</b>			
									<b>142,157,176.76</b>	
									<b>9,831,581.29</b>	
									<b>16,761,533.40</b>	



FY 2013 RP Payment Rollforward - All Prop LP payment activity

Property Accounting - Construction A  
Accounting for Target Canada Co Sal  
FY 2013

Location		Province	Project Spend as of 08/03/2013, Cash Payments in August							
			Canada Co & Property Co				Property Co			**Cash Due from/(to) Property Co**
			LTD Total RP Spend - July	Cash Payment Summary		LTD Cash Paid	Prior Month LTD Contractor Pmts	Contract Payment Summary		
Cash Paid	Cash Paid in Current Month	Contractor Pmts in Current Month		LTD Contractor Payments						
T3747	3747	MB	6,560,978.38	-	(6,560,978.38)	(6,560,978.38)	-	(826,249.35)	(826,249.35)	(0.00)
T3749	3749	ON	8,383,892.63	(7,628,910.23)	(754,982.40)	(8,383,892.63)	-	-	-	-
T3751	3751	ON	6,953,740.53	(6,905,675.21)	(48,065.32)	(6,953,740.53)	-	-	-	-
T3753	3753	ON	6,608,186.61	-	(6,608,186.61)	(6,608,186.61)	-	-	-	(0.00)
T3754	3754	AB	9,205,885.73	(6,815,545.00)	(1,430,441.02)	(8,245,986.02)	(959,899.71)	-	(959,899.71)	(0.00)
T3755	3755	QC	7,588,802.59	(3,971,120.24)	-	(3,971,120.24)	(1,196,391.60)	(902,513.89)	(2,098,905.49)	2,421,290.75
T3757	3757	ON	6,857,482.80	-	-	-	(1,177,406.63)	(1,773,537.82)	(2,950,944.45)	5,680,076.17
T3759	3759	ON	7,165,018.65	(7,071,893.94)	-	(7,071,893.94)	-	-	-	93,124.71
T3760	3760	BC	11,298,668.21	(10,689,409.67)	-	(10,689,409.67)	-	-	-	609,258.53
T3761	3761	ON	6,879,308.84	(6,564,696.06)	-	(6,564,696.06)	(191,975.56)	(74,444.06)	(266,419.62)	122,637.22
T3762	3762	ON	6,711,745.73	(6,640,158.87)	-	(6,640,158.87)	-	-	-	71,586.86
T3763	3763	MB	10,353,464.90	(9,682,345.45)	-	(9,682,345.45)	-	(676,072.11)	(676,072.11)	671,119.45
T3764	3764	ON	5,504,214.87	(2,451,847.86)	-	(2,451,847.86)	-	(1,395,128.06)	(1,395,128.06)	3,052,367.01
T3765	3765	QC	4,890,922.70	(2,283,553.75)	-	(2,283,553.75)	-	(1,050,829.40)	(1,050,829.40)	2,607,368.95
T3766	3766	SK	8,122,977.50	(5,997,115.98)	-	(5,997,115.98)	(437,933.04)	(659,509.43)	(1,097,442.47)	1,687,928.48
T3767	3767	ON	6,787,695.12	(6,735,475.32)	-	(6,735,475.32)	-	-	-	52,217.80
T3769	3769	QC	8,032,360.25	(5,145,561.34)	-	(5,145,561.34)	(1,436,991.03)	-	(1,436,991.03)	1,449,807.88
T3770	3770	AB	10,936,894.31	(10,473,933.59)	-	(10,473,933.59)	(1,836,514.90)	(309,943.04)	(1,836,514.90)	462,960.72
T3772	3772	AB	13,387,585.18	-	-	-	(1,836,514.90)	-	(1,836,514.90)	11,551,070.28
T3773	3773	ON	7,553,803.37	(7,417,707.62)	-	(7,417,707.62)	-	-	-	136,095.75
T7000	7000	QC	9,578,170.28	(6,175,559.32)	-	(6,175,559.32)	(1,038,775.95)	(1,400,875.35)	(2,439,651.30)	2,363,835.01
T7001	7001	ON	11,083,229.74	-	-	-	(918,663.96)	(320,416.57)	(1,239,080.53)	10,164,565.78
T7002	7002	ON	512,500.80	(385,488.37)	-	(385,488.37)	-	-	-	127,012.43
T7003	7003	ON	199,716.60	-	-	-	-	-	-	199,716.60
T7004	7004	ON	6,292,373.52	-	-	-	-	-	-	6,292,373.52
T7005	7005	QC	9,655.00	-	-	-	-	-	-	9,655.00
T7006	7006	QC	236,476.20	-	-	-	-	-	-	236,476.20
T7007	7007	BC	2,572.50	-	-	-	-	-	-	2,572.50
T7008	7008	ON	46,215.01	-	-	-	-	-	-	46,215.01
T7009	7009	BC	4,970.00	-	-	-	-	-	-	4,970.00
T7010	7010		7,646.40	-	-	-	-	-	-	7,646.40
T7011	7011									
T3768	3768									
<b>TOTALS</b>			<b>1,022,363,188.73</b>	<b>(746,076,100.32)</b>	<b>(115,427,771.06)</b>	<b>(861,503,871.38)</b>	<b>(45,040,339.46)</b>	<b>(82,863,034.80)</b>	<b>(127,903,374.26)</b>	<b>115,818,977.89</b>
					<b>e, GL1</b>			<b>g, GL1</b>		
										<b>76,870,085.45</b>
										<b>16,104,227.49</b>
										<b>22,837,018.55</b>



FY 2013 RP Payment Rollforward - All Prop LP payment activity

Property Accounting - Construction A  
Accounting for Target Canada Co Sal  
FY 2013

Project Spend as of 08/31/2013, Cash Payments in September										
Canada Co & Property Co			Cash Payment Summary				Property Co			**Cash Due from/to Property Co**
Location		Province	LTD Total RP Spend - Aug	Prior Month LTD Cash Paid	Cash Paid in Current Month	LTD Cash Paid	Prior Month LTD Contractor Pmts	Contractor Pmts in Current Month	LTD Contractor Payments	
T3747	3747	MB	6,873,192.54	(6,560,978.38)	514,035.19	(6,046,943.19)	(826,249.35)	-	(1,729,397.49)	-
T3749	3749	ON	8,409,409.79	(8,383,892.63)	(25,517.16)	(8,409,409.79)	-	-	-	-
T3751	3751	ON	6,983,023.13	(6,953,740.53)	(29,282.61)	(6,983,023.13)	-	(127,881.04)	(127,881.04)	-
T3753	3753	ON	6,616,455.50	(6,608,186.61)	(8,268.88)	(6,616,455.50)	-	-	-	-
T3754	3754	AB	9,302,623.16	(8,245,986.02)	(96,737.42)	(8,342,723.45)	(959,899.71)	(541,644.84)	(1,501,544.55)	-
T3755	3755	QC	8,707,163.24	(3,971,120.24)	(2,637,137.51)	(6,608,257.75)	(2,098,905.49)	(675,999.76)	(2,774,905.25)	-
T3757	3757	ON	8,764,372.40	-	(5,813,427.95)	(5,813,427.95)	(2,950,944.45)	(826,334.72)	(3,777,279.17)	(0.00)
T3759	3759	ON	7,193,907.66	(7,071,893.94)	(122,013.72)	(7,193,907.66)	-	-	-	-
T3760	3760	BC	11,349,065.35	(10,689,409.67)	(659,655.68)	(11,349,065.35)	-	(133,614.87)	(133,614.87)	-
T3761	3761	ON	6,958,252.12	(6,564,696.06)	(127,136.44)	(6,691,832.50)	(266,419.62)	-	(266,419.62)	-
T3762	3762	ON	6,717,417.66	(6,640,158.87)	(77,258.78)	(6,717,417.66)	-	-	-	-
T3763	3763	MB	11,048,486.82	(9,682,345.45)	(690,069.26)	(10,372,414.71)	(676,072.11)	(16,892.64)	(692,964.75)	-
T3764	3764	ON	6,969,709.57	(2,451,847.86)	(3,122,733.65)	(5,574,581.51)	(1,395,128.06)	(1,558,568.40)	(2,953,696.46)	0.00
T3765	3765	QC	5,858,608.67	(2,283,553.75)	(2,524,225.53)	(4,807,779.27)	(1,050,829.40)	(382,996.00)	(1,433,825.40)	0.00
T3766	3766	SK	8,800,391.70	(5,997,115.98)	(1,705,833.25)	(7,702,949.23)	(1,097,442.47)	(556,290.55)	(1,653,733.02)	-
T3767	3767	ON	6,804,738.52	(6,735,475.32)	(69,263.20)	(6,804,738.52)	-	-	-	-
T3769	3769	QC	8,075,909.41	(5,145,561.34)	(1,493,357.04)	(6,638,918.38)	-	-	-	-
T3770	3770	AB	11,261,432.22	(10,473,933.59)	(477,555.59)	(10,951,489.18)	(1,436,991.03)	(1,241,521.72)	(2,678,512.75)	0.00
T3772	3772	AB	13,396,779.35	-	(11,560,264.45)	(11,560,264.45)	(1,836,514.90)	(47,627.79)	(1,836,514.90)	0.00
T3773	3773	ON	7,569,445.21	(7,417,707.62)	(151,737.59)	(7,569,445.21)	-	(629,821.70)	(629,821.70)	-
T7000	7000	QC	11,357,552.78	(6,175,559.32)	(2,742,342.15)	(8,917,901.48)	(2,439,651.30)	(1,312,756.59)	(3,752,407.89)	(0.00)
T7001	7001	ON	11,468,899.24	-	(10,229,818.71)	(10,229,818.71)	(1,239,080.53)	(320,047.05)	(1,559,127.58)	(0.00)
T7002	7002	ON	1,536,717.27	(385,488.37)	(1,151,228.90)	(1,536,717.27)	-	(769,430.54)	(769,430.54)	0.00
T7003	7003	ON	201,908.04	-	-	-	-	-	-	201,908.04
T7004	7004	ON	6,294,513.72	-	-	-	-	-	-	6,294,513.72
T7005	7005	QC	9,655.00	-	-	-	-	-	-	9,655.00
T7006	7006	QC	8,633,668.14	-	-	-	-	-	-	8,633,668.14
T7007	7007	BC	2,572.50	-	-	-	-	-	-	2,572.50
T7008	7008	ON	72,781.89	-	-	-	-	-	-	72,781.89
T7009	7009	BC	4,970.00	-	-	-	-	-	-	4,970.00
T7010	7010		7,646.40	-	-	-	-	-	-	7,646.40
T7011	7011		-	-	-	-	-	-	-	-
T3768	3768		-	-	-	-	-	-	-	-
<b>TOTALS</b>			<b>1,126,023,232.50</b>	<b>(861,503,871.38)</b>	<b>(82,722,344.46)</b>	<b>(944,226,215.84)</b>	<b>(127,903,374.26)</b>	<b>(65,826,204.71)</b>	<b>(193,729,578.97)</b>	<b>53,893,642.40</b>
					<b>h, GL1</b>			<b>i, GL1</b>		
										29,879,189.64
										24,667,746.42
										29,112,818.22



FY 2013 RP Payment Rollforward - All Prop LP payment activity

Property Accounting - Construction A  
Accounting for Target Canada Co Sal  
FY 2013

		Project Spend as of 10/05/2013, Cash Payments in October										
		Canada Co & Property Co				Property Co						**Cash Due from/to Property Co**
		Cash Payment Summary				Contract Payment Summary			LTD Contractor Payments			
Location	Province	LTD Total RP Spend - Sept	Prior Month LTD Cash Paid	Cash Paid in Current Month	LTD Cash Paid	Prior Month LTD Contractor Pmts	Contractor Pmts in Current Month					
T3747	3747	MB	8,231,929.02	(6,046,943.19)	-	(6,046,943.19)	(1,729,397.49)	(375,885.04)	(2,105,282.53)	455,588.34		
T3749	3749	ON	8,419,669.51	(8,409,409.79)	-	(8,409,409.79)	-	(24,100.23)	(24,100.23)	10,259.72		
T3751	3751	ON	7,141,654.85	(6,983,023.13)	-	(6,983,023.13)	(127,881.04)	-	(127,881.04)	30,750.68		
T3753	3753	ON	6,626,331.37	(6,616,455.50)	-	(6,616,455.50)	-	(95,957.82)	(95,957.82)	9,875.88		
T3754	3754	AB	9,880,431.30	(8,342,723.45)	-	(8,342,723.45)	(1,501,544.55)	-	(1,501,544.55)	36,163.30		
T3755	3755	QC	9,409,894.12	(6,608,257.75)	-	(6,608,257.75)	(2,774,905.25)	(254,469.08)	(3,029,374.33)	26,731.12		
T3757	3757	ON	9,995,780.69	(5,813,427.95)	-	(5,813,427.95)	(3,777,279.17)	(321,611.60)	(4,098,890.77)	405,073.57		
T3759	3759	ON	7,194,574.12	(7,193,907.66)	-	(7,193,907.66)	-	-	-	666.46		
T3760	3760	BC	11,497,235.98	(11,349,065.35)	-	(11,349,065.35)	(133,614.87)	-	(133,614.87)	14,555.76		
T3761	3761	ON	6,969,028.17	(6,691,832.50)	-	(6,691,832.50)	(266,419.62)	-	(266,419.62)	10,776.05		
T3762	3762	ON	6,735,170.39	(6,717,417.66)	-	(6,717,417.66)	-	(194,699.04)	(194,699.04)	17,752.73		
T3763	3763	MB	11,115,869.64	(10,372,414.71)	-	(10,372,414.71)	(692,964.75)	(10,671.39)	(703,636.14)	50,490.18		
T3764	3764	ON	8,576,090.42	(5,574,581.51)	-	(5,574,581.51)	(2,953,696.46)	(305,523.46)	(3,259,219.92)	47,812.44		
T3765	3765	QC	6,318,909.35	(4,807,779.27)	-	(4,807,779.27)	(1,433,825.40)	(256,114.89)	(1,689,940.29)	77,304.68		
T3766	3766	SK	9,411,792.03	(7,702,949.23)	-	(7,702,949.23)	(1,653,733.02)	-	(2,423,649.94)	55,109.77		
T3767	3767	ON	6,839,272.67	(6,804,738.52)	-	(6,804,738.52)	-	-	-	34,534.15		
T3769	3769	QC	9,228,549.70	(6,638,918.38)	-	(6,638,918.38)	(2,678,512.75)	(465,306.29)	(3,143,819.04)	(88,881.43)		
T3770	3770	AB	11,371,977.15	(10,951,489.18)	-	(10,951,489.18)	(357,570.83)	-	(357,570.83)	62,917.14		
T3772	3772	AB	13,800,578.26	(11,560,264.45)	-	(11,560,264.45)	(1,836,514.90)	-	(1,836,514.90)	403,798.92		
T3773	3773	ON	8,218,794.60	(7,569,445.21)	-	(7,569,445.21)	(629,821.70)	-	(629,821.70)	19,527.69		
T7000	7000	QC	12,813,549.55	(8,917,901.48)	-	(8,917,901.48)	(3,752,407.89)	(1,138,340.94)	(4,890,748.83)	143,240.18		
T7001	7001	ON	11,813,256.16	(10,229,818.71)	-	(10,229,818.71)	(1,559,127.58)	(572,741.23)	(2,131,868.81)	24,309.87		
T7002	7002	ON	20,514,167.18	(1,536,717.27)	-	(1,536,717.27)	(769,430.54)	-	(769,430.54)	18,208,019.37		
T7003	7003	ON	203,066.47	-	-	-	-	-	-	203,066.47		
T7004	7004	ON	6,463,587.73	-	-	-	-	-	-	6,463,587.73		
T7005	7005	QC	9,655.00	-	-	-	-	-	-	9,655.00		
T7006	7006	QC	8,796,526.11	-	-	-	-	-	-	8,796,526.11		
T7007	7007	BC	2,572.50	-	-	-	-	-	-	2,572.50		
T7008	7008	ON	72,781.89	-	-	-	-	-	-	72,781.89		
T7009	7009	BC	4,970.00	-	-	-	-	-	-	4,970.00		
T7010	7010			-	-	-	-	-	-			
T7011	7011			-	-	-	-	-	-			
T3768	3768		7,646.40	-	-	-	-	-	-	7,646.40		
TOTALS			1,231,623,919.21	(944,226,215.84)	(15,241,639.43)	(959,467,855.27)	(193,729,578.97)	(46,586,345.78)	(240,315,924.75)	78,426,484.97		
					j, GL1			k				
										55,328,634.25		
										771,802.41		
										22,326,048.31		
							sum of k's =	(84,361,645.85) GL1				





FY 2013 RP Payment Rollforward - All Prop LP payment activity

Property Accounting - Construction A  
Accounting for Target Canada Co Sal  
FY 2013

Project Spend as of 11/02/2013, Cash Payments in November											
Canada Co & Property Co			Cash Payment Summary				Property Co			**Cash Due from/(to) Property Co**	
Location		Province	LTD Total RP Spend - Oct	Prior Month LTD Cash Paid	Cash Paid in Current Month	LTD Cash Paid	Prior Month LTD Contractor Pmts	Contractor Pmts in Current Month	LTD Contractor Payments		
T3747	3747	MB	8,591,387.11	(6,046,943.19)	-	(6,046,943.19)	(2,105,282.53)	(79,312.04)	(2,184,594.57)	439,161.40	3747
T3749	3749	ON	8,436,480.76	(8,409,409.79)	-	(8,409,409.79)	(24,100.23)	-	(24,100.23)	2,970.74	3749
T3751	3751	ON	7,139,248.10	(6,983,023.13)	-	(6,983,023.13)	(127,881.04)	-	(127,881.04)	28,343.92	3751
T3753	3753	ON	6,734,051.93	(6,616,455.50)	-	(6,616,455.50)	(95,957.82)	-	(95,957.82)	21,638.61	3753
T3754	3754	AB	9,901,997.43	(8,342,723.45)	-	(8,342,723.45)	(1,501,544.55)	(188,822.46)	(1,690,367.01)	57,729.44	3754
T3755	3755	QC	9,671,429.01	(6,608,257.75)	-	(6,608,257.75)	(3,029,374.33)	(408,543.05)	(3,437,917.38)	33,796.93	3755
T3757	3757	ON	10,306,055.88	(5,813,427.95)	-	(5,813,427.95)	(4,098,890.77)	-	(4,098,890.77)	393,737.16	3757
T3759	3759	ON	7,192,299.13	(7,193,907.66)	-	(7,193,907.66)	-	-	-	(1,608.53)	3759
T3760	3760	BC	11,510,106.49	(11,349,065.35)	-	(11,349,065.35)	(133,614.87)	-	(133,614.87)	27,426.27	3760
T3761	3761	ON	6,966,830.24	(6,691,832.50)	-	(6,691,832.50)	(266,419.62)	(107,664.43)	(374,084.05)	8,578.12	3761
T3762	3762	ON	6,949,225.99	(6,717,417.66)	-	(6,717,417.66)	(194,699.04)	-	(194,699.04)	37,109.29	3762
T3763	3763	MB	11,125,769.04	(10,372,414.71)	-	(10,372,414.71)	(703,636.14)	(118,653.08)	(822,289.22)	49,718.19	3763
T3764	3764	ON	8,882,306.84	(5,574,581.51)	-	(5,574,581.51)	(3,259,219.92)	-	(3,259,219.92)	48,505.40	3764
T3765	3765	QC	6,589,045.42	(4,807,779.27)	-	(4,807,779.27)	(1,689,940.29)	-	(1,689,940.29)	91,325.85	3765
T3766	3766	SK	10,103,920.55	(7,702,949.23)	-	(7,702,949.23)	(2,423,649.94)	-	(2,423,649.94)	(22,678.62)	3766
T3767	3767	ON	6,837,315.74	(6,804,738.52)	-	(6,804,738.52)	-	-	-	32,577.22	3767
T3769	3769	QC	9,581,097.41	(6,638,918.38)	-	(6,638,918.38)	-	-	-	(201,640.01)	3769
T3770	3770	AB	11,369,892.24	(10,951,489.18)	-	(10,951,489.18)	(357,570.83)	(785,326.25)	(3,929,145.29)	60,832.22	3770
T3772	3772	AB	14,183,099.91	(11,560,264.45)	-	(11,560,264.45)	(1,836,514.90)	-	(1,836,514.90)	786,320.56	3772
T3773	3773	ON	8,216,726.42	(7,569,445.21)	-	(7,569,445.21)	(629,821.70)	-	(629,821.70)	17,459.51	3773
T7000	7000	QC	13,786,223.09	(8,917,901.48)	-	(8,917,901.48)	(4,890,748.83)	-	(4,890,748.83)	(22,427.22)	7000
T7001	7001	ON	12,393,873.34	(10,229,818.71)	-	(10,229,818.71)	(2,131,868.81)	(20,278.65)	(2,152,147.46)	32,185.82	7001
T7002	7002	ON	20,514,167.18	(1,536,717.27)	-	(1,536,717.27)	(769,430.54)	(1,425,869.89)	(2,195,300.43)	18,208,019.37	7002
T7003	7003	ON	203,066.47	-	-	-	-	-	-	203,066.47	7003
T7004	7004	ON	6,463,587.73	-	-	-	-	(653,149.95)	(653,149.95)	6,463,587.73	7004
T7005	7005	QC	9,655.00	-	-	-	-	-	-	9,655.00	7005
T7006	7006	QC	8,796,526.11	-	-	-	-	-	-	8,796,526.11	7006
T7007	7007	BC	2,572.50	-	-	-	-	-	-	2,572.50	7007
T7008	7008	ON	72,781.89	-	-	-	-	-	-	72,781.89	7008
T7009	7009	BC	4,970.00	-	-	-	-	-	-	4,970.00	7009
T7010	7010		7,846.40	-	-	-	-	-	-	7,846.40	7010
T7011	7011			-	-	-	-	-	-		7011
T3768	3768			-	-	-	-	-	-		3768
<b>TOTALS</b>			<b>1,278,939,601.87</b>	<b>(959,467,855.27)</b>	<b>-</b>	<b>(959,467,855.27)</b>	<b>(240,315,924.75)</b>	<b>(37,775,300.07)</b>	<b>(278,091,224.82)</b>	<b>79,155,821.85</b>	
k											
										<b>46,746,681.81</b>	
										<b>771,802.41</b>	
										<b>31,637,337.64</b>	



FY 2013 RP Payment Rollforward - All Prop LP payment activity

Property Accounting - Construction A  
Accounting for Target Canada Co Sal  
FY 2013

Project Spend as of 11/30/2013, Cash Payments in December										
Canada Co & Property Co			Cash Payment Summary				Property Co			**Cash Due from/(to) Property Co**
Location		Province	LTD Total RP Spend - Nov	Prior Month LTD Cash Paid	Cash Paid in Current Month	LTD Cash Paid	Prior Month LTD Contractor Pmts	Contractor Pmts in Current Month	LTD Contractor Payments	
T3747	3747	MB	8,749,413.56	(6,046,943.19)	(517,875.81)	(6,564,818.99)	(2,184,594.57)	(265,626.99)	(2,450,221.56)	-
T3749	3749	ON	8,451,884.61	(8,409,409.79)	(18,374.58)	(8,427,784.38)	(24,100.23)	-	(24,100.23)	0.00
T3751	3751	ON	7,167,243.13	(6,983,023.13)	(56,338.96)	(7,039,362.09)	(127,881.04)	-	(127,881.04)	-
T3753	3753	ON	6,757,330.74	(6,616,455.50)	(44,917.42)	(6,661,372.92)	(95,957.82)	-	(95,957.82)	0.00
T3754	3754	AB	10,109,913.69	(8,342,723.45)	(76,823.23)	(8,419,546.68)	(1,690,367.01)	-	(1,690,367.01)	-
T3755	3755	QC	10,278,838.94	(6,608,257.75)	(232,663.81)	(6,840,921.56)	(3,437,917.38)	(530,054.66)	(3,967,972.04)	-
T3757	3757	ON	10,411,694.25	(5,813,427.95)	(499,375.53)	(6,312,803.48)	(4,098,890.77)	-	(4,098,890.77)	-
T3759	3759	ON	7,204,865.62	(7,193,907.66)	(10,957.96)	(7,204,865.62)	-	-	-	-
T3760	3760	BC	11,532,242.38	(11,349,065.35)	(49,562.16)	(11,398,627.51)	(133,614.87)	-	(133,614.87)	(0.00)
T3761	3761	ON	7,098,212.60	(6,691,832.50)	(32,296.05)	(6,724,128.55)	(374,084.05)	-	(374,084.05)	-
T3762	3762	ON	6,960,124.27	(6,717,417.66)	(48,007.57)	(6,765,425.23)	(194,699.04)	-	(194,699.04)	-
T3763	3763	MB	11,269,491.67	(10,372,414.71)	(74,787.74)	(10,447,202.45)	(822,289.22)	-	(822,289.22)	-
T3764	3764	ON	8,946,339.23	(5,574,581.51)	(112,537.80)	(5,687,119.31)	(3,259,219.92)	(114,342.25)	(3,373,562.17)	-
T3765	3765	QC	6,645,747.72	(4,807,779.27)	(148,028.15)	(4,955,807.43)	(1,689,940.29)	(392,211.33)	(2,082,151.62)	-
T3766	3766	SK	10,131,235.08	(7,702,949.23)	(4,635.91)	(7,707,585.14)	(2,423,649.94)	-	(2,662,498.54)	-
T3767	3767	ON	6,846,108.56	(6,804,738.52)	(41,370.04)	(6,846,108.56)	-	-	-	-
T3769	3769	QC	10,366,537.24	(6,638,918.38)	201,525.43	(6,437,393.95)	(3,929,145.29)	(1,145,414.89)	(5,074,560.18)	-
T3770	3770	AB	11,382,604.71	(10,951,489.18)	(73,544.69)	(11,025,033.88)	(357,570.83)	-	(357,570.83)	-
T3772	3772	AB	14,212,991.53	(11,560,264.45)	(816,212.19)	(12,376,476.63)	(1,836,514.90)	-	(1,836,514.90)	-
T3773	3773	ON	8,230,615.89	(7,569,445.21)	(31,348.98)	(7,600,794.19)	(629,821.70)	-	(629,821.70)	-
T7000	7000	QC	12,971,036.69	(8,917,901.48)	837,613.61	(8,080,287.86)	(4,890,748.83)	(890,168.86)	(5,780,917.69)	-
T7001	7001	ON	12,457,362.12	(10,229,818.71)	(75,395.94)	(10,305,214.66)	(2,152,147.46)	-	(2,152,147.46)	-
T7002	7002	ON	21,777,267.86	(1,536,717.27)	(18,045,250.16)	(19,581,967.43)	(2,195,300.43)	-	(2,195,300.43)	-
T7003	7003	ON	457,935.72	-	-	-	-	-	-	457,935.72
T7004	7004	ON	11,160,183.11	-	(10,507,033.16)	(10,507,033.16)	(653,149.95)	(2,402,446.63)	(3,055,596.58)	-
T7005	7005	QC	9,655.00	-	-	-	-	-	-	9,655.00
T7006	7006	QC	9,702,331.29	-	(9,702,331.29)	(9,702,331.29)	-	(2,943,844.94)	(2,943,844.94)	-
T7007	7007	BC	2,572.50	-	-	-	-	-	-	2,572.50
T7008	7008	ON	104,196.02	-	-	-	-	-	-	104,196.02
T7009	7009	BC	9,679.92	-	-	-	-	-	-	9,679.92
T7010	7010		23,182.47	-	-	-	-	-	-	23,182.47
T7011	7011		438.24	-	-	-	-	-	-	438.24
T3768	3768		3,814.52	-	-	-	-	-	-	3,814.52
<b>TOTALS</b>			<b>1,346,561,677.64</b>	<b>(959,467,855.27)</b>	<b>(64,563,423.60)</b>	<b>(1,024,031,278.87)</b>	<b>(278,091,224.82)</b>	<b>(28,748,887.82)</b>	<b>(306,840,112.64)</b>	<b>44,439,173.95</b>

l, GL1

m, GL1

105,431.36 currently a  
1,231,952.82 Not Availal  
43,097,537.02 Will not se



FY 2013 RP Payment Rollforward - All Prop LP payment activity

Property Accounting - Construction A  
Accounting for Target Canada Co Sal  
FY 2013

Project Spend as of 01/04/2014, Cash Payments in January 2014										
Canada Co & Property Co			Property Co							
Location	Province	LTD Total RP Spend - Dec	Cash Payment Summary			Contract Payment Summary			**Cash Due from/(to) Property Co**	
			Prior Month LTD Cash Paid	Cash Paid in Current Month	LTD Cash Paid	Prior Month LTD Contractor Pmts	Contractor Pmts In Current Month	LTD Contractor Payments		
T3747	3747	MB	9,084,621.16	(6,564,818.99)	-	(6,564,818.99)	(2,450,221.56)	(93,574.32)	(2,543,795.88)	(23,993.71)
T3749	3749	ON	8,466,445.19	(8,427,784.38)	-	(8,427,784.38)	(24,100.23)	-	(24,100.23)	14,560.58
T3751	3751	ON	7,174,412.80	(7,039,362.09)	-	(7,039,362.09)	(127,881.04)	-	(127,881.04)	7,169.67
T3753	3753	ON	6,814,154.15	(6,661,372.92)	-	(6,661,372.92)	(95,957.82)	-	(95,957.82)	56,823.41
T3754	3754	AB	10,200,100.34	(8,419,546.68)	-	(8,419,546.68)	(1,690,367.01)	-	(1,690,367.01)	90,186.65
T3755	3755	QC	10,775,839.23	(6,840,921.56)	-	(6,840,921.56)	(3,967,972.04)	-	(3,967,972.04)	(33,054.37)
T3757	3757	ON	10,453,151.74	(6,312,803.48)	-	(6,312,803.48)	(4,098,890.77)	-	(4,098,890.77)	41,457.49
T3759	3759	ON	7,228,348.94	(7,204,865.62)	-	(7,204,865.62)	-	-	-	23,483.32
T3760	3760	BC	11,559,054.94	(11,398,627.51)	-	(11,398,627.51)	(133,614.87)	-	(133,614.87)	26,812.56
T3761	3761	ON	7,110,189.51	(6,724,128.55)	-	(6,724,128.55)	(374,084.05)	-	(374,084.05)	11,976.91
T3762	3762	ON	6,967,947.05	(6,765,425.23)	-	(6,765,425.23)	(194,699.04)	-	(194,699.04)	7,822.78
T3763	3763	MB	11,296,086.74	(10,447,202.45)	-	(10,447,202.45)	(822,289.22)	-	(822,289.22)	26,595.07
T3764	3764	ON	9,113,253.09	(5,687,119.31)	-	(5,687,119.31)	(3,373,562.17)	(531,217.69)	(3,904,779.86)	(478,646.08)
T3765	3765	QC	7,078,736.39	(4,955,807.43)	-	(4,955,807.43)	(2,082,151.62)	-	(2,082,151.62)	40,777.34
T3766	3766	SK	10,379,108.04	(7,707,585.14)	-	(7,707,585.14)	(2,662,498.54)	-	(2,662,498.54)	9,024.35
T3767	3767	ON	6,850,489.98	(6,846,108.56)	-	(6,846,108.56)	(414,321.91)	(414,321.91)	(414,321.91)	(409,940.49)
T3769	3769	QC	11,341,460.94	(6,437,391.95)	-	(6,437,391.95)	(143,258.86)	(5,217,819.04)	(5,217,819.04)	(313,750.05)
T3770	3770	AB	11,461,053.56	(11,025,033.88)	-	(11,025,033.88)	(357,570.83)	(795,440.19)	(1,153,011.02)	(716,991.33)
T3772	3772	AB	14,225,321.59	(12,376,476.63)	-	(12,376,476.63)	(1,836,514.90)	-	(1,836,514.90)	12,330.05
T3773	3773	ON	8,232,542.69	(7,600,794.19)	-	(7,600,794.19)	(629,821.70)	-	(629,821.70)	1,926.81
T7000	7000	QC	13,749,337.75	(8,080,287.86)	-	(8,080,287.86)	(5,780,917.69)	-	(5,780,917.69)	(111,867.81)
T7001	7001	ON	12,463,324.52	(10,305,214.66)	-	(10,305,214.66)	(2,152,147.46)	-	(2,152,147.46)	5,962.40
T7002	7002	ON	21,901,832.88	(19,581,967.43)	-	(19,581,967.43)	(2,195,300.43)	(513,150.15)	(2,708,450.58)	(388,585.13)
T7003	7003	ON	319,735.61	-	-	-	-	-	-	319,735.61
T7004	7004	ON	14,026,154.62	(10,507,033.16)	-	(10,507,033.16)	(3,055,596.58)	(502,833.74)	(3,558,430.32)	(39,308.86)
T7005	7005	QC	10,449.93	-	-	-	-	-	-	10,449.93
T7006	7006	QC	12,934,252.26	(9,702,331.29)	-	(9,702,331.29)	(2,943,844.94)	-	(2,943,844.94)	288,076.03
T7007	7007	BC	2,572.50	-	-	-	-	-	-	2,572.50
T7008	7008	ON	105,544.38	-	-	-	-	-	-	105,544.38
T7009	7009	BC	9,679.92	-	-	-	-	-	-	9,679.92
T7010	7010		78,485.47	-	-	-	-	-	-	78,485.47
T7011	7011		32,785.07	-	-	-	-	-	-	32,785.07
T3768	3768		5,917.79	-	-	-	-	-	-	5,917.79
<b>TOTALS</b>			<b>1,382,255,745.61</b>	<b>(1,024,031,278.87)</b>	<b>(2,914,559.09)</b>	<b>(1,026,945,837.96)</b>	<b>(306,840,112.64)</b>	<b>(16,936,378.15)</b>	<b>(323,776,490.79)</b>	<b>31,533,416.86</b>
			<b>1,331,550,232.70</b>	<b>y - sum of green above</b>	<b>n, GL1</b>	<b>z</b>	<b>o, GL1</b>	<b>z</b>		<b>(13,863,834.35) x</b>
			<b>49,414,085.60</b>							<b>1,291,427.31</b>

<b>Reconciliation of RP spend to Cash Payments:</b>			
PropLP Cash Payments Per Rollforward	1,331,550,232.70	RF22, y	
Total PropLP Real Prop Spend per RF	1,350,722,328.75	RF22, sum of z's	
<b>Difference</b>	<b>(19,172,096.05)</b>		
<b>Reconciling Items:</b>			
Payments for 7012 (not Prop loc)	5,308,261.70	site 7012 pmts RF21, Note 1	
PropLP Net Overpayments	13,863,834.35	RF22, x, Note 1	
<b>Difference</b>	<b>(0.00)</b>		
<b>Reconciliation of RP spend to GL Detail:</b>			
Total PropLP payments per RF	1,350,722,328.75	RF22, sum of z's	
Total FA lines per GL detail	1,350,722,328.75	GL1	
<b>Difference</b>	<b>(0.00)</b>		
<b>Reconciliation of RP spend to Fixed Asset subledger detail:</b>			
Total PropLP payments per RF	1,331,550,232.70	RF22, y	
Total per FA module detail	1,254,295,127.17	F5	
AUC per N1	62,667,200.00	N1	
<b>Difference</b>	<b>14,587,905.53</b>		
<b>Reconciling Items:</b>			
Land Payments - in RF not FA	14,475,023.32	L1, Note 1	
<b>Net Difference</b>	<b>112,882.21</b>	imm	
<b>Reconciliation of RP spend to Loan Facility Agreement:</b>			
Total PropLP payments per RF	1,331,550,232.70	RF22, sum of z's	
Total Real property per agreement	1,331,556,149.50	N1	
<b>Difference</b>	<b>(5,916.80)</b>	imm	

PropLP Location	currently available for CIP Purchase (net)
Not currently Prop Loc	Not Available at this time
Never Prop Loc	Will not seek LL consent

**Note 1:** PropLP overpaid CanCo and contractors through 1/9/14 for Land , Non-Prop sites, and misc payments. CanCo retained all legal title to land in the lease/sublease relationship so PropLP should not have paid for land.

The total of these overpayments will be submitted as a claim between CanCo and PropLP:

Land	14,475,023
Overpayments	13,863,834
Non-Prop Sites	5,308,262
<b>Total Prop LP Receivable from CanCo</b>	<b>33,647,119</b>



FY 2014 RP Payment Rollforward - All Prop LLC payment activity

Included as a memo only in note for subsequent payment tieout purposes

T3717	14,521,302.31	(6,122,110.47)	-	(6,122,110.47)	(8,158,828.95)	(1,397,518.29)	(9,556,347.24)	240,362.89
T3718	9,773,591.21	(6,401,479.86)	-	(6,401,479.86)	(3,335,694.22)	(481,748.77)	(3,817,442.99)	36,417.13
T3719	9,058,142.74	(7,619,612.72)	-	(7,619,612.72)	(1,420,250.19)	(641,361.31)	(2,061,611.50)	18,279.83
T3725	14,056,483.33	(9,727,918.46)	-	(9,727,918.46)	(4,445,867.92)	-	(4,445,867.92)	(117,303.05)
T3728	8,271,078.51	(9,534,481.32)	-	(9,534,481.32)	(2,057,256.07)	-	(2,057,256.07)	(3,320,658.88)
T3729	12,166,118.95	(12,123,816.95)	-	(12,123,816.95)	-	-	-	42,302.00
T3730	17,926,372.53	(7,601,983.54)	-	(7,601,983.54)	(10,216,332.41)	-	(10,216,332.41)	108,056.58
T3731	6,981,364.44	(5,735,817.48)	-	(5,735,817.48)	(1,213,409.77)	-	(1,213,409.77)	32,137.19
T3732	11,955,047.19	(9,204,608.30)	-	(9,204,608.30)	(3,727,788.07)	-	(3,727,788.07)	(977,349.18)
T3737	10,318,811.41	(8,083,477.36)	-	(8,083,477.36)	(2,251,595.79)	-	(2,251,595.79)	(16,261.74)
T3738	10,134,902.99	(9,583,194.01)	-	(9,583,194.01)	(400,763.60)	-	(400,763.60)	150,945.38
T3739	9,211,449.32	(6,238,405.59)	-	(6,238,405.59)	(2,941,339.14)	-	(2,941,339.14)	31,704.59
T3742	12,040,872.86	(11,421,742.98)	-	(11,421,742.98)	(513,046.66)	-	(513,046.66)	106,083.22
T3743	7,981,843.27	(4,214,425.66)	-	(4,214,425.66)	(3,735,789.48)	-	(3,735,789.48)	31,628.13
T3744	9,624,892.64	-	-	-	-	-	-	9,624,892.64
T3746	9,273,390.28	(5,370,888.42)	-	(5,370,888.42)	(3,849,493.96)	-	(3,849,493.96)	53,007.90
T3747	9,207,921.27	(6,564,818.99)	-	(6,564,818.99)	(2,543,795.88)	(4,864.93)	(2,548,660.81)	99,306.39
T3749	8,467,870.19	(8,427,784.38)	-	(8,427,784.38)	(24,100.23)	-	(24,100.23)	15,985.58
T3751	7,195,527.67	(7,039,362.09)	-	(7,039,362.09)	(127,881.04)	-	(127,881.04)	28,284.54
T3753	6,818,434.69	(6,661,372.92)	-	(6,661,372.92)	(95,957.82)	-	(95,957.82)	61,103.96
T3754	10,200,347.69	(8,419,546.68)	-	(8,419,546.68)	(1,690,367.01)	(266,195.25)	(1,956,562.26)	90,434.00
T3755	10,804,983.52	(6,840,921.56)	-	(6,840,921.56)	(3,967,972.04)	-	(3,967,972.04)	(3,910.07)
T3757	10,463,889.00	(6,312,803.48)	-	(6,312,803.48)	(4,098,890.77)	(281,921.73)	(4,380,812.50)	52,194.75
T3759	7,231,746.25	(7,204,865.62)	-	(7,204,865.62)	-	-	-	26,880.63
T3760	11,560,944.04	(11,398,627.51)	-	(11,398,627.51)	(133,614.87)	-	(133,614.87)	28,701.66
T3761	7,111,875.58	(6,724,128.55)	-	(6,724,128.55)	(374,084.05)	-	(374,084.05)	13,662.98
T3762	6,978,751.94	(6,765,425.23)	-	(6,765,425.23)	(194,699.04)	-	(194,699.04)	18,627.67
T3763	11,297,851.36	(10,447,202.45)	-	(10,447,202.45)	(822,289.22)	-	(822,289.22)	28,359.69
T3764	9,648,505.01	(5,687,119.31)	-	(5,687,119.31)	(3,904,779.86)	-	(3,904,779.86)	56,605.84
T3765	7,061,438.36	(4,955,807.43)	-	(4,955,807.43)	(2,082,151.62)	-	(2,082,151.62)	23,479.31
T3766	10,383,456.62	(7,707,585.14)	-	(7,707,585.14)	(2,662,498.54)	(818,704.68)	(3,481,203.22)	13,372.93
T3767	7,247,179.17	(6,846,108.56)	-	(6,846,108.56)	(414,321.91)	-	(414,321.91)	(13,251.31)
T3769	11,451,859.19	(6,437,391.95)	-	(6,437,391.95)	(5,217,819.04)	-	(5,217,819.04)	(203,351.80)
T3770	12,229,515.76	(11,025,033.88)	-	(11,025,033.88)	(1,153,011.02)	-	(1,153,011.02)	51,470.86
T3772	14,248,795.99	(12,376,476.63)	-	(12,376,476.63)	(1,836,514.90)	-	(1,836,514.90)	35,804.45
T3773	8,226,289.75	(7,600,794.19)	-	(7,600,794.19)	(629,821.70)	-	(629,821.70)	(4,326.13)
T7000	13,808,413.71	(8,080,287.86)	-	(8,080,287.86)	(5,780,917.69)	-	(5,780,917.69)	(52,791.84)
T7001	12,464,104.52	(10,305,214.66)	-	(10,305,214.66)	(2,152,147.46)	-	(2,152,147.46)	6,742.40
T7002	22,532,262.61	(19,581,967.43)	-	(19,581,967.43)	(2,708,450.58)	(940,124.41)	(3,648,574.99)	241,844.60
T7003	481,230.66	-	-	-	-	-	-	481,230.66
T7004	15,523,505.20	(10,507,033.16)	-	(10,507,033.16)	(3,558,430.32)	(1,306,826.83)	(4,865,257.15)	1,458,041.72
T7005	10,449.93	-	-	-	-	-	-	10,449.93
T7006	20,308,992.95	(9,702,331.29)	-	(9,702,331.29)	(2,943,844.94)	-	(2,943,844.94)	7,662,816.72
T7007	3,067.37	-	-	-	-	-	-	3,067.37
T7008	108,676.02	-	-	-	-	-	-	108,676.02
T7009	9,679.92	-	-	-	-	-	-	9,679.92
T7010	88,952.66	-	-	-	-	-	-	88,952.66
T7011	32,785.07	-	-	-	-	-	-	32,785.07
T3768	5,917.79	-	-	-	-	-	-	5,917.79
<b>TOTALS</b>	<b>1,413,501,442.61</b>	<b>(1,026,945,837.96)</b>	<b>-</b>	<b>(1,026,945,837.96)</b>	<b>(323,776,490.79)</b>	<b>(13,691,912.86)</b>	<b>(337,468,403.65)</b>	<b>62,779,113.86</b>
	<b>1,356,905,036.34</b>					<b>p, GL1</b>		<b>11,490,969.30</b>
	<b>32,810,006.04</b>				sum of p's in GL file	<b>13,688,586.86</b>		<b>27,501,744.34</b>
	<b>23,786,400.22</b>				difference	<b>(3,326.00)</b>	imm	<b>23,786,400.22</b>





FY 2014 RP Payment Rollforward - All Prop LLC payment activity

Included as a memo only in note for subsequent payment tieout purposes

15,907,728.11	(6,122,110.47)	(240,362.89)	(6,362,473.36)	(9,556,347.24)	-	(9,556,347.24)	(11,092.49)
10,124,289.76	(6,401,479.86)	(36,417.13)	(6,437,896.99)	(3,817,442.99)	-	(3,817,442.99)	(131,050.22)
9,635,942.36	(7,619,612.72)	(18,279.83)	(7,637,892.55)	(2,061,611.50)	-	(2,061,611.50)	(63,561.69)
14,057,491.03	(9,727,918.46)	117,303.05	(9,610,615.41)	(4,445,867.92)	-	(4,445,867.92)	1,007.70
8,277,594.21	(9,534,481.32)	3,320,658.88	(6,213,822.44)	(2,057,256.07)	-	(2,057,256.07)	6,515.70
12,182,944.30	(12,123,816.95)	(42,302.00)	(12,166,118.95)	-	-	-	16,825.35
17,988,860.23	(7,601,983.54)	(471,196.82)	(8,073,180.36)	(10,216,332.41)	(1,687,245.17)	(11,903,577.58)	(300,652.54)
6,983,870.58	(5,735,817.48)	(32,137.19)	(5,767,954.67)	(1,213,409.77)	-	(1,213,409.77)	2,506.14
11,986,070.57	(9,204,608.30)	556,876.30	(8,647,732.00)	(3,727,788.07)	(324,997.53)	(4,052,785.60)	(389,449.50)
10,329,468.25	(8,083,477.36)	(9,932.28)	(8,093,409.64)	(2,251,595.79)	-	(2,251,595.79)	(15,537.18)
10,148,962.72	(9,583,194.01)	(150,945.38)	(9,734,139.39)	(400,763.60)	-	(400,763.60)	14,059.73
9,215,207.21	(6,238,405.59)	(31,704.59)	(6,270,110.18)	(2,941,339.14)	(724,176.80)	(3,665,515.94)	3,757.89
12,047,221.81	(11,421,742.98)	(290,053.49)	(11,711,796.47)	(513,046.66)	-	(513,046.66)	(177,621.32)
7,981,843.27	(4,214,425.66)	(31,628.13)	(4,246,053.79)	(3,735,789.48)	-	(3,735,789.48)	-
9,632,692.59	-	-	-	-	-	-	9,632,692.59
9,290,277.11	(5,370,888.42)	(35,209.44)	(5,406,097.86)	(3,849,493.96)	-	(3,849,493.96)	34,685.29
9,219,295.54	(6,564,818.99)	(192,880.71)	(6,757,699.71)	(2,548,660.81)	-	(2,548,660.81)	(87,064.98)
8,467,880.71	(8,427,784.38)	(15,985.58)	(8,443,769.96)	(24,100.23)	-	(24,100.23)	10.52
7,196,634.10	(7,039,362.09)	(28,284.54)	(7,067,646.63)	(127,881.04)	-	(127,881.04)	1,106.43
6,820,546.11	(6,661,372.92)	(61,103.96)	(6,722,476.87)	(95,957.82)	-	(95,957.82)	2,111.42
10,444,885.20	(8,419,546.68)	(90,434.00)	(8,509,980.68)	(1,956,562.26)	-	(1,956,562.26)	(21,657.75)
10,805,377.46	(6,840,921.56)	3,910.07	(6,837,011.48)	(3,967,972.04)	-	(3,967,972.04)	393.94
10,778,845.79	(6,312,803.48)	(52,194.75)	(6,364,998.23)	(4,380,812.50)	-	(4,380,812.50)	33,035.06
7,240,885.80	(7,204,865.62)	(26,880.63)	(7,231,746.25)	-	-	-	9,139.55
11,580,538.81	(11,398,627.51)	(28,701.66)	(11,427,329.17)	(133,614.87)	-	(133,614.87)	19,594.77
7,136,562.58	(6,724,128.55)	(13,662.98)	(6,737,791.53)	(374,084.05)	-	(374,084.05)	24,687.00
6,978,845.26	(6,765,425.23)	(18,627.67)	(6,784,052.90)	(194,699.04)	-	(194,699.04)	93.31
11,312,379.72	(10,447,202.45)	(28,359.69)	(10,475,562.14)	(822,289.22)	-	(822,289.22)	14,528.36
9,664,066.08	(5,687,119.31)	(587,823.53)	(6,274,942.84)	(3,904,779.86)	-	(3,904,779.86)	(515,656.62)
7,075,876.32	(4,955,807.43)	(23,479.31)	(4,979,286.74)	(2,082,151.62)	-	(2,082,151.62)	14,437.96
11,144,014.98	(7,707,585.14)	(13,372.93)	(7,720,958.08)	(3,481,203.22)	(18,752.18)	(3,499,955.40)	(58,146.32)
7,254,247.86	(6,846,108.56)	(401,070.60)	(7,247,179.17)	(414,321.91)	-	(414,321.91)	(407,253.22)
11,490,990.33	(6,437,391.95)	60,092.94	(6,377,299.01)	(5,217,819.04)	-	(5,217,819.04)	(104,127.71)
12,271,089.82	(11,025,033.88)	(846,911.05)	(11,871,944.93)	(1,153,011.02)	-	(1,153,011.02)	(753,866.12)
14,251,684.23	(12,376,476.63)	(35,804.45)	(12,412,281.09)	(1,836,514.90)	(717,610.95)	(2,554,125.85)	2,888.24
8,232,662.55	(7,600,794.19)	4,326.13	(7,596,468.05)	(629,821.70)	-	(629,821.70)	6,372.79
13,309,590.36	(8,080,287.86)	52,791.84	(8,027,496.02)	(5,780,917.69)	(378,078.91)	(6,158,996.60)	(498,823.35)
12,465,740.65	(10,305,214.66)	(6,742.40)	(10,311,957.06)	(2,152,147.46)	-	(2,152,147.46)	1,636.13
23,340,728.38	(19,581,967.43)	(754,994.75)	(20,336,962.18)	(3,648,574.99)	-	(3,648,574.99)	(644,808.80)
485,320.33	-	-	-	-	-	-	485,320.33
17,372,050.98	(10,507,033.16)	(1,960,875.46)	(12,467,908.62)	(4,865,257.15)	-	(4,865,257.15)	38,885.21
10,449.93	-	-	-	-	-	-	10,449.93
20,545,685.21	(9,702,331.29)	(3,500,000.00)	(13,202,331.29)	(2,943,844.94)	(2,725,361.11)	(5,669,206.05)	4,399,508.98
3,067.37	-	-	-	-	-	-	3,067.37
108,676.02	-	-	-	-	-	-	108,676.02
9,679.92	-	-	-	-	-	-	9,679.92
152,531.60	-	-	-	-	-	-	152,531.60
37,966.68	-	-	-	-	-	-	37,966.68
10,074.44	-	-	-	-	-	-	10,074.44
<b>1,428,158,822.80</b>	<b>(1,026,945,837.96)</b>	<b>(24,258,612.94)</b>	<b>(1,051,204,450.90)</b>	<b>(337,468,403.65)</b>	<b>(17,518,469.80)</b>	<b>(354,986,873.45)</b>	<b>39,485,968.25</b>
currently available	1,370,999,257.92						(12,365,334.93)
Not Available	33,362,770.64						28,054,508.94
Will not see	23,796,794.24						23,796,794.24



FY 2014 RP Payment Rollforward - All Prop LLC payment activity

Included as a memo only in note for subsequent payment tieout purposes

15,944,753.98	(6,362,473.36)	(25,933.38)	(6,388,406.74)	(9,556,347.24)	-	(9,556,347.24)	-
10,130,029.24	(6,437,896.99)	125,310.74	(6,312,586.25)	(3,817,442.99)	-	(3,817,442.99)	-
9,653,388.31	(7,637,892.55)	46,115.74	(7,591,776.81)	(2,061,611.50)	-	(2,061,611.50)	-
14,050,321.45	(9,610,615.41)	6,161.88	(9,604,453.53)	(4,445,867.92)	-	(4,445,867.92)	-
10,954,714.98	(6,213,822.44)	(2,683,636.47)	(8,897,458.91)	(2,057,256.07)	-	(2,057,256.07)	-
12,221,293.32	(12,166,118.95)	(55,174.37)	(12,221,293.32)	-	-	-	-
19,666,713.14	(8,073,180.36)	(53,095.44)	(8,126,275.80)	(11,903,577.58)	-	(11,903,577.58)	(363,140.24)
7,020,044.18	(5,767,954.67)	(38,679.74)	(5,806,634.41)	(1,213,409.77)	-	(1,213,409.77)	-
12,390,405.05	(8,647,732.00)	(110,360.33)	(8,758,092.33)	(4,052,785.60)	-	(4,052,785.60)	(420,472.88)
10,333,861.42	(8,093,409.64)	(15,050.01)	(8,108,459.65)	(2,251,595.79)	-	(2,251,595.79)	(26,194.02)
10,160,974.28	(9,734,139.39)	(26,071.29)	(9,760,210.68)	(400,763.60)	-	(400,763.60)	-
9,933,692.05	(6,270,110.18)	1,934.07	(6,268,176.11)	(3,665,515.94)	-	(3,665,515.94)	-
12,041,092.63	(11,711,796.47)	(219.77)	(11,712,016.24)	(513,046.66)	-	(513,046.66)	(183,970.27)
8,015,429.85	(4,246,053.79)	(33,586.59)	(4,279,640.37)	(3,735,789.48)	-	(3,735,789.48)	-
9,625,556.62	-	-	-	-	-	-	9,625,556.62
9,283,811.28	(5,406,097.86)	(10,421.00)	(5,416,518.86)	(3,849,493.96)	-	(3,849,493.96)	17,798.46
9,227,022.72	(6,757,699.71)	(14,236.53)	(6,771,936.23)	(2,548,660.81)	-	(2,548,660.81)	(93,574.32)
8,462,782.38	(8,443,769.96)	5,087.81	(8,438,682.15)	(24,100.23)	-	(24,100.23)	0.00
7,210,277.35	(7,067,646.63)	(14,749.68)	(7,082,396.31)	(127,881.04)	-	(127,881.04)	-
6,834,682.00	(6,722,476.87)	(16,247.31)	(6,738,724.18)	(95,957.82)	-	(95,957.82)	0.00
10,466,307.49	(8,509,980.68)	235.46	(8,509,745.23)	(1,956,562.26)	-	(1,956,562.26)	-
10,826,510.65	(6,837,011.48)	(21,527.13)	(6,858,538.61)	(3,967,972.04)	-	(3,967,972.04)	-
10,780,001.47	(6,364,998.23)	(34,190.75)	(6,399,188.97)	(4,380,812.50)	-	(4,380,812.50)	-
7,241,587.51	(7,231,746.25)	(9,841.27)	(7,241,587.51)	-	-	-	-
11,573,040.48	(11,427,329.17)	(12,096.44)	(11,439,425.61)	(133,614.87)	-	(133,614.87)	(0.00)
7,138,048.45	(6,737,791.53)	(26,172.87)	(6,763,964.40)	(374,084.05)	-	(374,084.05)	-
7,005,258.28	(6,784,052.90)	(26,506.34)	(6,810,559.24)	(194,699.04)	-	(194,699.04)	-
11,347,605.63	(10,475,562.14)	(49,754.27)	(10,525,316.41)	(822,289.22)	-	(822,289.22)	-
9,663,094.68	(6,274,942.84)	(14,589.67)	(6,289,532.51)	(3,904,779.86)	-	(3,904,779.86)	(531,217.69)
7,081,857.74	(4,979,286.74)	(20,419.38)	(4,999,706.12)	(2,082,151.62)	-	(2,082,151.62)	-
11,154,975.65	(7,720,958.08)	65,937.83	(7,655,020.25)	(3,499,955.40)	-	(3,499,955.40)	-
7,256,621.66	(7,247,179.17)	(9,442.49)	(7,256,621.66)	(414,321.91)	-	(414,321.91)	(414,321.91)
11,530,455.42	(6,377,299.01)	(78,596.24)	(6,455,895.24)	(5,217,819.04)	-	(5,217,819.04)	(143,258.86)
12,299,677.82	(11,871,944.93)	(70,162.06)	(11,942,106.99)	(1,153,011.02)	-	(1,153,011.02)	(795,440.19)
15,001,092.35	(12,412,281.09)	(34,685.41)	(12,446,966.50)	(2,554,125.85)	-	(2,554,125.85)	-
8,230,448.37	(7,596,468.05)	(4,158.61)	(7,600,626.67)	(629,821.70)	-	(629,821.70)	-
13,802,486.72	(8,027,496.02)	384,005.91	(7,643,490.12)	(6,158,996.60)	-	(6,158,996.60)	-
12,488,797.70	(10,311,957.06)	(24,693.18)	(10,336,650.24)	(2,152,147.46)	-	(2,152,147.46)	-
30,163,189.23	(20,336,962.18)	(6,690,802.21)	(27,027,764.39)	(3,648,574.99)	-	(3,648,574.99)	(513,150.15)
489,237.67	-	-	-	-	-	-	489,237.67
17,593,766.21	(12,467,908.62)	(763,434.18)	(13,231,342.80)	(4,865,257.15)	(1,369,126.14)	(6,234,383.29)	(502,833.74)
10,449.93	-	-	-	-	-	-	10,449.93
20,273,436.82	(13,202,331.29)	(1,401,899.48)	(14,604,230.77)	(5,669,206.05)	(3,117,086.24)	(8,786,292.29)	-
3,067.37	-	-	-	-	-	-	3,067.37
108,676.02	-	-	-	-	-	-	108,676.02
9,679.92	-	-	-	-	-	-	9,679.92
387,622.29	-	-	-	-	-	-	387,622.29
37,966.68	-	-	-	-	-	-	37,966.68
10,074.44	-	(10,074.44)	(10,074.44)	-	-	-	-
1,457,216,726.05	(1,051,204,450.90)	(14,237,341.48)	(1,065,441,792.38)	(354,986,873.45)	(10,330,682.43)	(365,317,555.88)	36,788,060.22

currently a	1,398,184,025.98	s, GL1	(16,936,378.15)	currently a
Not Availat	35,699,379.73		30,391,118.03	Not Availat
Will not se	23,333,320.34		23,333,320.34	Will not se



FY 2014 RP Payment Rollforward - All Prop LLC payment activity

Included as a memo only in note for subsequent payment tieout purposes

16,016,709.43	(6,388,406.74)	(71,955.45)	(6,460,362.19)	(9,556,347.24)	-	(9,556,347.24)	-
10,136,548.90	(6,312,586.25)	(6,519.65)	(6,319,105.91)	(3,817,442.99)	-	(3,817,442.99)	-
9,658,062.70	(7,591,776.81)	(4,674.39)	(7,596,451.20)	(2,061,611.50)	-	(2,061,611.50)	-
14,079,760.22	(9,604,453.53)	(29,438.77)	(9,633,892.30)	(4,445,867.92)	-	(4,445,867.92)	-
10,954,714.98	(8,897,458.91)	(0.00)	(8,897,458.91)	(2,057,256.07)	(134,741.71)	(2,191,997.78)	-
12,223,287.36	(12,221,293.32)	(1,994.04)	(12,223,287.36)	-	-	-	-
19,666,713.14	(8,126,275.80)	(0.00)	(8,126,275.80)	(11,903,577.58)	(544,419.62)	(12,447,997.20)	(363,140.24)
7,041,579.65	(5,806,634.41)	(21,535.47)	(5,828,169.88)	(1,213,409.77)	-	(1,213,409.77)	-
12,390,503.41	(8,758,092.33)	(98.36)	(8,758,190.69)	(4,052,785.60)	-	(4,052,785.60)	(420,472.88)
10,348,005.39	(8,108,459.65)	(14,143.97)	(8,122,603.62)	(2,251,595.79)	-	(2,251,595.79)	(26,194.02)
10,200,335.07	(9,760,210.68)	(39,360.79)	(9,799,571.47)	(400,763.60)	-	(400,763.60)	-
9,933,685.95	(6,268,176.11)	6.10	(6,268,170.01)	(3,665,515.94)	-	(3,665,515.94)	-
12,155,801.65	(11,712,016.24)	(114,709.02)	(11,826,725.26)	(513,046.66)	-	(513,046.66)	(183,970.27)
8,015,429.86	(4,279,640.37)	(0.00)	(4,279,640.38)	(3,735,789.48)	-	(3,735,789.48)	-
9,625,556.62	-	-	-	-	-	-	9,625,556.62
9,283,811.28	(5,416,518.86)	(0.00)	(5,416,518.86)	(3,849,493.96)	-	(3,849,493.96)	17,798.46
9,227,022.72	(6,771,936.23)	(0.00)	(6,771,936.23)	(2,548,660.81)	-	(2,548,660.81)	(93,574.32)
8,483,777.06	(8,438,682.15)	(20,994.68)	(8,459,676.83)	(24,100.23)	-	(24,100.23)	0.00
7,210,677.19	(7,082,396.31)	(399.84)	(7,082,796.15)	(127,881.04)	-	(127,881.04)	-
6,835,364.08	(6,738,724.18)	(682.08)	(6,739,406.26)	(95,957.82)	-	(95,957.82)	0.00
10,466,307.49	(8,509,745.23)	0.00	(8,509,745.22)	(1,956,562.26)	-	(1,956,562.26)	-
10,844,692.47	(6,858,538.61)	(18,181.82)	(6,876,720.43)	(3,967,972.04)	-	(3,967,972.04)	-
10,800,780.69	(6,399,188.97)	(20,779.22)	(6,419,968.19)	(4,380,812.50)	-	(4,380,812.50)	-
7,248,369.81	(7,241,587.51)	(6,782.30)	(7,248,369.81)	-	-	-	-
11,639,524.57	(11,439,425.61)	(66,484.09)	(11,505,909.70)	(133,614.87)	-	(133,614.87)	(0.00)
7,160,007.20	(6,763,964.40)	(21,958.76)	(6,785,923.15)	(374,084.05)	-	(374,084.05)	-
7,006,081.48	(6,810,559.24)	(823.20)	(6,811,382.44)	(194,699.04)	-	(194,699.04)	-
11,347,605.63	(10,525,316.41)	0.00	(10,525,316.41)	(822,289.22)	-	(822,289.22)	-
9,686,664.48	(6,289,532.51)	(23,569.80)	(6,313,102.31)	(3,904,779.86)	-	(3,904,779.86)	(531,217.69)
7,081,857.74	(4,999,706.12)	(0.00)	(4,999,706.12)	(2,082,151.62)	-	(2,082,151.62)	-
11,190,275.10	(7,655,020.25)	(35,299.45)	(7,690,319.70)	(3,499,955.40)	-	(3,499,955.40)	-
7,257,127.34	(7,256,621.66)	(505.68)	(7,257,127.34)	(414,321.91)	-	(414,321.91)	(414,321.91)
11,531,836.07	(6,455,895.24)	(1,380.64)	(6,457,275.89)	(5,217,819.04)	-	(5,217,819.04)	(143,258.86)
12,366,636.41	(11,942,106.99)	(66,958.59)	(12,009,065.58)	(1,153,011.02)	-	(1,153,011.02)	(795,440.19)
15,062,993.24	(12,446,966.50)	(61,900.89)	(12,508,867.39)	(2,554,125.85)	(576,974.31)	(3,131,100.16)	-
8,235,513.38	(7,600,626.67)	(5,065.01)	(7,605,691.68)	(629,821.70)	-	(629,821.70)	-
13,802,486.72	(7,643,490.12)	-	(7,643,490.12)	(6,158,996.60)	-	(6,158,996.60)	-
12,488,797.70	(10,336,650.24)	0.00	(10,336,650.24)	(2,152,147.46)	-	(2,152,147.46)	-
30,164,766.79	(27,027,764.39)	(1,577.56)	(27,029,341.95)	(3,648,574.99)	-	(3,648,574.99)	(513,150.15)
525,810.62	-	-	-	-	-	-	525,810.62
20,576,611.93	(13,231,342.80)	(1,613,719.58)	(14,845,062.38)	(6,234,383.29)	-	(6,234,383.29)	(502,833.74)
10,449.93	-	-	-	-	-	-	10,449.93
21,805,911.27	(14,604,230.77)	1,584,611.79	(13,019,618.98)	(8,786,292.29)	-	(8,786,292.29)	-
3,067.37	-	-	-	-	-	-	3,067.37
108,676.02	-	-	-	-	-	-	108,676.02
9,679.92	-	-	-	-	-	-	9,679.92
390,658.78	-	-	-	-	-	-	390,658.78
37,966.68	-	-	-	-	-	-	37,966.68
10,074.44	(10,074.44)	(0.00)	(10,074.44)	-	-	-	-
1,472,002,378.18	(1,065,441,792.38)	(2,417,115.57)	(1,067,858,907.95)	(365,317,555.88)	(7,785,057.66)	(373,102,613.54)	38,825,914.36
1,410,931,823.98	-	u	-	GL1	-	-	(16,936,378.15)
37,738,436.28	-	-	-	sum of z's in file	7,782,179.06	-	32,430,174.58
23,332,117.93	sum of u's =	(7,313,463.45)	GL1	Difference	(2,878.60)	imm	23,332,117.93



FY 2014 RP Payment Rollforward - All Prop LLC payment activity

Included as a memo only in note for subsequent payment tieout purposes

16,020,115.04	(6,460,362.19)	(3,405.61)	(6,463,767.80)	(9,556,347.24)	-	(9,556,347.24)	-
10,138,947.11	(6,319,105.91)	(2,398.21)	(6,321,504.12)	(3,817,442.99)	-	(3,817,442.99)	-
9,663,411.76	(7,596,451.20)	(5,349.06)	(7,601,800.26)	(2,061,611.50)	-	(2,061,611.50)	-
14,088,629.94	(9,633,892.30)	(8,869.72)	(9,642,762.02)	(4,445,867.92)	-	(4,445,867.92)	-
11,079,205.12	(8,897,458.91)	10,251.57	(8,887,207.34)	(2,191,997.78)	-	(2,191,997.78)	-
12,236,236.87	(12,223,287.36)	(12,949.51)	(12,236,236.87)	-	-	-	-
20,192,245.61	(8,126,275.80)	18,887.15	(8,107,388.65)	(12,447,997.20)	-	(12,447,997.20)	(363,140.24)
7,083,240.20	(5,828,169.88)	(41,660.54)	(5,869,830.43)	(1,213,409.77)	31,233.25	(1,182,176.52)	-
12,413,779.48	(8,758,190.69)	(23,276.07)	(8,781,466.76)	(4,052,785.60)	-	(4,052,785.60)	(420,472.88)
10,349,478.67	(8,122,603.62)	(1,473.28)	(8,124,076.90)	(2,251,595.79)	-	(2,251,595.79)	(26,194.02)
10,203,358.30	(9,799,571.47)	(3,023.22)	(9,802,594.70)	(400,763.60)	-	(400,763.60)	-
9,935,598.96	(6,268,170.01)	(1,913.00)	(6,270,083.02)	(3,665,515.94)	-	(3,665,515.94)	-
12,182,201.55	(11,826,725.26)	(26,399.90)	(11,853,125.16)	(513,046.66)	-	(513,046.66)	(183,970.27)
8,028,270.37	(4,279,640.38)	(12,840.51)	(4,292,480.89)	(3,735,789.48)	-	(3,735,789.48)	-
9,630,224.03	-	-	-	-	-	-	9,630,224.03
9,290,484.84	(5,416,518.86)	(6,673.56)	(5,423,192.42)	(3,849,493.96)	-	(3,849,493.96)	17,798.46
9,228,353.65	(6,771,936.23)	(1,330.93)	(6,773,267.16)	(2,548,660.81)	-	(2,548,660.81)	(93,574.32)
8,501,600.67	(8,459,676.83)	(17,823.61)	(8,477,500.44)	(24,100.23)	-	(24,100.23)	0.00
7,213,700.41	(7,082,796.15)	(3,023.23)	(7,085,819.37)	(127,881.04)	-	(127,881.04)	-
6,835,962.31	(6,739,406.26)	(598.23)	(6,740,004.49)	(95,957.82)	-	(95,957.82)	0.00
10,485,724.65	(8,509,745.22)	(19,417.16)	(8,529,162.39)	(1,956,562.26)	-	(1,956,562.26)	-
10,855,049.81	(6,876,720.43)	(10,357.33)	(6,887,077.77)	(3,967,972.04)	-	(3,967,972.04)	-
10,919,067.34	(6,419,968.19)	(118,286.65)	(6,538,254.84)	(4,380,812.50)	-	(4,380,812.50)	-
7,253,048.04	(7,248,369.81)	(4,678.22)	(7,253,048.04)	-	-	-	-
11,643,541.98	(11,505,909.70)	(4,017.41)	(11,509,927.11)	(133,614.87)	-	(133,614.87)	(0.00)
7,163,030.43	(6,785,923.15)	(3,023.23)	(6,788,946.38)	(374,084.05)	-	(374,084.05)	-
7,008,694.84	(6,811,382.44)	(2,613.36)	(6,813,995.80)	(194,699.04)	-	(194,699.04)	-
11,353,078.85	(10,525,316.41)	(5,473.22)	(10,530,789.63)	(822,289.22)	-	(822,289.22)	-
9,739,944.90	(6,313,102.31)	(53,280.43)	(6,366,382.73)	(3,904,779.86)	(31,187.72)	(3,935,967.58)	(531,217.69)
7,082,548.56	(4,999,706.12)	(690.82)	(5,000,396.94)	(2,082,151.62)	-	(2,082,151.62)	-
11,233,566.39	(7,690,319.70)	(43,291.29)	(7,733,610.99)	(3,499,955.40)	-	(3,499,955.40)	-
7,257,855.17	(7,257,127.34)	(727.83)	(7,257,855.17)	(414,321.91)	-	(414,321.91)	(414,321.91)
11,595,580.79	(6,457,275.89)	(63,744.72)	(6,521,020.61)	(5,217,819.04)	-	(5,217,819.04)	(143,258.86)
12,367,684.63	(12,009,065.58)	(1,048.22)	(12,010,113.80)	(1,153,011.02)	-	(1,153,011.02)	(795,440.19)
15,643,010.19	(12,508,867.39)	(3,042.64)	(12,511,910.03)	(3,131,100.16)	-	(3,131,100.16)	-
8,238,211.60	(7,605,691.68)	(2,698.22)	(7,608,389.90)	(629,821.70)	-	(629,821.70)	-
13,814,731.35	(7,643,490.12)	(12,244.64)	(7,655,734.75)	(6,158,996.60)	-	(6,158,996.60)	-
12,490,167.82	(10,336,650.24)	(1,370.12)	(10,338,020.36)	(2,152,147.46)	-	(2,152,147.46)	-
30,590,658.42	(27,029,341.95)	(425,891.63)	(27,455,233.58)	(3,648,574.99)	-	(3,648,574.99)	(513,150.15)
527,310.62	-	-	-	-	-	-	527,310.62
20,819,172.50	(14,845,062.38)	(242,560.57)	(15,087,622.95)	(6,234,383.29)	(1,258,474.75)	(7,492,858.04)	(502,833.74)
10,449.93	-	-	-	-	-	-	10,449.93
22,015,552.65	(13,019,618.98)	(209,641.38)	(13,229,260.36)	(8,786,292.29)	(1,004,721.47)	(9,791,013.76)	-
3,067.37	-	-	-	-	-	-	3,067.37
108,676.02	-	-	-	-	-	-	108,676.02
9,679.92	-	-	-	-	-	-	9,679.92
400,298.53	-	-	-	-	-	-	400,298.53
37,966.68	-	-	-	-	-	-	37,966.68
28,637.03	(10,074.44)	(18,562.59)	(28,637.03)	-	-	-	(0.00)
1,486,747,850.40	(1,067,858,907.95)	(4,896,347.88)	(1,072,755,255.83)	(373,102,613.54)	(7,367,665.65)	(380,470,279.19)	40,889,981.03
1,423,613,229.51	-	u	-	-	GL1	-	(16,936,378.15)
39,343,079.95	-	-	-	-	sum of y's gl ref	7,368,940.65	34,034,818.25
23,791,540.93	-	-	-	-	Difference	1,275.00 imm	23,791,540.93





FY 2014 RP Payment Rollforward - All Prop LLC payment activity

Included as a memo only in note for subsequent payment tieout purposes

16,032,294.40	(6,463,767.80)	(12,179.36)	(6,475,947.16)	(9,556,347.24)	-	(9,556,347.24)	-
10,138,947.11	(6,321,504.12)	-	(6,321,504.12)	(3,817,442.99)	-	(3,817,442.99)	-
9,663,411.76	(7,601,800.26)	-	(7,601,800.26)	(2,061,611.50)	-	(2,061,611.50)	-
14,134,166.93	(9,642,762.02)	(45,536.99)	(9,688,299.01)	(4,445,867.92)	-	(4,445,867.92)	-
11,079,205.12	(8,887,207.34)	-	(8,887,207.34)	(2,191,997.78)	-	(2,191,997.78)	-
12,236,236.87	(12,236,236.87)	-	(12,236,236.87)	-	-	-	-
20,209,144.27	(8,107,388.65)	(16,898.66)	(8,124,287.31)	(12,447,997.20)	-	(12,447,997.20)	(363,140.24)
7,060,976.81	(5,869,830.43)	(8,969.86)	(5,878,800.29)	(1,182,176.52)	-	(1,182,176.52)	-
12,418,735.22	(8,781,466.76)	(4,955.74)	(8,786,422.50)	(4,052,785.60)	-	(4,052,785.60)	(420,472.88)
10,349,501.67	(8,124,076.90)	(23.00)	(8,124,099.90)	(2,251,595.79)	-	(2,251,595.79)	(26,194.02)
10,203,782.29	(9,802,594.70)	(423.99)	(9,803,018.69)	(400,763.60)	-	(400,763.60)	-
9,958,772.63	(6,270,083.02)	(23,173.68)	(6,293,256.69)	(3,665,515.94)	-	(3,665,515.94)	-
12,182,201.55	(11,853,125.16)	(0.00)	(11,853,125.16)	(513,046.66)	-	(513,046.66)	(183,970.27)
8,061,165.84	(4,292,480.89)	(32,895.47)	(4,325,376.36)	(3,735,789.48)	-	(3,735,789.48)	-
9,630,439.44	-	-	-	-	-	-	9,630,439.44
9,290,484.84	(5,423,192.42)	-	(5,423,192.42)	(3,849,493.96)	-	(3,849,493.96)	17,798.46
9,483,208.02	(6,773,267.16)	(254,854.37)	(7,028,121.53)	(2,548,660.81)	-	(2,548,660.81)	(93,574.32)
8,501,817.04	(8,477,500.44)	(216.37)	(8,477,716.81)	(24,100.23)	-	(24,100.23)	0.00
7,213,916.46	(7,085,819.37)	(216.05)	(7,086,035.42)	(127,881.04)	-	(127,881.04)	-
6,835,962.31	(6,740,004.49)	(0.00)	(6,740,004.49)	(95,957.82)	-	(95,957.82)	0.00
10,486,241.60	(8,529,162.39)	(516.95)	(8,529,679.34)	(1,956,562.26)	-	(1,956,562.26)	-
10,881,083.21	(6,887,077.77)	(26,033.40)	(6,913,111.17)	(3,967,972.04)	-	(3,967,972.04)	-
10,934,539.11	(6,538,254.84)	(15,471.77)	(6,553,726.61)	(4,380,812.50)	-	(4,380,812.50)	-
7,253,048.04	(7,253,048.04)	-	(7,253,048.04)	-	-	-	-
11,643,767.26	(11,509,927.11)	(225.28)	(11,510,152.39)	(133,614.87)	-	(133,614.87)	(0.00)
7,163,030.43	(6,788,946.38)	-	(6,788,946.38)	(374,084.05)	-	(374,084.05)	-
7,009,044.99	(6,813,995.80)	(350.15)	(6,814,345.95)	(194,699.04)	-	(194,699.04)	-
11,353,294.78	(10,530,789.63)	(215.93)	(10,531,005.56)	(822,289.22)	-	(822,289.22)	-
9,712,567.29	(6,366,382.73)	58,565.33	(6,307,817.40)	(3,935,967.58)	-	(3,935,967.58)	(531,217.69)
7,151,232.79	(5,000,396.94)	(68,684.23)	(5,069,081.17)	(2,082,151.62)	-	(2,082,151.62)	-
11,238,782.46	(7,733,610.99)	(5,216.08)	(7,738,827.06)	(3,499,955.40)	-	(3,499,955.40)	-
7,258,071.32	(7,257,855.17)	(216.15)	(7,258,071.32)	(414,321.91)	-	(414,321.91)	(414,321.91)
11,629,046.81	(6,521,020.61)	(33,466.02)	(6,554,486.63)	(5,217,819.04)	-	(5,217,819.04)	(143,258.86)
12,363,989.92	(12,010,113.80)	3,694.71	(12,006,419.09)	(1,153,011.02)	-	(1,153,011.02)	(795,440.19)
15,648,228.59	(12,511,910.03)	(5,218.40)	(12,517,128.43)	(3,131,100.16)	-	(3,131,100.16)	-
8,238,427.77	(7,608,389.90)	(216.17)	(7,608,606.07)	(629,821.70)	-	(629,821.70)	-
13,845,638.27	(7,655,734.75)	(30,906.92)	(7,686,641.67)	(6,158,996.60)	-	(6,158,996.60)	-
12,505,070.45	(10,338,020.36)	(14,902.63)	(10,352,922.99)	(2,152,147.46)	-	(2,152,147.46)	-
30,611,450.05	(27,455,233.58)	(20,791.63)	(27,476,025.21)	(3,648,574.99)	(27,455.57)	(3,676,030.56)	(513,150.15)
546,651.71	-	-	-	-	-	-	546,651.71
22,019,604.38	(15,087,622.95)	58,042.87	(15,029,580.08)	(7,492,858.04)	(1,942,436.26)	(9,435,294.30)	(502,833.74)
10,449.93	-	-	-	-	-	-	10,449.93
<b>23,161,197.81</b>	<b>(13,229,260.36)</b>	<b>(140,923.69)</b>	<b>(13,370,184.05)</b>	<b>(9,791,013.76)</b>	<b>(1,892,047.75)</b>	<b>(11,683,061.51)</b>	
3,067.37	-	-	-	-	-	-	3,067.37
108,676.02	-	-	-	-	-	-	108,676.02
9,679.92	-	-	-	-	-	-	9,679.92
420,861.43	-	-	-	-	-	-	420,861.43
37,966.68	-	-	-	-	-	-	37,966.68
28,637.03	(28,637.03)	-	(28,637.03)	-	-	-	(0.00)
<b>1,511,219,826.75</b>	<b>(1,072,755,255.83)</b>	<b>(11,029,191.60)</b>	<b>(1,083,784,447.42)</b>	<b>(380,470,279.19)</b>	<b>(9,761,938.82)</b>	<b>(390,232,218.01)</b>	<b>46,965,100.14</b>
currently available	<b>1,442,010,086.76</b>	<b>v, GL1</b>		<b>aa, GL1</b>		<b>(16,936,378.15)</b>	currently available
Not Available	<b>45,346,954.41</b>					<b>40,038,692.71</b>	Not Available at th
Will not see	<b>23,862,785.58</b>					<b>23,862,785.58</b>	Will not seek LL co



FY 2014 RP Payment Rollforward - All Prop LLC payment activity

Included as a memo only in note for subsequent payment tieout purposes

16,062,415.09	(6,475,947.16)	(30,120.70)	(6,506,067.85)	(9,556,347.24)	-	(9,556,347.24)	-
10,161,693.81	(6,321,504.12)	(22,746.71)	(6,344,250.82)	(3,817,442.99)	-	(3,817,442.99)	-
9,693,773.17	(7,601,800.26)	(30,361.41)	(7,632,161.67)	(2,061,611.50)	-	(2,061,611.50)	-
14,157,913.64	(9,688,299.01)	(23,746.71)	(9,712,045.72)	(4,445,867.92)	-	(4,445,867.92)	-
11,079,205.12	(8,887,207.34)	-	(8,887,207.34)	(2,191,997.78)	-	(2,191,997.78)	-
12,236,236.87	(12,236,236.87)	-	(12,236,236.87)	-	-	-	-
20,267,942.57	(8,124,287.31)	(58,798.30)	(8,183,085.61)	(12,447,997.20)	-	(12,447,997.20)	(363,140.24)
7,060,976.81	(5,878,800.29)	-	(5,878,800.29)	(1,182,176.52)	-	(1,182,176.52)	-
12,418,698.83	(8,786,422.50)	36.39	(8,786,386.11)	(4,052,785.60)	-	(4,052,785.60)	(420,472.88)
10,353,707.64	(8,124,099.90)	(4,205.97)	(8,128,305.87)	(2,251,595.79)	-	(2,251,595.79)	(26,194.02)
10,225,029.00	(9,803,018.69)	(21,246.71)	(9,824,265.40)	(400,763.60)	-	(400,763.60)	-
9,958,772.63	(6,293,256.69)	-	(6,293,256.69)	(3,665,515.94)	-	(3,665,515.94)	-
12,182,201.55	(11,853,125.16)	(0.00)	(11,853,125.16)	(513,046.66)	-	(513,046.66)	(183,970.27)
8,096,761.22	(4,325,376.36)	(35,595.38)	(4,360,971.74)	(3,735,789.48)	-	(3,735,789.48)	-
9,655,848.41	-	-	-	-	-	-	9,655,848.41
9,311,731.54	(5,423,192.42)	(21,246.70)	(5,444,439.12)	(3,849,493.96)	-	(3,849,493.96)	17,798.46
9,484,731.43	(7,028,121.53)	(1,523.41)	(7,029,644.94)	(2,548,660.81)	-	(2,548,660.81)	(93,574.32)
8,523,063.76	(8,477,716.81)	(21,246.71)	(8,498,963.53)	(24,100.23)	-	(24,100.23)	0.00
7,213,916.46	(7,086,035.42)	-	(7,086,035.42)	(127,881.04)	-	(127,881.04)	-
6,855,215.70	(6,740,004.49)	(19,253.39)	(6,759,257.88)	(95,957.82)	-	(95,957.82)	0.00
10,487,141.60	(8,529,679.34)	(900.00)	(8,530,579.34)	(1,956,562.26)	-	(1,956,562.26)	-
10,903,829.91	(6,913,111.17)	(22,746.70)	(6,935,857.87)	(3,967,972.04)	-	(3,967,972.04)	-
10,934,539.11	(6,553,726.61)	-	(6,553,726.61)	(4,380,812.50)	-	(4,380,812.50)	-
7,255,562.19	(7,253,048.04)	(2,514.15)	(7,255,562.19)	-	-	-	-
11,666,501.23	(11,510,152.39)	(22,733.97)	(11,532,886.36)	(133,614.87)	-	(133,614.87)	(0.00)
7,182,446.55	(6,788,946.38)	(19,416.11)	(6,808,362.50)	(374,084.05)	-	(374,084.05)	-
7,028,298.38	(6,814,345.95)	(19,253.39)	(6,833,599.34)	(194,699.04)	-	(194,699.04)	-
11,355,389.21	(10,531,005.56)	(2,094.43)	(10,533,099.99)	(822,289.22)	-	(822,289.22)	-
9,728,068.44	(6,307,817.40)	(15,501.15)	(6,323,318.55)	(3,935,967.58)	-	(3,935,967.58)	(531,217.69)
7,151,232.79	(5,069,081.17)	-	(5,069,081.17)	(2,082,151.62)	-	(2,082,151.62)	-
11,238,782.46	(7,738,827.06)	-	(7,738,827.06)	(3,499,955.40)	-	(3,499,955.40)	-
7,256,240.72	(7,258,071.32)	1,830.60	(7,256,240.72)	(414,321.91)	-	(414,321.91)	(414,321.91)
11,657,610.44	(6,554,486.63)	(28,563.63)	(6,583,050.26)	(5,217,819.04)	-	(5,217,819.04)	(143,258.86)
12,363,989.92	(12,006,419.09)	-	(12,006,419.09)	(1,153,011.02)	-	(1,153,011.02)	(795,440.19)
15,649,578.59	(12,517,128.43)	(1,350.00)	(12,518,478.43)	(3,131,100.16)	-	(3,131,100.16)	-
8,238,427.77	(7,608,606.07)	-	(7,608,606.07)	(629,821.70)	-	(629,821.70)	-
13,866,884.97	(7,686,641.67)	(21,246.70)	(7,707,888.37)	(6,158,996.60)	-	(6,158,996.60)	-
12,526,317.14	(10,352,922.99)	(21,246.70)	(10,374,169.68)	(2,152,147.46)	-	(2,152,147.46)	-
30,638,091.72	(27,476,025.21)	813.90	(27,475,211.31)	(3,676,030.56)	-	(3,676,030.56)	(513,150.15)
-	-	-	-	-	-	-	-
24,404,697.11	(15,029,580.08)	(442,656.47)	(15,472,236.55)	(9,435,294.30)	(644,024.76)	(10,079,319.06)	(502,833.74)
-	-	-	-	-	-	-	-
25,440,318.05	(13,370,184.05)	(387,072.50)	(13,757,256.54)	(11,683,061.51)	-	(11,683,061.51)	-
-	-	-	-	-	-	-	-
108,676.02	-	-	-	-	-	-	108,676.02
-	-	-	-	-	-	-	-
-	-	-	-	-	-	-	-
-	-	-	-	-	-	-	-
38,909.35	(28,637.03)	(10,272.32)	(38,909.35)	-	-	-	-
1,532,920,205.71	(1,083,784,447.42)	(10,816,649.48)	(1,094,601,096.90)	(390,232,218.01)	(1,557,339.24)	(391,789,557.25)	48,086,890.80
1,462,588,675.06	-	w, G11	-	-	x, G11	-	(16,936,378.15) currently a
46,437,130.95	-	-	-	-	-	-	41,128,869.25 Not Availat
23,894,399.70	-	-	-	-	-	-	23,894,399.70 Will not se



FY 2014 RP Payment Rollforward - All Prop LLC payment activity

Included as a memo only in note for subsequent payment tieout purposes

16,071,079.49	(6,506,067.85)	(8,664.39)	(6,514,732.25)	(9,556,347.24)	-	(9,556,347.24)	-
10,165,131.45	(6,344,250.82)	(3,437.64)	(6,347,688.46)	(3,817,442.99)	-	(3,817,442.99)	-
9,696,104.17	(7,632,161.67)	(2,331.00)	(7,634,492.67)	(2,061,611.50)	-	(2,061,611.50)	-
14,161,990.21	(9,712,045.72)	(4,076.57)	(9,716,122.28)	(4,445,867.92)	-	(4,445,867.92)	-
11,093,461.01	(8,887,207.34)	(14,255.89)	(8,901,463.23)	(2,191,997.78)	-	(2,191,997.78)	-
12,237,099.57	(12,236,236.87)	(862.70)	(12,237,099.57)	-	-	-	-
20,276,466.48	(8,183,085.61)	(8,523.91)	(8,191,609.52)	(12,447,997.20)	-	(12,447,997.20)	(363,140.24)
7,066,542.59	(5,878,800.29)	(5,565.78)	(5,884,366.07)	(1,182,176.52)	-	(1,182,176.52)	-
12,424,322.33	(8,786,386.11)	(5,623.50)	(8,792,009.61)	(4,052,785.60)	-	(4,052,785.60)	(420,472.88)
10,370,231.74	(8,128,305.87)	(16,524.10)	(8,144,829.97)	(2,251,595.79)	-	(2,251,595.79)	(26,194.02)
10,225,796.70	(9,824,265.40)	(767.70)	(9,825,033.10)	(400,763.60)	-	(400,763.60)	-
9,975,618.17	(6,293,256.69)	(16,845.54)	(6,310,102.23)	(3,665,515.94)	-	(3,665,515.94)	-
12,282,876.35	(11,853,125.16)	(100,674.80)	(11,953,799.96)	(513,046.66)	-	(513,046.66)	(183,970.27)
8,099,331.34	(4,360,971.74)	(2,570.12)	(4,363,541.86)	(3,735,789.48)	-	(3,735,789.48)	-
9,655,848.41	-	-	-	-	-	-	9,655,848.41
9,315,422.74	(5,444,439.12)	(3,691.20)	(5,448,130.32)	(3,849,493.96)	-	(3,849,493.96)	17,798.46
9,511,244.62	(7,029,644.94)	(26,513.18)	(7,056,158.13)	(2,548,660.81)	-	(2,548,660.81)	(93,574.32)
8,523,063.76	(8,498,963.53)	(0.00)	(8,498,963.53)	(24,100.23)	-	(24,100.23)	0.00
7,226,532.37	(7,086,035.42)	(12,615.90)	(7,098,651.33)	(127,881.04)	-	(127,881.04)	-
6,855,215.70	(6,759,257.88)	(0.00)	(6,759,257.88)	(95,957.82)	-	(95,957.82)	0.00
10,496,722.06	(8,530,579.34)	(9,580.46)	(8,540,159.80)	(1,956,562.26)	-	(1,956,562.26)	-
10,907,669.03	(6,935,857.87)	(3,839.12)	(6,939,696.99)	(3,967,972.04)	-	(3,967,972.04)	-
11,044,643.28	(6,553,726.61)	(110,104.18)	(6,663,830.78)	(4,380,812.50)	-	(4,380,812.50)	-
7,255,562.19	(7,255,562.19)	-	(7,255,562.19)	-	-	-	-
11,676,304.93	(11,532,886.36)	(9,803.70)	(11,542,690.06)	(133,614.87)	-	(133,614.87)	(0.00)
7,182,446.55	(6,808,362.50)	-	(6,808,362.50)	(374,084.05)	-	(374,084.05)	-
7,028,298.38	(6,833,599.34)	-	(6,833,599.34)	(194,699.04)	-	(194,699.04)	-
11,381,630.05	(10,533,099.99)	(26,240.84)	(10,559,340.83)	(822,289.22)	-	(822,289.22)	-
9,731,374.05	(6,323,318.55)	(3,305.61)	(6,326,624.16)	(3,935,967.58)	-	(3,935,967.58)	(531,217.69)
7,163,559.24	(5,069,081.17)	(12,326.45)	(5,081,407.62)	(2,082,151.62)	-	(2,082,151.62)	-
11,238,782.46	(7,738,827.06)	-	(7,738,827.06)	(3,499,955.40)	-	(3,499,955.40)	-
7,256,240.72	(7,256,240.72)	-	(7,256,240.72)	(414,321.91)	-	(414,321.91)	(414,321.91)
11,661,990.40	(6,583,050.26)	(4,379.96)	(6,587,430.22)	(5,217,819.04)	-	(5,217,819.04)	(143,258.86)
12,363,989.92	(12,006,419.09)	-	(12,006,419.09)	(1,153,011.02)	-	(1,153,011.02)	(795,440.19)
15,653,884.55	(12,518,478.43)	(4,305.96)	(12,522,784.39)	(3,131,100.16)	-	(3,131,100.16)	-
8,245,331.04	(7,608,606.07)	(6,903.27)	(7,615,509.34)	(629,821.70)	-	(629,821.70)	-
13,880,346.97	(7,707,888.37)	(13,462.00)	(7,721,350.37)	(6,158,996.60)	-	(6,158,996.60)	-
12,533,113.60	(10,374,169.68)	(6,796.46)	(10,380,966.14)	(2,152,147.46)	-	(2,152,147.46)	-
30,650,696.36	(27,475,211.31)	(12,604.64)	(27,487,815.95)	(3,676,030.56)	-	(3,676,030.56)	(513,150.15)
-	-	-	-	-	-	-	-
25,024,518.27	(15,472,236.55)	24,203.60	(15,448,032.95)	(10,079,319.06)	-	(10,079,319.06)	(502,833.74)
-	-	-	-	-	-	-	-
25,482,518.31	(13,757,256.54)	(42,200.25)	(13,799,456.80)	(11,683,061.51)	-	(11,683,061.51)	-
-	-	-	-	-	-	-	-
135,808.14	-	-	-	-	-	-	135,808.14
-	-	-	-	-	-	-	-
568.43	-	-	-	-	-	-	568.43
-	-	-	-	-	-	-	-
38,909.35	(38,909.35)	-	(38,909.35)	-	-	-	-
1,539,952,942.00	(1,094,601,096.90)	(3,433,480.33)	(1,098,034,577.23)	(391,789,557.25)	(4,585,644.99)	(396,375,202.24)	50,128,807.52
1,467,579,494.63	-	bb, GL1	-	-	cc, GL1	-	(16,936,378.15) currently a
48,453,226.30	-	-	-	-	-	-	43,144,964.60 Not Availat
23,920,221.07	-	-	-	-	-	-	23,920,221.07 Will not se



FY 2014 RP Payment Rollforward - All Prop LLC payment activity

Included as a memo only in note for subsequent payment tieout purposes

16,071,079.49	(6,514,732.25)	-	(6,514,732.25)	(9,556,347.24)	-	(9,556,347.24)	-
10,168,739.01	(6,347,688.46)	(3,607.56)	(6,351,296.02)	(3,817,442.99)	-	(3,817,442.99)	-
9,696,104.17	(7,634,492.67)	-	(7,634,492.67)	(2,061,611.50)	-	(2,061,611.50)	-
14,167,182.66	(9,716,122.28)	(5,192.45)	(9,721,314.74)	(4,445,867.92)	-	(4,445,867.92)	-
11,112,629.74	(8,901,463.23)	(19,168.73)	(8,920,631.96)	(2,191,997.78)	-	(2,191,997.78)	-
12,237,099.57	(12,237,099.57)	-	(12,237,099.57)	-	-	-	-
20,276,616.98	(8,191,609.52)	(150.50)	(8,191,760.02)	(12,447,997.20)	-	(12,447,997.20)	(363,140.24)
7,066,666.49	(5,884,366.07)	(123.90)	(5,884,489.97)	(1,182,176.52)	-	(1,182,176.52)	-
12,425,917.33	(8,792,009.61)	(1,595.00)	(8,793,604.61)	(4,052,785.60)	-	(4,052,785.60)	(420,472.88)
10,370,234.69	(8,144,829.97)	(2.95)	(8,144,832.92)	(2,251,595.79)	-	(2,251,595.79)	(26,194.02)
10,249,509.58	(9,825,033.10)	(23,712.88)	(9,848,745.98)	(400,763.60)	-	(400,763.60)	-
9,975,618.17	(6,310,102.23)	-	(6,310,102.23)	(3,665,515.94)	-	(3,665,515.94)	-
12,328,608.05	(11,953,799.96)	(45,731.70)	(11,999,531.66)	(513,046.66)	-	(513,046.66)	(183,970.27)
8,102,282.98	(4,363,541.86)	(2,951.64)	(4,366,493.50)	(3,735,789.48)	-	(3,735,789.48)	-
9,655,848.41	-	-	-	-	-	-	9,655,848.41
9,315,422.74	(5,448,130.32)	-	(5,448,130.32)	(3,849,493.96)	-	(3,849,493.96)	17,798.46
9,511,607.36	(7,056,158.13)	(362.74)	(7,056,520.87)	(2,548,660.81)	-	(2,548,660.81)	(93,574.32)
8,523,063.76	(8,498,963.53)	(0.00)	(8,498,963.53)	(24,100.23)	-	(24,100.23)	0.00
7,226,532.37	(7,098,651.33)	-	(7,098,651.33)	(127,881.04)	-	(127,881.04)	-
6,855,215.70	(6,759,257.88)	(0.00)	(6,759,257.88)	(95,957.82)	-	(95,957.82)	0.00
10,498,112.08	(8,540,159.80)	(1,390.02)	(8,541,549.82)	(1,956,562.26)	-	(1,956,562.26)	-
10,910,754.39	(6,939,696.99)	(3,085.36)	(6,942,782.35)	(3,967,972.04)	-	(3,967,972.04)	-
11,044,643.28	(6,663,830.78)	-	(6,663,830.78)	(4,380,812.50)	-	(4,380,812.50)	-
7,257,041.46	(7,255,562.19)	(1,479.28)	(7,257,041.46)	-	-	-	-
11,676,674.50	(11,542,690.06)	(369.57)	(11,543,059.63)	(133,614.87)	-	(133,614.87)	(0.00)
7,182,446.55	(6,808,362.50)	-	(6,808,362.50)	(374,084.05)	-	(374,084.05)	-
7,066,073.75	(6,833,599.34)	(37,775.37)	(6,871,374.71)	(194,699.04)	-	(194,699.04)	-
11,384,449.96	(10,559,340.83)	(2,819.91)	(10,562,160.74)	(822,289.22)	-	(822,289.22)	-
9,731,374.05	(6,326,624.16)	-	(6,326,624.16)	(3,935,967.58)	-	(3,935,967.58)	(531,217.69)
7,168,028.51	(5,081,407.62)	(4,469.27)	(5,085,876.89)	(2,082,151.62)	-	(2,082,151.62)	-
11,243,489.38	(7,738,827.06)	(4,706.92)	(7,743,533.98)	(3,499,955.40)	-	(3,499,955.40)	-
7,256,240.72	(7,256,240.72)	-	(7,256,240.72)	(414,321.91)	-	(414,321.91)	(414,321.91)
11,664,614.08	(6,587,430.22)	(2,623.68)	(6,590,053.90)	(5,217,819.04)	-	(5,217,819.04)	(143,258.86)
12,363,989.92	(12,006,419.09)	-	(12,006,419.09)	(1,153,011.02)	-	(1,153,011.02)	(795,440.19)
15,654,226.55	(12,522,784.39)	(342.00)	(12,523,126.39)	(3,131,100.16)	-	(3,131,100.16)	-
8,245,331.04	(7,615,509.34)	-	(7,615,509.34)	(629,821.70)	-	(629,821.70)	-
13,884,282.49	(7,721,350.37)	(3,935.52)	(7,725,285.89)	(6,158,996.60)	-	(6,158,996.60)	-
12,533,113.60	(10,380,966.14)	-	(10,380,966.14)	(2,152,147.46)	-	(2,152,147.46)	-
30,651,530.55	(27,487,815.95)	(834.19)	(27,488,650.14)	(3,676,030.56)	-	(3,676,030.56)	(513,150.15)
-	-	-	-	-	-	-	-
25,042,711.39	(15,448,032.95)	(18,193.12)	(15,466,226.07)	(10,079,319.06)	(495,566.26)	(10,574,885.32)	(502,833.74)
-	-	-	-	-	-	-	-
25,518,033.29	(13,799,456.80)	(35,514.98)	(13,834,971.78)	(11,683,061.51)	-	(11,683,061.51)	-
-	-	-	-	-	-	-	-
135,808.14	-	-	-	-	-	-	135,808.14
-	-	-	-	-	-	-	-
(18.00)	-	-	-	-	-	-	(18.00)
-	-	-	-	-	-	-	-
44,414.98	(38,909.35)	(5,505.63)	(44,414.98)	-	-	-	-
1,547,105,385.43	(1,098,034,577.23)	(1,884,691.47)	(1,099,919,268.70)	(396,375,202.24)	(3,110,579.98)	(399,485,782.22)	50,810,914.50
1,474,049,831.09		dd, GL1			ee, GL1		(16,936,378.15) currently a
49,139,512.21							43,831,250.51 Not Availal
23,916,042.13							23,916,042.13 Will not se





FY 2014 RP Payment Rollforward - All Prop LLC payment activity

Included as a memo only in note for subsequent payment tieout purposes

16,071,079.49	(6,514,732.25)	-	(6,514,732.25)	(9,556,347.24)	-	(9,556,347.24)	-
10,186,098.10	(6,351,296.02)	(17,359.08)	(6,368,655.11)	(3,817,442.99)	-	(3,817,442.99)	-
9,696,104.17	(7,634,492.67)	-	(7,634,492.67)	(2,061,611.50)	-	(2,061,611.50)	-
14,173,112.12	(9,721,314.74)	(5,929.46)	(9,727,244.20)	(4,445,867.92)	-	(4,445,867.92)	-
11,112,927.04	(8,920,631.96)	(297.30)	(8,920,929.26)	(2,191,997.78)	-	(2,191,997.78)	-
12,237,099.57	(12,237,099.57)	-	(12,237,099.57)	-	-	-	-
19,826,898.23	(8,191,760.02)	449,718.75	(7,742,041.27)	(12,447,997.20)	-	(12,447,997.20)	(363,140.24)
7,066,666.49	(5,884,489.97)	-	(5,884,489.97)	(1,182,176.52)	-	(1,182,176.52)	-
12,425,917.33	(8,793,604.61)	-	(8,793,604.61)	(4,052,785.60)	-	(4,052,785.60)	(420,472.88)
10,370,994.99	(8,144,832.92)	(760.29)	(8,145,593.22)	(2,251,595.79)	-	(2,251,595.79)	(26,194.02)
10,249,509.58	(9,848,745.98)	-	(9,848,745.98)	(400,763.60)	-	(400,763.60)	-
9,975,843.17	(6,310,102.23)	(225.00)	(6,310,327.23)	(3,665,515.94)	(134,625.82)	(3,800,141.76)	-
12,339,206.00	(11,999,531.66)	(10,597.95)	(12,010,129.61)	(513,046.66)	-	(513,046.66)	(183,970.27)
8,107,776.33	(4,366,493.50)	(5,493.35)	(4,371,986.85)	(3,735,789.48)	-	(3,735,789.48)	-
9,655,848.41	-	-	-	-	-	-	9,655,848.41
9,315,422.74	(5,448,130.32)	-	(5,448,130.32)	(3,849,493.96)	-	(3,849,493.96)	17,798.46
9,511,244.62	(7,056,520.87)	362.74	(7,056,158.13)	(2,548,660.81)	-	(2,548,660.81)	(93,574.32)
8,523,063.76	(8,498,963.53)	(0.00)	(8,498,963.53)	(24,100.23)	-	(24,100.23)	0.00
7,226,532.37	(7,098,651.33)	-	(7,098,651.33)	(127,881.04)	-	(127,881.04)	-
6,855,215.70	(6,759,257.88)	(0.00)	(6,759,257.88)	(95,957.82)	-	(95,957.82)	0.00
10,498,112.08	(8,541,549.82)	-	(8,541,549.82)	(1,956,562.26)	-	(1,956,562.26)	-
10,914,067.14	(6,942,782.35)	(3,312.76)	(6,946,095.10)	(3,967,972.04)	-	(3,967,972.04)	-
11,044,643.28	(6,663,830.78)	-	(6,663,830.78)	(4,380,812.50)	-	(4,380,812.50)	-
7,261,469.46	(7,257,041.46)	(4,428.00)	(7,261,469.46)	-	-	-	-
11,676,674.50	(11,543,059.63)	0.00	(11,543,059.63)	(133,614.87)	-	(133,614.87)	(0.00)
7,182,446.55	(6,808,362.50)	-	(6,808,362.50)	(374,084.05)	-	(374,084.05)	-
7,066,073.75	(6,871,374.71)	-	(6,871,374.71)	(194,699.04)	-	(194,699.04)	-
11,385,258.96	(10,562,160.74)	(809.00)	(10,562,969.74)	(822,289.22)	-	(822,289.22)	-
9,731,374.05	(6,326,624.16)	-	(6,326,624.16)	(3,935,967.58)	-	(3,935,967.58)	(531,217.69)
7,172,352.49	(5,085,876.89)	(4,323.98)	(5,090,200.87)	(2,082,151.62)	-	(2,082,151.62)	-
11,243,489.38	(7,743,533.98)	-	(7,743,533.98)	(3,499,955.40)	-	(3,499,955.40)	-
7,256,240.72	(7,256,240.72)	-	(7,256,240.72)	(414,321.91)	-	(414,321.91)	(414,321.91)
11,666,906.04	(6,590,053.90)	(2,291.96)	(6,592,345.86)	(5,217,819.04)	-	(5,217,819.04)	(143,258.86)
12,363,989.92	(12,006,419.09)	-	(12,006,419.09)	(1,153,011.02)	-	(1,153,011.02)	(795,440.19)
15,654,226.55	(12,523,126.39)	-	(12,523,126.39)	(3,131,100.16)	(157,535.10)	(3,288,635.26)	-
8,249,231.64	(7,615,509.34)	(3,900.60)	(7,619,409.94)	(629,821.70)	-	(629,821.70)	-
13,902,441.06	(7,725,285.89)	(18,158.57)	(7,743,444.46)	(6,158,996.60)	-	(6,158,996.60)	-
12,539,389.74	(10,380,966.14)	(6,276.14)	(10,387,242.28)	(2,152,147.46)	-	(2,152,147.46)	-
30,655,404.56	(27,488,650.14)	(3,874.01)	(27,492,524.15)	(3,676,030.56)	-	(3,676,030.56)	(513,150.15)
7,816.37	-	-	-	-	-	-	7,816.37
25,092,153.27	(15,466,226.07)	446,124.38	(15,020,101.69)	(10,574,885.32)	-	(10,574,885.32)	(502,833.74)
4,827.50	-	-	-	-	-	-	4,827.50
25,810,332.26	(13,834,971.78)	(292,298.97)	(14,127,270.75)	(11,683,061.51)	-	(11,683,061.51)	-
135,808.14	-	-	-	-	-	-	135,808.14
386.16	-	-	-	-	-	-	386.16
45,656.55	(44,414.98)	(1,241.57)	(45,656.55)	-	-	-	-
1,551,688,457.56	(1,099,919,268.70)	(854,215.99)	(1,100,773,484.68)	(399,485,782.22)	(1,699,458.02)	(401,185,240.24)	51,429,190.66
1,478,014,627.05	-	ff	-	gg, GL1	-	(16,936,378.15)	currently a
49,758,108.55	-	-	-	-	-	44,449,846.85	Not Availal
23,915,721.96	sum of ff=	(908,393.11)	GL1	-	-	23,915,721.96	Will not se



FY 2014 RP Payment Rollforward - All Prop LLC payment activity

Included as a memo only in note for subsequent payment tieout purposes

16,095,922.31	(6,514,732.25)	(24,842.83)	(6,539,575.07)	(9,556,347.24)	-	(9,556,347.24)	-
10,188,061.49	(6,368,655.11)	(1,963.40)	(6,370,618.50)	(3,817,442.99)	-	(3,817,442.99)	-
9,698,119.13	(7,634,492.67)	(2,014.96)	(7,636,507.63)	(2,061,611.50)	-	(2,061,611.50)	-
14,181,558.02	(9,727,244.20)	(8,445.91)	(9,735,690.10)	(4,445,867.92)	-	(4,445,867.92)	-
11,128,348.54	(8,920,929.26)	(15,421.50)	(8,936,350.76)	(2,191,997.78)	-	(2,191,997.78)	-
12,244,459.78	(12,237,099.57)	(7,360.21)	(12,244,459.78)	-	-	-	-
19,310,831.68	(7,742,041.27)	516,066.55	(7,225,974.72)	(12,447,997.20)	-	(12,447,997.20)	(363,140.24)
7,066,913.96	(5,884,489.97)	(247.47)	(5,884,737.44)	(1,182,176.52)	-	(1,182,176.52)	-
12,425,917.33	(8,793,604.61)	-	(8,793,604.61)	(4,052,785.60)	-	(4,052,785.60)	(420,472.88)
10,385,715.39	(8,145,593.22)	(14,720.41)	(8,160,313.62)	(2,251,595.79)	-	(2,251,595.79)	(26,194.02)
10,255,762.47	(9,848,745.98)	(6,252.88)	(9,854,998.87)	(400,763.60)	-	(400,763.60)	-
10,105,155.84	(6,310,327.23)	5,313.15	(6,305,014.08)	(3,800,141.76)	-	(3,800,141.76)	-
12,360,653.74	(12,010,129.61)	(21,447.74)	(12,031,577.35)	(513,046.66)	-	(513,046.66)	(183,970.27)
8,118,131.34	(4,371,986.85)	(10,355.01)	(4,382,341.86)	(3,735,789.48)	-	(3,735,789.48)	-
9,656,135.79	-	-	-	-	-	-	9,656,135.79
9,315,876.03	(5,448,130.32)	(453.29)	(5,448,583.61)	(3,849,493.96)	-	(3,849,493.96)	17,798.46
9,511,244.62	(7,056,158.13)	0.00	(7,056,158.13)	(2,548,660.81)	-	(2,548,660.81)	(93,574.32)
8,523,157.33	(8,498,963.53)	(93.57)	(8,499,057.10)	(24,100.23)	-	(24,100.23)	0.00
7,226,532.37	(7,098,651.33)	-	(7,098,651.33)	(127,881.04)	-	(127,881.04)	-
6,855,215.70	(6,759,257.88)	(0.00)	(6,759,257.88)	(95,957.82)	-	(95,957.82)	0.00
10,513,072.32	(8,541,549.82)	(14,960.24)	(8,556,510.06)	(1,956,562.26)	-	(1,956,562.26)	-
10,915,877.36	(6,946,095.10)	(1,810.21)	(6,947,905.32)	(3,967,972.04)	-	(3,967,972.04)	-
11,052,882.63	(6,663,830.78)	(8,239.35)	(6,672,070.13)	(4,380,812.50)	-	(4,380,812.50)	-
7,276,189.86	(7,261,469.46)	(14,720.40)	(7,276,189.86)	-	-	-	-
11,677,775.43	(11,543,059.63)	(1,100.92)	(11,544,160.56)	(133,614.87)	-	(133,614.87)	(0.00)
7,182,723.71	(6,808,362.50)	(277.16)	(6,808,639.66)	(374,084.05)	-	(374,084.05)	-
7,066,250.16	(6,871,374.71)	(176.41)	(6,871,551.12)	(194,699.04)	-	(194,699.04)	-
11,396,638.96	(10,562,969.74)	(11,380.00)	(10,574,349.74)	(822,289.22)	-	(822,289.22)	-
9,731,374.05	(6,326,624.16)	-	(6,326,624.16)	(3,935,967.58)	-	(3,935,967.58)	(531,217.69)
7,172,352.49	(5,090,200.87)	-	(5,090,200.87)	(2,082,151.62)	-	(2,082,151.62)	-
11,255,068.89	(7,743,533.98)	(11,579.50)	(7,755,113.49)	(3,499,955.40)	-	(3,499,955.40)	-
7,270,961.12	(7,256,240.72)	(14,720.40)	(7,270,961.12)	(414,321.91)	-	(414,321.91)	(414,321.91)
11,667,258.50	(6,592,345.86)	(352.46)	(6,592,698.32)	(5,217,819.04)	-	(5,217,819.04)	(143,258.86)
12,375,266.35	(12,006,419.09)	(11,276.43)	(12,017,695.52)	(1,153,011.02)	-	(1,153,011.02)	(795,440.19)
15,823,048.86	(12,523,126.39)	(11,287.21)	(12,534,413.60)	(3,288,635.26)	-	(3,288,635.26)	-
8,256,591.88	(7,619,409.94)	(7,360.24)	(7,626,770.18)	(629,821.70)	-	(629,821.70)	-
13,902,441.06	(7,743,444.46)	-	(7,743,444.46)	(6,158,996.60)	-	(6,158,996.60)	-
12,539,698.88	(10,387,242.28)	(309.14)	(10,387,551.42)	(2,152,147.46)	-	(2,152,147.46)	-
30,655,404.56	(27,492,524.15)	-	(27,492,524.15)	(3,676,030.56)	-	(3,676,030.56)	(513,150.15)
16,687.69	-	-	-	-	-	-	16,687.69
25,096,946.76	(15,020,101.69)	(4,793.49)	(15,024,895.18)	(10,574,885.32)	-	(10,574,885.32)	(502,833.74)
4,827.50	-	-	-	-	-	-	4,827.50
25,871,654.51	(14,127,270.75)	(61,322.25)	(14,188,593.00)	(11,683,061.51)	(841,077.28)	(12,524,138.79)	-
135,808.14	-	-	-	-	-	-	135,808.14
-	-	-	-	-	-	-	-
386.16	-	-	-	-	-	-	386.16
-	-	-	-	-	-	-	-
45,656.55	(45,656.55)	-	(45,656.55)	-	-	-	-
1,553,700,542.33	(1,100,773,484.68)	(54,177.12)	(1,100,827,661.80) ii	(401,185,240.24)	(1,697,856.09)	(402,883,096.33)	51,687,640.29
1,528,689,541.95	(1,502,012,902.04)	ff	(1,100,827,661.80)	(401,185,240.24)	hh, GL1	ii	(16,936,378.15) currently a
1,094,833.12	26,676,639.90	-	-	-	-	-	44,707,851.17 Not Availat
23,916,167.27	-	-	-	-	Total life cash per RF, sum of ii's	(1,503,710,758.13)	23,916,167.27 Will not se
-	-	-	-	-	-	GL1	-

FY 2014 RP Payment Rollforward - All Prop LLC payment activity

Included as a memo only in note for subsequent payment tieout purposes

Project Spend as of 01/03/2014, Cash Payments in January								
Canada Co & Property Co	Cash Payment Summary			Contract Payment Summary			**Cash Due from/(to) Property Co**	
	Life to Date ("LTD") Total RP Spend	Prior Month LTD Cash Paid	Cash Paid in Current Month	LTD Cash Paid	Prior Month LTD Contractor Pmts	Contractor Pmts in Current Month		LTD Contractor Payments
\$6,245,690.25	(2,176,113.47)	-	(2,176,113.47)	(3,900,019.32)	-	(3,900,019.32)	169,557.46	
\$10,473,551.57	(9,538,796.98)	-	(9,538,796.98)	(934,611.04)	-	(934,611.04)	143.55	
\$8,154,888.13	(8,090,827.06)	-	(8,090,827.06)	(63,917.52)	-	(63,917.52)	143.55	
\$6,813,119.80	(6,473,685.75)	-	(6,473,685.75)	(339,290.50)	-	(339,290.50)	143.55	
\$10,551,305.05	(10,368,903.20)	-	(10,368,903.20)	(199,203.40)	-	(199,203.40)	(16,801.55)	
\$7,683,939.25	(5,814,767.47)	-	(5,814,767.47)	(1,869,028.23)	-	(1,869,028.23)	143.56	
\$12,979,580.08	(12,057,452.11)	-	(12,057,452.11)	(921,984.42)	-	(921,984.42)	143.55	
\$11,607,350.67	(6,679,254.39)	-	(6,679,254.39)	(5,288,991.91)	-	(5,288,991.91)	(360,895.63)	
\$8,243,862.61	(7,979,788.18)	-	(7,979,788.18)	(263,930.88)	-	(263,930.88)	143.55	
\$8,269,559.97	(5,877,088.12)	-	(5,877,088.12)	(2,392,328.30)	-	(2,392,328.30)	143.55	
\$8,504,447.50	(7,457,781.86)	-	(7,457,781.86)	(1,046,522.09)	-	(1,046,522.09)	143.55	
\$10,716,246.94	(8,249,039.58)	-	(8,249,039.58)	(2,545,180.53)	-	(2,545,180.53)	(77,973.17)	
\$9,331,688.87	(8,685,427.14)	-	(8,685,427.14)	(646,118.18)	-	(646,118.18)	143.55	
\$14,261,606.35	-	-	-	-	-	-	14,261,606.35	
\$9,310,683.33	(8,796,709.60)	-	(8,796,709.60)	(463,041.23)	-	(463,041.23)	50,932.51	
\$12,006,542.83	(8,634,366.78)	-	(8,634,366.78)	(3,372,538.48)	-	(3,372,538.48)	(362.43)	
\$22,081,088.29	(17,212,334.59)	-	(17,212,334.59)	(4,849,171.41)	-	(4,849,171.41)	19,582.29	
\$8,217,025.35	(3,669,063.82)	-	(3,669,063.82)	(4,547,817.98)	-	(4,547,817.98)	143.55	
\$13,091,502.79	(6,465,469.40)	-	(6,465,469.40)	(6,691,739.46)	-	(6,691,739.46)	(65,706.07)	
\$8,005,855.47	(7,650,963.76)	-	(7,650,963.76)	(354,748.16)	-	(354,748.16)	143.55	
\$12,392,229.84	(9,833,273.11)	-	(9,833,273.11)	(2,558,813.18)	-	(2,558,813.18)	143.55	
\$7,926,222.46	(7,853,953.46)	-	(7,853,953.46)	(68,667.95)	-	(68,667.95)	3,601.05	
\$25,794,579.22	(21,828,263.53)	-	(21,828,263.53)	(4,844,239.36)	-	(4,844,239.36)	(877,923.67)	
\$9,685,191.34	(7,786,342.59)	-	(7,786,342.59)	(2,364,992.04)	-	(2,364,992.04)	(466,143.29)	
\$7,734,625.75	(7,699,434.05)	-	(7,699,434.05)	(31,878.15)	-	(31,878.15)	3,313.55	
\$6,885,097.92	(3,846,073.65)	-	(3,846,073.65)	(3,038,880.72)	-	(3,038,880.72)	143.55	
\$48,962,952.57	-	-	-	(5,308,261.70)	-	(5,308,261.70)	43,654,690.87	
\$7,363,355.10	(7,217,153.63)	-	(7,217,153.63)	(146,057.92)	-	(146,057.92)	143.55	
\$10,537,603.69	(7,648,780.41)	-	(7,648,780.41)	(2,888,679.73)	-	(2,888,679.73)	143.55	
\$11,338,045.66	(6,558,946.27)	-	(6,558,946.27)	(4,778,955.84)	-	(4,778,955.84)	143.55	
\$7,549,605.29	(4,010,325.96)	-	(4,010,325.96)	(3,539,641.76)	-	(3,539,641.76)	(362.43)	
\$14,102,927.26	(11,164,156.01)	-	(11,164,156.01)	(2,906,482.81)	-	(2,906,482.81)	32,288.44	
\$15,487,777.13	(7,800,349.40)	-	(7,800,349.40)	(7,956,771.77)	-	(7,956,771.77)	(269,344.04)	
\$14,101,407.22	(7,664,703.75)	-	(7,664,703.75)	(7,800,097.17)	-	(7,800,097.17)	(1,363,393.70)	
\$11,810,748.27	(10,587,594.97)	-	(10,587,594.97)	(1,215,765.50)	-	(1,215,765.50)	7,387.80	
\$7,485,611.22	(5,266,661.59)	-	(5,266,661.59)	(2,219,312.06)	-	(2,219,312.06)	(362.43)	
\$17,483,758.66	(5,439,663.35)	-	(5,439,663.35)	(12,044,457.73)	-	(12,044,457.73)	(362.42)	
\$7,774,821.44	(7,743,670.79)	-	(7,743,670.79)	(29,567.10)	-	(29,567.10)	1,583.55	
\$10,300,294.38	(10,298,813.15)	-	(10,298,813.15)	(202,246.11)	-	(202,246.11)	(200,764.88)	
\$16,326,206.13	(8,762,613.63)	-	(8,762,613.63)	(8,114,748.35)	-	(8,114,748.35)	(551,155.85)	
\$7,229,354.61	(3,805,112.14)	-	(3,805,112.14)	(3,807,638.99)	-	(3,807,638.99)	(383,396.52)	
\$9,380,301.33	(6,493,407.57)	-	(6,493,407.57)	(2,886,750.21)	-	(2,886,750.21)	143.55	
\$9,683,570.45	(9,409,288.36)	-	(9,409,288.36)	(274,138.54)	-	(274,138.54)	143.55	
\$7,273,575.48	(6,332,502.93)	-	(6,332,502.93)	(984,432.15)	-	(984,432.15)	(43,359.60)	
\$15,387,186.59	(8,082,779.03)	-	(8,082,779.03)	(8,058,087.26)	-	(8,058,087.26)	(753,679.70)	
\$19,690,435.85	(14,976,645.63)	-	(14,976,645.63)	(4,712,311.52)	-	(4,712,311.52)	1,478.70	
\$10,973,761.65	(10,544,163.61)	-	(10,544,163.61)	(429,454.49)	-	(429,454.49)	143.56	
\$13,456,514.40	(8,382,665.36)	-	(8,382,665.36)	(5,073,705.49)	-	(5,073,705.49)	143.55	
\$9,131,257.35	(8,578,836.08)	-	(8,578,836.08)	(731,074.57)	-	(731,074.57)	(178,653.30)	
\$9,434,711.72	(6,074,944.74)	-	(6,074,944.74)	(3,253,434.14)	-	(3,253,434.14)	106,332.84	
\$15,542,247.34	(14,517,746.58)	-	(14,517,746.58)	(1,027,315.53)	-	(1,027,315.53)	(2,814.77)	
\$7,456,697.28	(3,674,106.14)	-	(3,674,106.14)	(4,347,358.41)	-	(4,347,358.41)	(564,767.27)	
\$9,086,265.83	(8,015,745.65)	-	(8,015,745.65)	(971,682.13)	-	(971,682.13)	98,838.05	
\$6,946,936.81	(6,598,961.46)	-	(6,598,961.46)	(347,831.80)	-	(347,831.80)	143.55	
\$11,137,054.79	(10,394,395.83)	-	(10,394,395.83)	(739,491.41)	-	(739,491.41)	3,167.55	
\$9,062,192.20	(8,503,125.29)	-	(8,503,125.29)	(558,923.36)	-	(558,923.36)	143.55	
\$15,323,268.38	(4,423,915.07)	-	(4,423,915.07)	(11,421,041.53)	-	(11,421,041.53)	(521,688.22)	
\$14,668,668.66	(9,905,931.02)	-	(9,905,931.02)	(4,763,100.07)	-	(4,763,100.07)	(362.43)	
\$18,380,790.48	(17,243,623.74)	-	(17,243,623.74)	(1,699,771.18)	-	(1,699,771.18)	(562,604.43)	
\$11,188,586.56	(9,917,959.32)	-	(9,917,959.32)	(1,328,367.14)	-	(1,328,367.14)	(57,739.90)	
\$8,090,225.30	(5,407,331.58)	-	(5,407,331.58)	(2,682,750.17)	-	(2,682,750.17)	143.55	
\$10,823,808.86	(8,365,846.38)	-	(8,365,846.38)	(2,457,818.93)	-	(2,457,818.93)	143.55	
\$8,032,675.43	(6,249,058.82)	-	(6,249,058.82)	(1,783,979.04)	-	(1,783,979.04)	(362.43)	
\$11,938,605.37	(2,654,819.69)	-	(2,654,819.69)	(8,811,730.60)	-	(8,811,730.60)	472,055.08	
\$13,440,241.37	(5,710,499.93)	-	(5,710,499.93)	(7,816,094.81)	-	(7,816,094.81)	(86,353.37)	
\$8,534,701.69	(8,280,352.18)	-	(8,280,352.18)	(253,605.96)	-	(253,605.96)	743.55	
\$16,997,896.79	(12,741,048.70)	-	(12,741,048.70)	(2,696,125.54)	-	(2,696,125.54)	1,560,722.55	
\$937,123.63	-	-	-	-	-	-	937,123.63	
\$10,536,501.76	(9,608,281.37)	-	(9,608,281.37)	(1,226,798.73)	-	(1,226,798.73)	(298,578.34)	
\$23,110,429.03	(7,151,689.54)	-	(7,151,689.54)	(18,058,403.00)	-	(18,058,403.00)	(2,099,663.51)	
\$8,299,047.50	(7,464,787.47)	-	(7,464,787.47)	(1,033,907.96)	-	(1,033,907.96)	(199,647.93)	
\$11,474,266.61	(10,436,875.78)	-	(10,436,875.78)	(1,068,526.08)	-	(1,068,526.08)	(31,135.25)	
\$12,793,496.47	(8,265,335.60)	-	(8,265,335.60)	(4,526,342.92)	-	(4,526,342.92)	1,817.95	
\$13,297,604.92	(11,936,297.32)	-	(11,936,297.32)	(1,361,164.05)	-	(1,361,164.05)	143.55	
\$10,014,465.11	(9,371,581.38)	-	(9,371,581.38)	(671,136.82)	-	(671,136.82)	(28,253.09)	
\$8,261,500.43	(8,169,310.20)	-	(8,169,310.20)	(92,046.68)	-	(92,046.68)	143.55	
\$7,606,348.64	(6,758,128.76)	-	(6,758,128.76)	(1,149,358.52)	-	(1,149,358.52)	(301,138.64)	
\$7,458,406.40	(5,784,097.06)	-	(5,784,097.06)	(1,674,671.77)	-	(1,674,671.77)	(362.43)	
\$14,835,566.23	(13,751,202.64)	-	(13,751,202.64)	(1,084,220.04)	-	(1,084,220.04)	143.55	
\$6,878,997.11	(4,643,077.31)	-	(4,643,077.31)	(2,356,460.51)	-	(2,356,460.51)	(120,540.71)	
\$12,677,406.63	(6,931,020.59)	-	(6,931,020.59)	(6,279,251.65)	-	(6,279,251.65)	(532,865.61)	
\$11,650,165.87	(8,752,420.19)	-	(8,752,420.19)	(2,888,802.02)	-	(2,888,802.02)	8,943.66	
\$10,718,560.09	(10,416,794.55)	-	(10,416,794.55)	(301,621.99)	-	(301,621.99)	143.55	
\$9,700,454.74	(4,801,812.67)	-	(4,801,812.67)	(4,898,498.52)	-	(4,898,498.52)	143.55	
\$12,846,401.25	(7,493,030.00)	-	(7,493,030.00)	(5,218,955.97)	-	(5,218,955.97)	134,415.28	
\$11,381,417.34	(4,845,740.67)	-	(4,845,740.67)	(6,532,117.96)	-	(6,532,117.96)	3,558.71	
\$9,438,708.82	(6,062,179.03)	-	(6,062,179.03)	(3,376,892.22)	-	(3,376,892.22)	(362.43)	
\$9,293,132.14	(9,151,235.16)	-	(9,151,235.16)	(140,415.75)	-	(140,415.75)	1,481.23	
\$695,748.25	(694,662.94)	-	(694,662.94)	-	-	-	1,085.31	
\$7,205,193.39	(6,913,197.81)	-	(6,913,197.81)	(204,626.40)	-	(204,626.40)	87,369.18	
\$9,573,718.50	(5,866,978.17)	-	(5,866,978.17)	(4,199,166.88)	-	(4,199,166.88)	(492,426.55)	
\$8,245,130.43	(7,181,666.25)	-	(7,181,666.25)	(1,063,023.13)	-	(1,063,023.13)	441.05	
\$197,927.47	(197,927.47)	-	(197,927.47)	-	-	-	(0.00)	
\$16,199,363.46	(6,329,131.53)	-	(6,329,131.53)	(10,424,060.87)	-	(10,424,060.87)	(553,828.94)	
\$14,669,248.82	(13,938,892.40)	-	(13,938,892.40)	(1,197,574.40)	-	(1,197,574.40)	(467,217.98)	
\$8,341,620.14	(7,424,897.74)	-	(7,424,897.74)	(946,762.39)	-	(946,762.39)	(30,039.99)	

FY 2014 RP Payment Rollforward - All Prop LLC payment activity

Included as a memo only in note for subsequent payment tieout purposes

\$16,122,604.02	(6,539,575.07)	-	(6,539,575.07)	(9,556,347.24)	-	(9,556,347.24)	26,681.71
\$10,187,699.06	(6,370,618.50)	-	(6,370,618.50)	(3,817,442.99)	-	(3,817,442.99)	(362.43)
\$9,711,352.19	(7,636,507.63)	-	(7,636,507.63)	(2,061,611.50)	-	(2,061,611.50)	13,233.06
\$14,317,402.59	(9,735,690.10)	-	(9,735,690.10)	(4,445,867.92)	-	(4,445,867.92)	135,844.57
\$11,128,492.09	(8,936,350.76)	-	(8,936,350.76)	(2,191,997.78)	-	(2,191,997.78)	143.56
\$12,244,603.33	(12,244,459.78)	-	(12,244,459.78)	-	-	-	143.55
\$19,312,312.91	(7,225,974.72)	-	(7,225,974.72)	(12,447,997.20)	-	(12,447,997.20)	(361,659.01)
\$7,294,432.32	(5,884,737.44)	-	(5,884,737.44)	(1,182,176.52)	-	(1,182,176.52)	227,518.36
\$12,426,060.88	(8,793,604.61)	-	(8,793,604.61)	(4,052,785.60)	-	(4,052,785.60)	(420,329.33)
\$10,385,858.94	(8,160,313.62)	-	(8,160,313.62)	(2,251,595.79)	-	(2,251,595.79)	(26,050.47)
\$10,267,916.63	(9,854,998.87)	-	(9,854,998.87)	(400,763.60)	-	(400,763.60)	12,154.16
\$10,122,199.04	(6,305,014.08)	-	(6,305,014.08)	(3,800,141.76)	-	(3,800,141.76)	17,043.20
\$12,362,134.97	(12,031,577.35)	-	(12,031,577.35)	(513,046.66)	-	(513,046.66)	(182,489.04)
\$8,252,795.91	(4,382,341.86)	-	(4,382,341.86)	(3,735,789.48)	-	(3,735,789.48)	134,664.57
\$9,683,427.38	-	-	-	-	-	-	9,683,427.38
\$9,316,019.58	(5,448,583.61)	-	(5,448,583.61)	(3,849,493.96)	-	(3,849,493.96)	17,942.02
\$9,511,388.17	(7,056,158.13)	-	(7,056,158.13)	(2,548,660.81)	-	(2,548,660.81)	(93,430.77)
\$8,523,300.88	(8,499,057.10)	-	(8,499,057.10)	(24,100.23)	-	(24,100.23)	143.55
\$7,226,675.92	(7,098,651.33)	-	(7,098,651.33)	(127,881.04)	-	(127,881.04)	143.55
\$6,855,359.25	(6,759,257.88)	-	(6,759,257.88)	(95,957.82)	-	(95,957.82)	143.55
\$10,513,215.87	(8,556,510.06)	-	(8,556,510.06)	(1,956,562.26)	-	(1,956,562.26)	143.55
\$10,917,678.53	(6,947,905.32)	-	(6,947,905.32)	(3,967,972.04)	-	(3,967,972.04)	1,801.17
\$11,053,026.18	(6,672,070.13)	-	(6,672,070.13)	(4,380,812.50)	-	(4,380,812.50)	143.55
\$7,372,757.41	(7,276,189.86)	-	(7,276,189.86)	-	-	-	96,567.55
\$11,679,350.30	(11,544,160.56)	-	(11,544,160.56)	(133,614.87)	-	(133,614.87)	1,574.87
\$7,182,867.26	(6,808,639.66)	-	(6,808,639.66)	(374,084.05)	-	(374,084.05)	143.55
\$7,066,393.71	(6,871,551.12)	-	(6,871,551.12)	(194,699.04)	-	(194,699.04)	143.55
\$11,396,782.51	(10,574,349.74)	-	(10,574,349.74)	(822,289.22)	-	(822,289.22)	143.55
\$9,734,526.30	(6,326,624.16)	-	(6,326,624.16)	(3,935,967.58)	-	(3,935,967.58)	(528,065.44)
\$7,171,990.06	(5,090,200.87)	-	(5,090,200.87)	(2,082,151.62)	-	(2,082,151.62)	(362.43)
\$11,255,212.44	(7,755,113.49)	-	(7,755,113.49)	(3,499,955.40)	-	(3,499,955.40)	143.55
\$7,271,104.67	(7,270,961.12)	-	(7,270,961.12)	(414,321.91)	-	(414,321.91)	(414,178.36)
\$11,668,233.75	(6,592,698.32)	-	(6,592,698.32)	(5,217,819.04)	-	(5,217,819.04)	(142,283.61)
\$12,378,097.58	(12,017,695.52)	-	(12,017,695.52)	(1,153,011.02)	-	(1,153,011.02)	(792,608.96)
\$15,875,125.31	(12,534,413.60)	-	(12,534,413.60)	(3,288,635.26)	-	(3,288,635.26)	52,076.45
\$8,256,735.43	(7,626,770.18)	-	(7,626,770.18)	(629,821.70)	-	(629,821.70)	143.55
\$13,902,078.63	(7,743,444.46)	-	(7,743,444.46)	(6,158,996.60)	-	(6,158,996.60)	(362.43)
\$12,539,842.43	(10,387,551.42)	-	(10,387,551.42)	(2,152,147.46)	-	(2,152,147.46)	143.55
\$30,659,229.50	(27,492,524.15)	-	(27,492,524.15)	(3,676,030.56)	-	(3,676,030.56)	(509,325.21)
\$7,816.37	-	-	-	-	-	-	7,816.37
\$25,120,474.48	(15,024,895.18)	-	(15,024,895.18)	(10,574,885.32)	-	(10,574,885.32)	(479,306.02)
\$4,827.50	-	-	-	-	-	-	4,827.50
\$26,260,321.02	(14,188,593.00)	-	(14,188,593.00)	(12,524,138.79)	-	(12,524,138.79)	(452,410.76)
\$143,891.58	-	-	-	-	-	-	143,891.58
-	-	-	-	-	-	-	-
-	-	-	-	-	-	-	-
-	-	-	-	-	-	-	-
-	-	-	-	-	-	-	-
\$45,993.55	(45,656.55)	-	(45,656.55)	-	-	-	337.00
1,558,951,687.83	(1,100,827,661.80)	-	(1,100,827,661.80)	(402,883,096.33)	-	(402,883,096.33)	55,240,929.70
1,484,950,042.45	-	-	-	-	-	(13,452,453.98)	currently a
50,056,611.65	-	-	-	-	-	44,748,349.95	Not Availat
23,945,033.73	-	-	-	-	-	23,945,033.73	Will not ser

**PropCo Land Payment Details**

**L1**

**Land Purchased:**

212-00134-7004/110112A1	6,094,571.87	Paid by PropCo in December FY13
212-00137-7006/110112A1	<u>8,380,451.45</u>	Paid by PropCo in December FY13
Total Land	<u>14,475,023.32</u>	<b>N2, RF22</b>

WBS Elements	description	Costs: Plan	Costs: Actl	CSI	Category	ProjectDef	Amount	
212-00137-7006-064100	LAND PURCHASE COST	8372000	8380451	064100	Real	212-00137-7006	8,380,451.45	Land Purchase
212-00134-7004-064100	LAND PURCHASE COST	8372000	8380451	064100	Real	212-00134-7004	6,094,571.87	Land Purchase

This activity represents land payments for locations 7004 and 7006 that were paid for by Prop LP during December 2013. As CanCo retains all legal title to land, these payments for land have been excluded from the transfer to Prop LLC and is a Prop LP receivable from CanCo.





Note: Use APC FY start for values as of 1/9/14, no assets placed in service from 1/9/14-2/1/14 (FY start)

Table with columns: Asset, Capitalized on, Asset description, Currency, APC FY start, Acquisition, Retirement, Transfer, Current APC, Dep. FY start, Dep. for year, Accum. dep., Bk.val.FY.strt, Curr.bk.val., Site, Cost Center, Balance sheet Item, Acquisito sheet Item, Asset Class, and production costs. It contains multiple rows of asset data.

Note: Use APC FY start for values as of 1/9/14, no assets placed in service from 1/9/14-2/1/14 (FY start)

Asset	Capitalized on	Asset description	Currency	APC FY start	Acquisition	Retirement	Transfer	Current APC	Dep. FY start	Dep. for year	Accumul. dep.	Bk.val.FY.strt	Curr.bk.val.	Site	Cost Center	Balance sheet item	Acquisito sheet item	Asset Class
200005493	5/22/2013	110211E0	CAD	13,187.50	-	-	-	13,187.50	(591.75)	(837.74)	(1,429.49)	12,595.75	11,758.01	3614	26103623	35	1102119	110211E0
200005501	5/22/2013	110211E0	CAD	889,181.80	10,397.77	-	-	899,579.57	(39,899.18)	(56,970.27)	(96,869.45)	849,282.62	802,710.12	3623	26103623	35	1102119	110211E0
200005502	5/22/2013	110211E0	CAD	5,108.83	-	-	-	5,108.83	(229.24)	(324.54)	(533.78)	4,879.59	4,555.05	3623	26103623	35	1102119	110211E0
200005510	5/22/2013	110211E0	CAD	496,438.30	3,772.39	-	-	500,210.69	(31,712.38)	(47,162.22)	(53,988.46)	474,162.22	446,222.23	3630	26103630	35	1102119	110211E0
200005511	5/22/2013	110211E0	CAD	40.21	-	-	-	40.21	(1.80)	(2.55)	(4.35)	38.41	35.86	3630	26103630	35	1102119	110211E0
200005520	5/22/2013	110211E0	CAD	253,820.58	2,543.17	-	-	256,363.75	(11,389.39)	(16,274.57)	(27,663.96)	242,431.19	228,699.79	3642	26103642	35	1102119	110211E0
200005528	5/22/2013	110211E0	CAD	109.46	-	-	-	109.46	(4.91)	(6.95)	(11.86)	104.55	97.60	3642	26103642	35	1102119	110211E0
200005529	5/22/2013	110211E0	CAD	467,995.18	3,335.89	-	-	471,331.07	(20,999.78)	(29,898.10)	(50,897.88)	446,995.40	420,433.19	3645	26103645	35	1102119	110211E0
200005537	5/22/2013	110211E0	CAD	444.76	-	-	-	444.76	(19.96)	(28.26)	(48.22)	424.80	396.54	3645	26103645	35	1102119	110211E0
200005538	5/22/2013	110211E0	CAD	366,222.43	21,949.90	-	-	388,172.33	(16,433.06)	(24,356.94)	(40,790.00)	349,789.37	347,382.33	3670	26103670	35	1102119	110211E0
200005546	5/22/2013	110211E0	CAD	765.17	-	-	-	765.17	(34.33)	(48.61)	(82.94)	730.84	682.23	3670	26103670	35	1102119	110211E0
200005547	5/22/2013	110211E0	CAD	901,935.06	11,697.91	-	-	913,632.97	(40,471.45)	(57,904.02)	(98,375.47)	861,463.61	815,257.50	3671	26103671	35	1102119	110211E0
200005549	5/22/2013	110211E0	CAD	6,044.00	-	-	-	6,044.00	(271.21)	(383.94)	(655.15)	5,772.79	5,388.85	3671	26103671	35	1102119	110211E0
200005621	5/22/2013	110211E0	CAD	127,423.55	472.65	-	-	127,896.20	(5,717.72)	(8,117.57)	(13,835.29)	121,705.83	114,060.91	3695	26103695	35	1102119	110211E0
200005655	5/22/2013	110211E0	CAD	117.12	-	-	-	117.12	(5.26)	(7.44)	(12.70)	111.86	104.42	3695	26103695	35	1102119	110211E0
200005656	5/22/2013	110211E0	CAD	411,760.10	2,756.29	-	-	414,518.39	(18,476.41)	(26,311.58)	(44,787.99)	393,283.69	369,730.40	3698	26103698	35	1102119	110211E0
200005657	5/22/2013	110211E0	CAD	890.84	-	-	-	890.84	(39.97)	(56.59)	(96.56)	850.87	794.28	3698	26103698	35	1102119	110211E0
200005658	5/22/2013	110211E0	CAD	1,797,106.23	51,975.61	-	-	1,849,081.84	(80,639.38)	(117,657.93)	(198,297.31)	1,716,466.85	1,650,784.53	3728	26103728	35	1102119	110211E0
200005659	5/22/2013	110211E0	CAD	1,543.40	-	-	-	1,543.40	(69.26)	(98.05)	(167.31)	1,474.14	1,376.09	3728	26103728	35	1102119	110211E0
200005673	5/22/2013	110211E0	CAD	445,552.24	27,295.75	-	-	472,847.99	(19,992.73)	(29,862.37)	(49,855.10)	425,559.51	422,992.89	3754	26103754	35	1102119	110211E0
200005674	5/22/2013	110211E0	CAD	1,955.82	-	-	-	1,955.82	(87.76)	(124.24)	(212.00)	1,868.06	1,743.82	3754	26103754	35	1102119	110211E0
200005682	5/22/2013	110211E0	CAD	618,510.15	3,272.01	-	-	621,782.16	(27,753.66)	(39,516.44)	(67,270.10)	590,756.49	554,512.06	3766	26103766	35	1102119	110211E0
200005683	5/22/2013	110211E0	CAD	173.06	-	-	-	173.06	(7.77)	(10.99)	(18.76)	165.29	154.30	3766	26103766	35	1102119	110211E0
200005680	5/22/2013	110211E0	CAD	390,023.78	16,475.06	-	-	406,498.84	(17,501.07)	(25,858.37)	(43,359.44)	372,527.71	363,139.40	7001	26103700	35	1102119	110211E0
200005681	5/22/2013	110211E0	CAD	10,883.83	-	-	-	10,883.83	(488.38)	(691.39)	(1,179.77)	10,395.45	9,704.06	7001	26103700	35	1102119	110211E0
200005832	5/22/2013	110211E0	CAD	287,265.72	1,632.15	-	-	288,897.87	(9,575.52)	(18,363.31)	(27,938.83)	277,690.20	260,959.04	3511	26103511	35	1102119	110211E0
200005833	5/22/2013	110211E0	CAD	925.88	-	-	-	925.88	(30.86)	(58.85)	(89.71)	895.02	836.17	3511	26103511	35	1102119	110211E0
200005849	5/22/2013	110211E0	CAD	379,820.08	7,132.15	-	-	386,952.23	(12,660.67)	(24,609.57)	(37,270.24)	367,159.41	349,681.99	3522	26103522	35	1102119	110211E0
200005850	5/22/2013	110211E0	CAD	2,788.76	-	-	-	2,788.76	(92.96)	(177.24)	(270.20)	2,695.80	2,518.56	3522	26103522	35	1102119	110211E0
200005866	5/22/2013	110211E0	CAD	503,835.62	17,032.64	-	-	520,868.26	(16,794.52)	(24,609.57)	(48,508.57)	487,041.10	472,122.18	3576	26103576	35	1102119	110211E0
200005867	5/22/2013	110211E0	CAD	135.28	-	-	-	135.28	(4.51)	(6.59)	(13.10)	130.77	122.18	3576	26103576	35	1102119	110211E0
200005883	5/22/2013	110211E0	CAD	60,265.42	1,509.72	-	-	61,775.14	(2,008.85)	(3,878.94)	(5,887.79)	58,256.57	55,887.35	3582	26103582	35	1102119	110211E0
200005884	5/22/2013	110211E0	CAD	77.35	-	-	-	77.35	(2.58)	(4.92)	(7.50)	74.77	69.85	3582	26103582	35	1102119	110211E0
200005879	5/22/2013	110211E0	CAD	435,283.88	1,546.06	-	-	436,829.94	(14,509.46)	(27,750.56)	(42,260.02)	420,774.42	394,569.92	3634	26103634	35	1102119	110211E0
200005880	5/22/2013	110211E0	CAD	749.55	-	-	-	749.55	(24.92)	(47.64)	(72.63)	724.56	676.92	3634	26103634	35	1102119	110211E0
200005896	5/22/2013	110211E0	CAD	545,466.50	7,555.56	-	-	563,022.06	(18,182.22)	(39,333.74)	(57,516.92)	537,284.28	511,005.14	3652	26103652	35	1102119	110211E0
200005897	5/22/2013	110211E0	CAD	1,043.07	-	-	-	1,043.07	(34.77)	(66.29)	(101.06)	1,008.30	942.01	3652	26103652	35	1102119	110211E0
200005713	5/22/2013	110211E0	CAD	88,168.48	-	-	-	88,168.48	(2,938.95)	(5,603.38)	(8,542.33)	85,229.53	79,626.15	3657	26103657	35	1102119	110211E0
200005714	5/22/2013	110211E0	CAD	263.11	-	-	-	263.11	(8.44)	(16.09)	(24.53)	244.67	228.58	3657	26103657	35	1102119	110211E0
200005730	5/22/2013	110211E0	CAD	370,302.74	2,683.62	-	-	372,986.36	(12,343.42)	(23,700.07)	(36,043.49)	357,959.32	336,942.87	3687	26103687	35	1102119	110211E0
200005731	5/22/2013	110211E0	CAD	2,282.42	-	-	-	2,282.42	(76.08)	(145.06)	(221.14)	2,206.34	2,061.28	3687	26103687	35	1102119	110211E0
200005747	5/22/2013	110211E0	CAD	151,805.28	2,500.00	-	-	154,305.28	(5,060.18)	(9,728.65)	(14,788.83)	146,745.10	139,516.45	3725	26103725	35	1102119	110211E0
200005748	5/22/2013	110211E0	CAD	215.60	-	-	-	215.60	(13.70)	(20.89)	(28.89)	208.41	194.71	3725	26103725	35	1102119	110211E0
200005764	5/22/2013	110211E0	CAD	179,598.91	231,502.31	-	-	411,262.12	(5,991.99)	(17,397.74)	(30,556.05)	417,678.82	374,706.07	3731	26103731	35	1102119	110211E0
200005765	5/22/2013	110211E0	CAD	147.90	-	-	-	147.90	(4.93)	(9.40)	(14.33)	142.97	133.57	3731	26103731	35	1102119	110211E0
200005799	5/22/2013	110211E0	CAD	361,836.71	1,592.63	-	-	363,429.34	(12,061.22)	(23,102.06)	(35,163.28)	349,775.49	328,266.06	3746	26103746	35	1102119	110211E0
200005815	5/22/2013	110211E0	CAD	403.24	-	-	-	403.24	(13.44)	(25.62)	(39.06)	389.80	364.18	3746	26103746	35	1102119	110211E0
200005816	5/22/2013	110211E0	CAD	512,940.59	1,592.63	-	-	514,533.22	(17,098.02)	(32,709.10)	(49,807.12)	495,842.57	464,726.10	3764	26103764	35	1102119	110211E0
200005781	5/22/2013	110211E0	CAD	281.17	-	-	-	281.17	(17.87)	(27.44)	(37.44)	271.80	253.93	3764	26103764	35	1102119	110211E0
200005782	5/22/2013	110211E0	CAD	133,685.79	9,423.71	-	-	143,109.50	(4,456.19)	(8,919.25)	(13,375.44)	129,229.60	129,734.06	3769	26103769	35	1102119	110211E0
200005653	5/22/2013	110211E0	CAD	203.53	-	-	-	203.53	(6.78)	(12.94)	(19.72)	196.75	183.81	3769	26103769	35	1102119	110211E0
200006054	5/22/2013	110211E0	CAD	336,170.8														

Note: Use APC FY start for values as of 1/9/14, no assets placed in service from 1/9/14-2/1/14 (FY start)

Asset	Capitalized on	Asset description	Currency	APC FY start	Acquisition	Retirement	Transfer	Current APC	Dep. FY start	Dep. for year	Accumul. dep. and	Bk.val.FY.strt	Cost Center	Balance sheet item	Acquisito n.Acquis. and production costs	Asset Class
200006183	9/2/2013	212-00095-3576110211EO	CAD	414.14	-	-	-	414.14	(11.68)	(26.30)	(37.98)	402.46	26103516	35	1102119	110211EO
200006131	9/2/2013	212-00001-35300110211EO	CAD	215,251.28	(6,071.19)	-	-	215,251.28	(13,673.88)	(13,673.88)	(19,745.07)	209,180.09	26103530	35	1102119	110211EO
200006132	9/2/2013	212-00001-35300110211EO	CAD	56.25	(1.59)	-	-	56.25	(3.57)	(3.57)	(5.16)	54.66	26103530	35	1102119	110211EO
200006216	9/2/2013	212-00098-3550110211EO	CAD	103,319.32	(2,914.13)	-	-	113,399.22	(7,408.86)	(7,408.86)	(10,322.99)	100,405.19	26103550	35	1102119	110211EO
200006217	9/2/2013	212-00098-3550110211EO	CAD	324.05	(9.14)	-	-	324.05	(20.58)	(20.58)	(29.72)	314.91	26103550	35	1102119	110211EO
200006233	9/2/2013	212-00099-35520110211EO	CAD	1,124,547.97	(31,718.02)	-	-	1,150,268.22	(73,274.36)	(73,274.36)	(104,902.38)	1,092,829.95	26103552	35	1102119	110211EO
200006234	9/2/2013	212-00099-35520110211EO	CAD	8,317.47	(234.60)	-	-	8,317.47	(528.37)	(528.37)	(762.97)	8,082.87	26103552	35	1102119	110211EO
200006250	9/2/2013	212-00101-35660110211EO	CAD	135,939.53	(8,834.19)	-	-	136,813.88	(8,707.94)	(8,707.94)	(12,542.13)	132,105.34	26103566	35	1102119	110211EO
200006251	9/2/2013	212-00102-35750110211EO	CAD	389.70	(10.99)	-	-	389.70	(24.76)	(24.76)	(35.75)	378.71	26103566	35	1102119	110211EO
200006267	9/2/2013	212-00102-35750110211EO	CAD	271,322.85	(7,652.70)	-	-	271,322.85	(17,235.83)	(17,235.83)	(24,888.53)	263,670.15	26103575	35	1102119	110211EO
200006268	9/2/2013	212-00102-35750110211EO	CAD	978.08	(27.59)	-	-	978.08	(62.13)	(62.13)	(89.72)	950.49	26103575	35	1102119	110211EO
200006284	9/2/2013	212-00103-35860110211EO	CAD	1,869,158.85	(52,719.87)	-	-	1,885,325.82	(120,093.20)	(120,093.20)	(172,813.07)	1,816,438.98	26103586	35	1102119	110211EO
200006285	9/2/2013	212-00103-35860110211EO	CAD	11,408.15	(321.77)	-	-	11,408.15	(724.70)	(724.70)	(1,046.47)	11,086.38	26103586	35	1102119	110211EO
200006301	9/2/2013	212-00105-35950110211EO	CAD	2,373,511.74	(66,945.20)	-	-	2,445,205.77	(157,403.70)	(157,403.70)	(224,348.90)	2,306,566.54	26103595	35	1102119	110211EO
200006302	9/2/2013	212-00105-35950110211EO	CAD	8,092.60	(228.25)	-	-	8,092.60	(514.09)	(514.09)	(742.34)	7,864.35	26103595	35	1102119	110211EO
200006316	9/2/2013	212-00106-36100110211EO	CAD	1,590,082.32	(43,720.27)	-	-	1,695,040.53	(111,019.33)	(111,019.33)	(154,739.60)	1,506,362.05	26103610	35	1102119	110211EO
200006319	9/2/2013	212-00106-36100110211EO	CAD	20,159.66	(568.61)	-	-	20,159.66	(1,280.65)	(1,280.65)	(1,849.26)	19,910.05	26103610	35	1102119	110211EO
200006148	9/2/2013	212-00075-36130110211EO	CAD	402,861.09	(8,373.92)	-	-	374,531.19	(11,362.75)	(11,362.75)	(35,102.67)	391,498.34	26103613	35	1102119	110211EO
200006149	9/2/2013	212-00075-36130110211EO	CAD	143.16	(4.04)	-	-	143.16	(9.10)	(9.10)	(13.14)	139.12	26103613	35	1102119	110211EO
200006335	9/2/2013	212-00107-36170110211EO	CAD	126,220.56	(3,560.07)	-	-	127,914.56	(8,162.39)	(8,162.39)	(11,722.46)	122,660.49	26103617	35	1102119	110211EO
200006336	9/2/2013	212-00107-36170110211EO	CAD	712.69	(20.10)	-	-	712.69	(65.38)	(65.38)	(86.37)	692.59	26103617	35	1102119	110211EO
200006352	9/2/2013	212-00108-36280110211EO	CAD	1,835,317.70	(51,765.37)	-	-	1,837,472.65	(116,806.85)	(116,806.85)	(168,572.22)	1,783,552.33	26103628	35	1102119	110211EO
200006353	9/2/2013	212-00108-36280110211EO	CAD	16,981.83	(478.97)	-	-	16,981.83	(1,078.78)	(1,078.78)	(1,557.75)	16,502.86	26103628	35	1102119	110211EO
200006369	9/2/2013	212-00109-36370110211EO	CAD	59,595.74	(1,675.38)	-	-	60,273.73	(3,843.73)	(3,843.73)	(5,519.11)	57,724.36	26103637	35	1102119	110211EO
200006370	9/2/2013	212-00109-36370110211EO	CAD	85.01	(2.40)	-	-	85.01	(5.40)	(5.40)	(7.80)	82.61	26103637	35	1102119	110211EO
200006386	9/2/2013	212-00110-36500110211EO	CAD	132,797.05	(3,745.56)	-	-	144,910.28	(9,423.80)	(9,423.80)	(13,169.36)	129,051.49	26103650	35	1102119	110211EO
200006387	9/2/2013	212-00110-36500110211EO	CAD	49.64	(1.40)	-	-	49.64	(3.15)	(3.15)	(4.55)	48.24	26103650	35	1102119	110211EO
200006403	9/2/2013	212-00111-36550110211EO	CAD	737,881.01	(20,812.03)	-	-	1,048,628.02	(72,936.91)	(72,936.91)	(93,748.94)	717,068.98	26103655	35	1102119	110211EO
200006404	9/2/2013	212-00111-36550110211EO	CAD	890.37	(25.11)	-	-	890.37	(66.56)	(66.56)	(81.67)	865.26	26103655	35	1102119	110211EO
200006420	9/2/2013	212-00112-36630110211EO	CAD	1,013,759.37	(28,593.21)	-	-	1,028,768.63	(65,449.75)	(65,449.75)	(94,042.96)	985,166.16	26103663	35	1102119	110211EO
200006421	9/2/2013	212-00112-36630110211EO	CAD	16,684.79	(470.60)	-	-	16,684.79	(1,059.90)	(1,059.90)	(1,530.50)	16,214.19	26103663	35	1102119	110211EO
200006437	9/2/2013	212-00113-36860110211EO	CAD	1,876,216.98	(52,919.00)	-	-	1,882,273.18	(119,632.13)	(119,632.13)	(172,551.13)	1,823,299.98	26103666	35	1102119	110211EO
200006438	9/2/2013	212-00113-36860110211EO	CAD	18,488.23	(521.46)	-	-	18,488.23	(1,174.47)	(1,174.47)	(1,695.93)	17,966.77	26103666	35	1102119	110211EO
200006454	9/2/2013	212-00114-36720110211EO	CAD	1,767,617.73	(49,855.88)	-	-	1,880,197.08	(121,699.98)	(121,699.98)	(171,555.86)	1,717,761.85	26103672	35	1102119	110211EO
200006455	9/2/2013	212-00114-36720110211EO	CAD	19,843.30	(559.68)	-	-	19,843.30	(1,260.55)	(1,260.55)	(1,820.23)	19,283.62	26103672	35	1102119	110211EO
200006471	9/2/2013	212-00115-36770110211EO	CAD	950,003.88	(26,794.98)	-	-	1,430,136.27	(82,455.17)	(82,455.17)	(109,250.15)	923,208.90	26103677	35	1102119	110211EO
200006472	9/2/2013	212-00115-36770110211EO	CAD	761.69	(21.48)	-	-	761.69	(48.38)	(48.38)	(69.86)	740.21	26103677	35	1102119	110211EO
200006488	9/2/2013	212-00116-36960110211EO	CAD	280,390.95	(7,908.46)	-	-	292,743.53	(7,908.46)	(7,908.46)	(18,848.74)	272,482.29	26103677	35	1102119	110211EO
200006489	9/2/2013	212-00116-36960110211EO	CAD	535.60	(15.11)	-	-	535.60	(34.03)	(34.03)	(49.14)	520.49	26103677	35	1102119	110211EO
200006505	9/2/2013	212-00117-36990110211EO	CAD	601,177.86	(16,956.92)	-	-	645,458.07	(41,913.74)	(41,913.74)	(58,870.04)	584,221.56	26103689	35	1102119	110211EO
200006506	9/2/2013	212-00117-36990110211EO	CAD	4,218.31	(118.98)	-	-	4,218.31	(267.96)	(267.96)	(386.94)	4,099.33	26103689	35	1102119	110211EO
200006522	9/2/2013	212-00118-37020110211EO	CAD	594,148.47	(16,758.03)	-	-	718,494.22	(48,185.00)	(48,185.00)	(64,943.03)	577,390.44	26103702	35	1102119	110211EO
200006523	9/2/2013	212-00118-37020110211EO	CAD	5,385.02	(151.89)	-	-	5,385.02	(342.08)	(342.08)	(493.97)	5,233.13	26103702	35	1102119	110211EO
200006165	9/2/2013	212-00083-37040110211EO	CAD	140,787.02	(3,970.92)	-	-	139,633.80	(8,865.60)	(8,865.60)	(12,836.52)	136,816.10	26103704	35	1102119	110211EO
200006166	9/2/2013	212-00083-37040110211EO	CAD	1,976.58	(55.75)	-	-	1,976.58	(125.56)	(125.56)	(181.31)	1,920.83	26103704	35	1102119	110211EO
200006539	9/2/2013	212-00119-37130110211EO	CAD	1,246,050.36	(35,145.01)	-	-	1,325,955.14	(85,752.31)	(85,752.31)	(120,897.32)	1,210,905.35	26103713	35	1102119	110211EO
200006540	9/2/2013	212-00119-37130110211EO	CAD	9,702.06	(273.65)	-	-	9,702.06	(616.33)	(616.33)	(889.98)	9,428.41	26103713	35	1102119	110211EO
200006556	9/2/2013	212-00120-37170110211EO	CAD	337,247.97	(7,502.81)	-	-	414,750.78	(9,512.12)	(9,512.12)	(37,433.75)	327,735.85	26103717	35	1102119	110211EO
200006557	9/2/2013	212-00120-37170110211EO	CAD	1,530.14	(43.16)	-	-	1,530.14	(97.20)	(97.20)	(140.36)	1,486.98	26103717	35	1102119	110211EO
200006573	9/2/2013	212-00122-37320110211EO	CAD	198,834.17	(5,400.00)	-	-	200,234.17	(12,722.50)	(12,722.50)	(18,330.64)	193,226.03	26103732	35	1102119	110211EO
200006574	9/2/2013	212-00122-37320110211EO	CAD	547.34	(15.44)	-	-	547.34	(34.77)	(34.77)	(50.21)	531.90	26103732	35	1102119	110211EO
200006590	9/2/2013	212-00123-37390110211EO	CAD	302,053.08	(8,519.45)	-	-	302,566.49	(19,226.91)	(19,226.91)	(27,746.36)	293,533.63	26103739	35	1102119	110211EO
200006591	9/2/2013	212-00123-37390110211EO	CAD	3,334.11	(94.04)	-	-	3,334.11	(211.81)	(211.81)	(305.85)	3,240.07</				

Note: Use APC FY start for values as of 1/9/14, no assets placed in service from 1/9/14-2/1/14 (FY start)

Asset	Capitalized on	Asset description	Currency	APC FY start	Acquisition	Retirement	Transfer	Current APC	Dep. FY start	Dep. for year	Accumul. dep.	Bk.val.FY strt	Curr.bk.val.	Site	Cost Center	Balance sheet item	Acquisitio n;Acquis. and production costs	Asset Class
200006860	6/12/2014	212-00134-7004/110211A4	CAD	-	11,208.86	-	7,944.72	19,153.58	-	(799.82)	(799.82)	-	18,353.76	3646	26103646	35	1102119	110211E0
200005899	6/12/2014	212-00134-7004/110211A4	CAD	-	481,413.52	-	4,607,809.88	5,089,233.40	-	(212,517.03)	(212,517.03)	-	4,876,706.37	7004	26107004	35	1102119	110211A4
200005901	6/12/2014	212-00134-7004/110211E0	CAD	-	79,249.13	-	54,281.32	133,530.45	-	(5,576.00)	(5,576.00)	-	127,954.45	7004	26107004	35	1102119	110211E0
200006086	6/12/2014	212-00137-7006/110211A4	CAD	-	1,663,623.30	-	3,281,835.17	4,945,458.47	-	(207,560.82)	(207,560.82)	-	4,737,897.65	7006	26107006	35	1102119	110211A4
200006087	6/12/2014	212-00137-7006/110211C0	CAD	-	-	-	-	-	-	-	-	-	-	7006	26107006	35	1102119	110211C0
200006088	6/12/2014	212-00137-7006/110211E0	CAD	-	55,722.23	-	10,748.81	66,471.04	-	(2,775.72)	(2,775.72)	-	63,695.32	7006	26107006	35	1102119	110211E0
200005900	7/5/2014	212-00134-7004/110211C0	CAD	-	-	-	-	-	-	-	-	-	-	7004	26107004	35	1102119	110211C0
200006891	8/28/2014	212-00129-3656/110211C0	CAD	-	190,332.04	-	4,791.63	195,123.67	-	(3,619.87)	(3,619.87)	-	191,503.80	3658	26103658	35	1102119	110211C0
200006892	8/28/2014	212-00129-3656/110211E0	CAD	-	907.88	-	-	907.88	-	(16.96)	(16.96)	-	890.92	3658	26103658	35	1102119	110211E0
200006900	8/28/2014	212-00131-3669/110211C0	CAD	-	651,765.82	-	1,579,087.49	2,230,853.31	-	(41,818.24)	(41,818.24)	-	2,189,035.07	3669	26103669	35	1102119	110211C0
200006901	8/28/2014	212-00131-3669/110211E0	CAD	-	69,697.56	-	29,788.94	99,486.50	-	(1,858.54)	(1,858.54)	-	97,627.96	3669	26103669	35	1102119	110211E0
200006690	8/28/2014	212-00138-7012/110211A4	CAD	-	14,797.04	-	-	14,797.04	-	(276.43)	(276.43)	-	14,520.61	7012	26107012	35	1102119	110211A4
200006692	8/28/2014	212-00138-7012/110211A3	CAD	-	4,132,645.30	-	160,254.50	4,292,899.80	-	(80,197.03)	(80,197.03)	-	4,212,702.77	7012	26107012	35	1102119	110211A3
200006693	8/28/2014	212-00138-7012/110211D0	CAD	-	49,480.63	-	1,617.18	51,097.81	-	(954.57)	(954.57)	-	50,143.24	7012	26107012	35	1102119	110211D0
200006866	1/3/2015	402-00004-3671/110211C0	CAD	-	135,530.10	-	3,480.88	135,530.10	-	-	-	-	135,530.10	3671	26103671	35	1102119	110211C0
200006832	1/14/2015	110211C0	CAD	-	1,515,161.26	-	-	1,515,161.26	-	-	-	-	1,515,161.26	3605	26103605	35	1102119	110211C0
200006533	1/14/2015	110211E0	CAD	-	22,455.51	-	-	22,455.51	-	-	-	-	22,455.51	3805	26103805	35	1102119	110211E0
Company Code 2001	Target C		CAD	1,254,295,127.17	340,519,587.51	-	85,543,406.32	1,480,358,121.00	(25,818,946.96)	(42,976,906.39)	(68,795,853.35)	1,228,476,180.21	1,411,562,267.65					
			CAD	1,254,295,127.17	340,519,587.51	-	85,543,406.32	1,480,358,121.00	(25,818,946.96)	(42,976,906.39)	(68,795,853.35)	1,228,476,180.21	1,411,562,267.65					

N2, RF22

Summary of Rent Payments to CanCo made by Prop LP

**Rent Summary - Cash, See GL Screenprints below**

7,879,033.00	Dec Rent in Nov, including taxes
7,898,330.61	Jan Rent in Dec, including taxes
7,827,444.79	Feb Rent in Jan, including taxes
<b>23,604,808.40</b>	<b>Total Rent and Taxes Paid</b>

**Cash Movements**

B31	7,879,033.00	12/4/2013
B31	7,879,033.00	12/4/2013
B31	7,159,056.41	12/4/2013
B32	687,685.99	1/30/2014 a
	<b>23,604,808.40</b>	<b>Total Cash Paid by Prop LP</b>

	Prop LP Rent	Prop LLC Rent	Pmts on Behalf
R2	7,096,899.25	-	Dec
R2	1,016,240.49	6,097,442.93	Jan
R2	-	7,052,034.33	Feb, a
	8,113,139.74	13,149,477.26	=
			13,149,477.26 *

\*Taxes were refunded back to Prop LP, so only base rent amount is considered payment on behalf of activity, increasing the Loan Facility Receivable from Prop LLC

**Data Entry View**

Document Number: 100000604    Company Code: 2006    Fiscal Year: 2013  
 Document Date: 11/15/2013    Posting Date: 11/15/2013    Period: 10  
 Reference: PROP CO., RENT    Cross-Comp.No.: 0106893005200113  
 Currency: CAD     TAXES EXIST    Ledger Group:

It...	Clmg doc.	PK S	Account	Description	WBS...	Amount	Curr.	Amount in LC	LC2 amount	Tax code	Assignment
1	40	1093110	QST PAID			143,345.99	CAD	143,345.99	137,055.16		
2	40	1093100	GST/HST PAID			638,787.76	CAD	638,787.76	610,754.14		
3	40	7062630	I/C LEASE EXPENSE			7,096,899.25	CAD	7,096,899.25	6,785,447.22		20131115
4	100000339	37	APINT2001	COMPANY TARGET CA...		7,879,033.00-	CAD	7,879,033.00-	7,533,256.52-	**	20131115
						<b>0.00</b>	<b>CAD</b>	<b>0.00</b>	<b>0.00</b>		

Summary of Rent Payments to CanCo made by Prop LP

General Ledger View

Data Entry View

Document Number: 100000701    Company Code: 2006    Fiscal Year: 2013  
 Document Date: 12/15/2013    Posting Date: 12/15/2013    Period: 11  
 Reference: PROP CO., RENT    Cross-Comp.No.: 0108126911200113  
 Currency: CAD    Texts exist:     Ledger Group:

It...	Cling doc.	PK S/ Account	Description	WBS...	Amount	Curr.	Amount in LC	LC2 amount	Tax code	Assignment
1		40 7062630	I/C LEASE EXPENSE		7,113,683.42	CAD	7,113,683.42	6,722,437.55		20131215
2		40 1093100	GST/HST PAID		639,626.97	CAD	639,626.97	604,448.09		
3		40 1093110	QST PAID		145,020.22	CAD	145,020.22	137,044.24		
4	100000339	37 APINT2001	COMPANY TARGET CA...		7,898,330.61-	CAD	7,898,330.61-	7,463,929.88-	**	20131215
					<b>0.00</b>	<b>CAD</b>	<b>0.00</b>	<b>0.00</b>		

Display currency    General Ledger view

Data Entry View

Document Number: 100000857    Company Code: 2006    Fiscal Year: 2013  
 Document Date: 01/15/2014    Posting Date: 01/15/2014    Period: 12  
 Reference: PROP CO., RENT    Cross-Comp.No.: 0109656938200113  
 Currency: CAD    Texts exist:     Ledger Group:

It...	Cling doc.	PK S/ Account	Description	WBS...	Amount	Curr.	Amount in LC	LC2 amount	Tax code	Assignment
1		40 7062630	I/C LEASE EXPENSE		7,052,034.33	CAD	7,052,034.33	6,444,922.62		20140115
2		40 1093100	GST/HST PAID		636,544.52	CAD	636,544.52	581,744.21		
3		40 1093110	QST PAID		138,865.94	CAD	138,865.94	126,910.93		
4	100000339	37 APINT2001	COMPANY TARGET CA...		7,827,444.79-	CAD	7,827,444.79-	7,153,577.76-	**	20140115
					<b>0.00</b>	<b>CAD</b>	<b>0.00</b>	<b>0.00</b>		

I/C Lease Expense (Acct 7062630)	Feb	Mar	Apr	May	Jun	Jul	Aug	Sep	Oct	Nov	Dec	Jan	Total
PropLP	2,957,569	4,909,618	5,949,899	5,949,899	6,021,729	7,875,854	8,636,130	6,894,579	25,950,555	7,155,275	7,096,899	1,016,240	90,414,248
PropLLC	2,957,569	4,909,618	5,949,899	5,949,899	6,021,729	7,875,854	8,636,130	6,894,579	25,950,555	7,155,275	7,096,899	6,097,443	96,511,691

Feb 2,957,568.98  
 Mar 4,909,618.00  
 Apr 5,949,899.47  
 May 5,949,899.47  
 Total 19,766,985.92  
 Per SAP 19,766,985.92  
 Diff (s/b zero)

Acct. 1096320 (Prepaid Rent) will have a balance at the end of FY13 in the amount of 7,052,034.33 CAD. This full amount relates to payments made for Pd. 1 FY14 rent and should be entirely allocated to PropLLC.

PropLP & PropLLC I/C Lease Expense Allocation  
 FY14, Pd. 1 - Pd. 12

I/C Lease Expense (Acct 7062630)	Feb	Mar	Apr	May	Jun	Jul	Aug	Sep	Oct	Nov	Dec	Jan	Total
PropLP	7,052,034	7,127,881	13,608,926	7,467,475	7,376,454	7,410,242	7,419,060	7,419,060	7,406,482	7,418,252	7,454,006	3,174,181	90,334,054
PropLLC	7,052,034	7,127,881	13,608,926	7,467,475	7,376,454	7,410,242	7,419,060	7,419,060	7,406,482	7,418,252	7,454,006	3,174,181	90,334,054
	7,052,034	TB1											90,334,054

Per SAP Tab Difference

Acct. 1096320 (Prepaid Rent) will have a balance at the end of FY14 in the amount of 4,905,652.21 CAD. This full amount relates to payments made for the post-deconsolidated time period of Pd. 12 FY14 rent and should be entirely allocated to PropLLC.

**Display Document: Data Entry View**

Document Number: 100000857 | Company Code: 2006 | Fiscal Year: 2013  
 Document Date: 01/15/2014 | Posting Date: 01/15/2014 | Period: 12  
 Reference: PROP CO. RENT | Cross-Comp.No.: 0109656938200113 | Ledger Group:

It.	Chrg doc.	PK IS Account	Description	WBS	Amount	Curr.	Amount in LC	LC2 amount	Tax code	Assignment
1	40	7062630	I/C LEASE EXPENSE		7,052,034.33	CAD	6,444,922.62	6,444,922.62		20140115
2	40	1093100	G57/HST PAID		636,544.52	CAD	581,744.21	581,744.21		
3	40	1093110	QST PAID		138,865.94	CAD	126,910.93	126,910.93		
4	100000339	37	APINT2001 COMPANY TARGET CA...		7,827,444.79	CAD	7,153,577.76	7,153,577.76	**	20140115
					0.00	CAD	0.00	0.00		

636,544.52  
 138,865.94  
 775,410.46



STATEMENT OF ACCOUNT

Bank of America, National Association, Canada Branch.

COMMERCIAL  
MONTHLY  
TARGET CANADA PROPERTY LLC

Deposits with Bank of America Canada are NOT INSURED by the Canada Deposit Insurance Corporation

Branch BIC: BOFACATT  
Branch name/no: BANK OF AMERICA NA, CAN 7114  
Branch address: 200 FRONT ST, SUITE 2500, TORONTO, CANADA M5V 3L2

ACCOUNT NUMBER: [REDACTED] 6205  
50

TARGET CANADA PROPERTY LLC  
1000 NICOLLET MALL  
MINNEAPOLIS, MN 55403  
ATTN: JAMES WINDLER

Currency: CAD  
This Statement Date: 31MAR14  
Last Date for this Statement Type: 28FEB14  
Sheet number: 1

Posted Date	Int Date	Trn Typ	Description/Reference	Transaction Amount	Balance
			OPENING BALANCE		0.00
05MAR14	05MAR14	PVT	44097064053 MFO-DGE # 19 Tax refund TRF/REF: 7114ABS0640GR40 MFO-DGE	183 27,216,417.00DR	CB, TB
	05MAR14	TFR TO	[REDACTED] 213 TFR TO [REDACTED] 213 # 20 ZBA Transfer	184 27,216,417.00DR	0.00
06MAR14	06MAR14	TFR TO	[REDACTED] 213 TFR TO [REDACTED] 213 # 21 ZBA Transfer	185 26,993,901.24DR	
	06MAR14	PVT	N/A CANADA 1943+ TARGET CANADA OO, TRF/REF: 7114A0806SLAN25 N/A N/A N/A N/A # 22 CANADA 1943*	186 26,993,901.24DR	CB
17MAR14	17MAR14	PVT	7114076LAG77 5 PUBLIC WORKS AND GOVERNMENT TAX REFUND. TRF/REF: 7114A08076LAG77 TEST SVTS-SDUV	5.01CR	
	17MAR14	TFR TO	[REDACTED] 213 6 TFR TO [REDACTED] 213 ZBA	5.01DR	0.00
21MAR14	21MAR14	TFR TO	[REDACTED] 213 10 TFR TO [REDACTED] 213	3,447,265.75CR	
	21MAR14	PVT	CANADA 11618 9 PCL CONSTRUCTION CANADA CLG/REF: 7114A08079LAM88	542,918.51DR	CB
	21MAR14	PVT	CANADA 11948 7 RELIANCE CONSTRUCTION OF CLG/REF: 7114A08079LAM88	781,032.93DR	CB
	21MAR14	PVT	CANADA 11958 8 LEDCOR CONSTRUCTION LTD CLG/REF: 7114A08079LAM88	118,807.73DR	CB
28MAR14	24MAR14	PVT	71140810A042 11 PUBLIC WORKS AND GOVERNMENT TRF/REF: 7114A08081AJ42 122285414018001	218,284,777.77CR	CB, TB
	24MAR14	TFR TO	[REDACTED] 213 12 TFR TO [REDACTED] 213	118,284,509.30DR	0.00
07MAR14	07MAR14	TFR TO	[REDACTED] 213 14 TFR TO [REDACTED] 213	461,216.75CR	
	07MAR14	PVT	CANADA 11978 13 ELLENOR CORPORATION CLG/REF: 7114A08081AJ42	461,216.75DR	CB
			ENDING BALANCE		0.00

PLEASE CONTACT 800-368-6767 OR 416-361-2222 WITH ANY INQUIRY RELATED TO THIS STATEMENT.

B1





STATEMENT OF ACCOUNT

Bank of America, National Association, Canada Branch.

COMMERCIAL  
MONTHLY  
TARGET CANADA PROPERTY LLC

Deposits with Bank of America Canada are NOT INSURED by the Canada Deposit Insurance Corporation

Branch BIC: BOFACATT  
Branch name/no: BANK OF AMERICA NA, CAN 7114  
Branch address: 200 FRONT ST, SUITE 2500, TORONTO, CANADA M5V 1L2


ACCOUNT NUMBER: [REDACTED] 6205  
SO

TARGET CANADA PROPERTY LLC  
1000 NICOLLET MALL  
MINNEAPOLIS, MN 55403  
ATTN: JAMES WINDLER

Currency: CAD  
This Statement Date: 30APR14  
Last Date for this Statement Type: 31MAR14  
Sheet number: 1

Posted Date	Int Date	Trn Typ	Description/Reference	Transaction Amount	Balance
			OPENING BALANCE		0.00
01APR14	01APR14		TFR TO [REDACTED] 213 17 TFR TO [REDACTED] 213	1,189,223.94CR	
	01APR14	PYT	CANADA 1357X 15 ELLISON CORPORATION CLG/REF: 7114AQ5090LAX24	1,143,393.97DR	CB
	01APR14	PYT	CANADA 1361X 16 PCL CONSTRUCTORS CANADA CLG/REF: 7114AQ5090LAX23	46,845.97DR	CB 0.00
03APR14	03APR14		TFR TO [REDACTED] 213 20 TFR TO [REDACTED] 213	19,232,143.01CR	
	03APR14	PYT	CANADA 1443X 19 TARGET CANADA CO. 1443X TRF/REF: 7114AQ5091LA145 N/A N/A N/A N/A	19,231,702.01DR	
	03APR14	PYT	CANADA X12 18 TD BANK TORONTO RTGS TRF/REF: 7114AQ5092LATE7	441.00DR	0.00
16APR14	16APR14	PYT	US4412281047 21 CANADA TRF/REF: 7114ABS105CHF20 CANADA	1,581,870.94CR	
	16APR14		TFR TO [REDACTED] 213 22 TFR TO [REDACTED] 213	1,581,870.94DR	0.00
22APR14	22APR14		TFR TO [REDACTED] 213 24 TFR TO [REDACTED] 213	6,591.46CR	
	22APR14	PYT	CANADA 1365X 23 ABCOM BUILDING CLG/REF: 7114AQ5105LAD91	6,591.46DR	CB 0.00
29APR14	29APR14		TFR TO [REDACTED] 213 27 TFR TO [REDACTED] 213	1,959,611.91CR	
	29APR14	PYT	CANADA 1354X 25 RELIANCE CONSTRUCTION OF CLG/REF: 7114AQ5116LAM10	1,938,691.34DR	CB
	29APR14	PYT	CANADA 1457X 26 ELLISON CORPORATION CLG/REF: 7114AQ5116LAM09	20,920.57DR	CB 0.00
30APR14	30APR14		TFR TO [REDACTED] 213 35 TFR TO [REDACTED] 213	24,876,271.81CR	
	30APR14	PYT	CANADA 1472X 28 TARGET CANADA CO. 1472X TRF/REF: 7114AQ5126AD04 N/A N/A N/A N/A	14,281,313.95DR	CL
	30APR14	PYT	CANADA 1363X 33 PCL CONSTRUCTORS CANADA CLG/REF: 7114AQ5116LAM10	181,190.81DR	CB
	30APR14	PYT	CANADA 1364X 32 PCL CONSTRUCTORS CANADA CLG/REF: 7114AQ5116LAM10	600,800.00DR	CB
	30APR14	PYT	CANADA 1365X 34 BOWENBANK CLG/REF: 7114AQ5116LAM10	1,144,977.15DR	CB
			CLOSING BALANCE		0.00

DOLLAR AMOUNTS REPRESENTED BY NUMERICAL FIGURES ONLY TOTAL DEBIT TOTAL CREDIT TOTAL BALANCE OR DEBIT TOTAL BALANCE OR CREDIT



**Bank of America, National Association, Canada Branch.**

Deposits with Bank of America Canada are NOT INSURED by the Canada Deposit Insurance Corporation

Branch BIC: BOFACAT  
 Branch name/no: BANK OF AMERICA NA, CAN 7114  
 Branch address: 200 FRONT ST. SUITE 2500, TORONTO, CANADA M5V 3L2

**STATEMENT OF ACCOUNT**

COMMERCIAL  
 MONTHLY  
 TARGET CANADA PROPERTY LLC

ACCOUNT NUMBER: [REDACTED] 6205  
 SO

TARGET CANADA PROPERTY LLC  
 1000 NICOLLET MALL  
 MINNEAPOLIS, MN 55403  
 ATTN: JAMES WINDLER

Currency: CAD  
 This Statement Date: 30APR14  
 Last Date for this Statement Type: 31MAR14  
 Sheet number: 2

Posted Date	Int Date	Trn Typ	Description/Reference	Transaction Amount	Balance
			OPENING BALANCE		4,810,476.74
30APR14	30APR14	PYT	CANADA 1360X 31 BIRD CONSTRUCTION CO. CLG/REF: 7114AQS119LAV23	1,703,617.20DR	C8
	30APR14	PYT	CANADA 1357X 30 ELLISON CORPORATION CLG/REF: 7114AQS119LAV19	1,475,221.29DR	C8
	30APR14	PYT	CANADA 1357X 29 ELLISON CORPORATION CLG/REF: 7114AQS119LAV17	1,431,638.35DR	C8
			ENDING BALANCE		0.00

YOURS TRUSTEE (PRINTED) - BANK OF AMERICA CANADA  
 (PRINTED) - BANK OF AMERICA CANADA



**STATEMENT OF ACCOUNT**

**Bank of America, National Association, Canada Branch.**

COMMERCIAL  
MONTHLY  
TARGET CANADA PROPERTY LLC

Deposits with Bank of America Canada are NOT INSURED by the Canada Deposit Insurance Corporation

Branch BIC: BOFACATT  
Branch name/no: BANK OF AMERICA NA, CAN 7114  
Branch address: 200 FRONT ST. SUITE 2500, TORONTO, CANADA M5V 3L2

ACCOUNT NUMBER: 6205  
SO

TARGET CANADA PROPERTY LLC  
33 SOUTH 6TH STREET CC-1025  
MINNEAPOLIS, MN 55402  
ATTN: JAMES WINDLER

Currency: CAD  
This Statement Date: 31MAY14  
Last Date for this Statement Type: 30APR14  
Sheet number: 1

Posted Date	Int Date	Trn Typ	Description/Reference	Transaction Amount	Balance
			OPENING BALANCE		0.00
01MAY14	01MAY14		TFR TO 6213 45 TFR TO 6213	9,018,415.79CR	
	01MAY14	PYT	7114121LAN63 44 TARGET CANADA CO TRF/REF: 7114AQS121LAN63 INTERNAL BANK ACCOUNT TRANSFER ONLY N/A N/A N/A	1,703,617.10CR	
	01MAY14	PYT	CANADA 1443X 37 TARGET CANADA CO 1443 TRF/REF: 7114AQS121LAG06 N/A N/A N/A N/A	4,283,657.92DR	
	01MAY14	PYT	CANADA 1472X 38 TARGET CANADA CO 1472 TRF/REF: 7114AQS121LAG06 N/A N/A N/A N/A	1,423,812.76DR	C1
	01MAY14	PYT	CANADA 1356X 41 LEDCOR CONSTRUCTION LTD CLG/REF: 7114AQS120LAN26	321,192.94DR	C5
	01MAY14	PYT	CANADA 1355X 40 GRAHAM CONSTRUCTION AND CLG/REF: 7114AQS120LAX75	321,949.98DR	C5
	01MAY14	PYT	CANADA 1361X 42 PCL CONSTRUCTORS CANADA CLG/REF: 7114AQS120LAX74	143,489.12DR	C5
	01MAY14	PYT	CANADA 1354X 39 RELIANCE CONSTRUCTION OF CLG/REF: 7114AQS120LAN31	109,644.91DR	C5
	01MAY14	PYT	CANADA 1365X 43 AECOM BUILDINGS CLG/REF: 7114AQS120LAN24	36,000.88DR	C5
	01MAY14	PYT	CANADA X12 36 TO BANK TORONTO FIVE TRF/REF: 7114AQS120LAX75	845.10CR	0.00
15MAY14	15MAY14		TFR TO 6213 49 TFR TO 6213	1,245,515.18CR	
	15MAY14	PYT	CANADA 1356X 47 LEDCOR CONSTRUCTION LTD CLG/REF: 7114AQS120LAN26	2,281,100.10DR	C5
	15MAY14	PYT	CANADA 1355X 46 GRAHAM CONSTRUCTION AND CLG/REF: 7114AQS120LAX75	907,128.12DR	C5
	15MAY14	PYT	CANADA 1361X 48 PCL CONSTRUCTORS CANADA CLG/REF: 7114AQS120LAX74	740,841.12DR	C5
21MAY14	21MAY14		TFR TO 6213 52 TFR TO 6213	2,847,461.24CR	
	21MAY14	PYT	CANADA 1355X 51 GRAHAM CONSTRUCTION AND CLG/REF: 7114AQS120LAX75	11,120.40DR	C5
	21MAY14	PYT	CANADA 1365X 50 AECOM BUILDINGS CLG/REF: 7114AQS120LAN24	1,627,175.75DR	C5
			CLOSING BALANCE		0.00

PLEASE CONTACT LEDCOR@CANADA.BANKOFAMERICA.COM FOR ANY QUESTIONS RELATED TO THIS STATEMENT

TOTAL DEBITS  
TOTAL CREDITS

TOTAL PAID BY DEBIT  
TOTAL PAID TO CREDIT

DO NOT USE BY  
OR CALL 1-800-432-1000

PL4



**STATEMENT OF ACCOUNT**

**Bank of America, National Association, Canada Branch.**

COMMERCIAL  
MONTHLY  
TARGET CANADA PROPERTY LLC

Deposits with Bank of America Canada are NOT INSURED by the Canada Deposit Insurance Corporation

Branch BIC: BOPACAT  
Branch name/no: BANK OF AMERICA NA, CAN 7114  
Branch address: 200 FRONT ST. SUITE 2500, TORONTO, CANADA M5V 3L2

ACCOUNT NUMBER: [REDACTED] 6205  
80

TARGET CANADA PROPERTY LLC  
33 SOUTH 6TH STREET CC-1025  
MINNEAPOLIS, MN 55402  
ATTN: JAMES WINDLER

Currency: CAD  
This Statement Date: 31MAY14  
Last Date for this Statement Type: 30APR14  
Sheet number: 2

Posted Date	Int. Date	Trn Typ	Description/Reference	Transaction Amount	Balance
			OPENING BALANCE		0.00
29MAY14	29MAY14		TFR TO [REDACTED] 213 58 TFR TO [REDACTED] 213	7,612,061.15DR	
29MAY14	PYT		CANADA 1472X 54 TARGET CANADA CO 1472 TRF/REF: 7114AQS149LRO79 N/A N/A N/A N/A	2,622,137.68DR	C1
29MAY14	PYT		CANADA 1361X 57 PCL CONSTRUCTORS CANADA CLG/REF: 7114AQS149LBC42	1,665,199.38DR	C5
29MAY14	PYT		CANADA 1361X 56 PCL CONSTRUCTORS CANADA CLG/REF: 7114AQS149LBC44	2,686,965.92DR	C5
29MAY14	PYT		CANADA 1354X 55 RELIANCE CONSTRUCTION OF CLG/REF: 7114AQS149LBB07	1,425,239.87DR	C5
29MAY14	PYT		CANADA X12 53 TD BANK TORONTO PDCS TRF/REF: 7114AQS149LBB04	536.30DR	0.00
30MAY14	30MAY14		TFR TO [REDACTED] 213 61 TFR TO [REDACTED] 213	16,035,744.08CR	
30MAY14	PYT		CANADA 1443E 59 TARGET CANADA CO 1443 TRF/REF: 7114AQS149LAI05 N/A N/A N/A N/A	4,142,389.34DR	
30MAY14	PYT		CANADA 2363X 60 POMERLEAU CLG/REF: 7114AQS149LAK04	1,843,988.72DR	C5
			ENDING BALANCE		0.00

PLEASE CONTACT DEBITCARD@BANKOFAMERICA.COM FOR MORE INFORMATION  
TOTAL DEBIT TOTAL CREDIT TOTAL BALANCE

AF



**STATEMENT OF ACCOUNT**

**Bank of America, National Association, Canada Branch.**

COMMERCIAL  
MONTHLY  
TARGET CANADA PROPERTY LLC

Deposits with Bank of America Canada are NOT INSURED by the Canada Deposit Insurance Corporation

Branch BIC: BOFACATT  
Branch name/no: BANK OF AMERICA NA, CAN 7114  
Branch address: 200 FRONT ST. SUITE 2500, TORONTO, CANADA M5V 3L2

ACCOUNT NUMBER: [REDACTED] 6205  
SO


TARGET CANADA PROPERTY LLC  
33 SOUTH 6TH STREET CC-1025  
MINNEAPOLIS, MN 55402  
ATTN: JAMES WINDLER

Currency: CAD  
This Statement Date: 05JUL14  
Last Date for this Statement Type: 31MAY14  
Sheet number: 1

Posted Date	Int Date	Trn Typ	Description/Reference	Transaction Amount	Balance
			OPENING BALANCE		0.00
05JUN14	05JUN14	PYT	084412609060 62 CANADA TRF/REF: 7114ABS156GHE10 CANADA	5,162,916.56CR	
	05JUN14		TFR TO [REDACTED] 211 63 TFR TO [REDACTED] 213	5,162,916.56DR	0.00
11JUN14	11JUN14		TFR TO [REDACTED] 213 65 TFR TO [REDACTED] 6213	2,147,457.17CR	
	11JUN14	PYT	CANADA 1361X 64 PCL CONSTRUCTORS CANADA CLG/REF: 7114AQS161LAG30	2,147,457.17DR	C5 0.00
23JUN14	23JUN14		TFR TO [REDACTED] 213 68 TFR TO [REDACTED] 6213	2,562,981.82CR	
	23JUN14	PYT	CANADA 1367X 66 ELLISON CORPORATION CLG/REF: 7114ACE171LAY44	1,421,321.13DR	C5 0.00
	23JUN14	PYT	CANADA 1361X 67 PONSERLEAU CLG/REF: 7114AQS171LAY45	1,838,660.89DR	C5 0.00
02JUL14	02JUL14		TFR TO [REDACTED] 213 71 TFR TO [REDACTED] 6213	13,553,510.52CR	
	02JUL14	PYT	CANADA 1441X TARGET CANADA CO. 1443 TRF/REF: 7114AQS183LAK33 N/A N/A N/A N/A	8,230,430.13DR	
	02JUL14	PYT	CANADA 1472X 70 TARGET CANADA CO. 1472 TRF/REF: 7114AQS183LAK04 N/A N/A N/A N/A	5,323,282.16DR	C1 0.00
03JUN14	03JUN14		TFR TO [REDACTED] 213 76 TFR TO [REDACTED] 213	1,802,117.40CR	
	03JUN14	PYT	CANADA 1481X 74 PCL CONSTRUCTORS CANADA CLG/REF: 7114AQS183LAK16	1,800,707.88DR	C5 0.00
	03JUN14	PYT	CANADA 1359X 73 BELLIAMCK CONSTRUCTION OF TRF/REF: 7114AQS183LAK57	7,242,287.02DR	C5 0.00
	03JUN14	PYT	CANADA 1361X 75 PONSERLEAU CLG/REF: 7114AQS183LAK42	1,72,889.40DR	C5 0.00
	03JUN14	PYT	CANADA 1410X 72 TD BANK TORONTO BRST TRF/REF: 7114AQS183LAK11	1,342,400.00DR	
			ENDING BALANCE		

PLEASE CONTACT SERVICEDIRECTOR@CANADABANKOFAMERICA.COM FOR  
ANY AND ALL QUESTIONS RELATED TO THIS STATEMENT

21 n



STATEMENT OF ACCOUNT

Bank of America, National Association, Canada Branch.

COMMERCIAL  
MONTHLY  
TARGET CANADA PROPERTY LLC

Deposits with Bank of America Canada are NOT INSURED by the Canada Deposit Insurance Corporation.

Branch BIC: BOFACAT  
Branch name/no: BANK OF AMERICA NA, CAN 7114  
Branch address: 200 FRONT ST. SUITE 2500, TORONTO, CANADA M5V 3L2

ACCOUNT NUMBER: [REDACTED] 6205  
SO

TARGET CANADA PROPERTY LLC  
33 SOUTH 6TH STREET CC-1025  
MINNEAPOLIS, MN 55402  
ATTN: JAMES WINDLER

Currency: CAD  
This Statement Date: 02AUG14  
Last Date for this Statement Type: 05JUL14  
Sheet number: 1

Posted Date	Int Date	Trn Typ	Description/Reference	Transaction Amount	Balance
			OPENING BALANCE		6.00
28JUL14	28JUL14		TFR TO [REDACTED] 80 TFR TO [REDACTED] 8213	920,239.56CR	
	28JUL14	PYT	CANADA 1363X 79 POMERLEAU CLG/REF: 7114AQS206LAU40	667,269.87DR	C5
	28JUL14	PYT	CANADA 1363X 78 POMERLEAU CLG/REF: 7114AQS206LAU41	314,979.41DR	C5
	28JUL14	PYT	CANADA 1362X 77 DIVCO LIMITED CLG/REF: 7114AQS206LAU39	17,970.28DR	C5 0.00
30JUL14	30JUL14		TFR TO [REDACTED] 84 TFR TO [REDACTED] 8213	307,636.38CR	
	29JUL14	PYT	CANADA 1362X 81 //SC000441601 RET/REF: 7114ABS2110G105 /RETN/009/0005/ ACCOUNT CLOSED /ROB/7114ABS206LAU39	17,970.28CR	
	30JUL14	PYT	71142110GH44 83 BANA CANADA BR - TAX PAYMENTS TRF/REF: 7114ABS2110GH44 2406674001054153576V5	187,438.38DR	
	29JUL14		TFR TO 6176213 82 TFR TO 6176213	10,910.28DR	0.00
31JUL14	31JUL14		TFR TO [REDACTED] 94 TFR TO [REDACTED] 8213	16,595,440.05CR	
	31JUL14	PYT	71143120G181 93 BANA CANADA BR - TAX PAYMENTS TRF/REF: 7114ABS2130G181 2300674000554140015V5	6,468,015.14DR	
	31JUL14	PYT	CANADA 1363X 92 POMERLEAU CLG/REF: 7114AQS211LAU54	4,734,126.54DR	C5
	31JUL14	PYT	CANADA 1363X 90 PCL CONSTRUCTION CANADA CLG/REF: 7114AQS211LAU43	3,101,870.14DR	C5
	30JUL14	PYT	CANADA 1363X 87 ELLISON CORPORATION CLG/REF: 7114AQS211LAU45	1,802,452.97DR	C5
	31JUL14	PYT	CANADA 1363X 91 PCL CONSTRUCTION CANADA CLG/REF: 7114AQS211LAU44	1,111,987.04CR	C5
	31JUL14	PYT	CANADA 1363X 86 RELSINK CONSTRUCTION CO CLG/REF: 7114AQS211LAU48	662,788.14DR	C5
	31JUL14	PYT	CANADA 1363X 89 PCL CONSTRUCTION CANADA CLG/REF: 7114AQS211LAU42	507,108.71DR	C5
	31JUL14	PYT	CANADA 1363X 88 ELLISON CORPORATION CLG/REF: 7114AQS211LAU47	50,840.87DR	C5
			CLOSING BALANCE		6.00

PLEASE CONTACT US AT 1-800-368-6768 FOR MORE INFORMATION. © 2014 BANK OF AMERICA NA. ALL RIGHTS RESERVED.

B7



**STATEMENT OF ACCOUNT**

**Bank of America, National Association, Canada Branch.**

COMMERCIAL  
MONTHLY  
TARGET CANADA PROPERTY LLC

Deposits with Bank of America Canada are NOT INSURED by the Canada Deposit Insurance Corporation

Branch BIC: BOFACATT  
Branch name/no: BANK OF AMERICA NA, CAN 7114  
Branch address: 200 FRONT ST. SUITE 2500, TORONTO, CANADA M5V 3L2


ACCOUNT NUMBER: [REDACTED] 6205  
SO

TARGET CANADA PROPERTY LLC  
33 SOUTH 6TH STREET CC-1025  
MINNEAPOLIS, MN 55402  
ATTN: JAMES WINDLER

Currency: CAD  
This Statement Date: 02AUG14  
Last Date for this Statement Type: 05JUL14  
Sheet number: 2

Posted Date	Int Date	Trn Typ	Description/Reference	Transaction Amount	Balance
			OPENING BALANCE		1,132.10
31JUL14	31JUL14	PYT	CANADA X12 85 TD BANK TORONTO RTGS TRF/REF: 7114QSS211LAU50	1,132.10DR	0.00
01AUG14	01AUG14		TFR TO [REDACTED] 97 TFR TO [REDACTED] 213	20,004,997.40CR	
	01AUG14	PYT	CANADA 1472X 96 TARGET CANADA CO. 1472 TRF/REF: 7114QSS213LAK29 N/A N/A N/A N/A	11,754,321.92DR	C1
	01AUG14	PYT	CANADA 1443X TARGET CANADA CO. 1443 TRF/REF: 7114QSS213LAG10 N/A N/A N/A N/A	8,248,675.48DR	
			ENDING BALANCE		0.00

PLEASE CONTACT THE CREDIT/DEBIT DEPARTMENT FOR ANY DISCREPANCIES  
TOTAL DEBIT TOTAL CREDIT TOTAL VALUE OF DEBITS TOTAL VALUE OF CREDITS



**STATEMENT OF ACCOUNT**

**Bank of America, National Association, Canada Branch.**

COMMERCIAL  
MONTHLY  
TARGET CANADA PROPERTY LLC

Deposits with Bank of America Canada are NOT INSURED by the Canada Deposit Insurance Corporation

Branch BIC: BOFACATT  
Branch name/no: BANK OF AMERICA NA, CAN 7114  
Branch address: 200 FRONT ST. SUITE 2500, TORONTO, CANADA M5V 3L2

ACCOUNT NUMBER: [REDACTED] 6205  
SO

Currency: CAD

This Statement Date: 30AUG14

Last Date for this  
Statement Type: 02AUG14

Sheet number: 1


TARGET CANADA PROPERTY LLC  
33 SOUTH 6TH STREET CC-1025  
MINNEAPOLIS, MN 55402  
ATTN: JAMES WINDLER

Posted Date	Int Date	Trx Typ	Description/Reference	Transaction Amount	Balance
			OPENING BALANCE		0.00
21AUG14	21AUG14		TFR TO [REDACTED] 213 100 TFR TO [REDACTED] 213	320,981.25CR	
	21AUG14	PVT	CANADA 1361X 98 PCL CONSTRUCTORS CANADA CLG/REF: 7114AQS232LAH33	383,010.97DR	CS
	21AUG14	PVT	CANADA 1362X 99 DIVCO LIMITED CLG/REF: 7114AQS232LAH32	37,976.28DR	CS
26AUG14	26AUG14		TFR TO [REDACTED] 213 102 TFR TO [REDACTED] 213	45,829.85CR	
	26AUG14	PVT	CANADA 1361X 101 PCL CONSTRUCTORS CANADA CLG/REF: 7114AQS232LAH32	49,829.85DR	CS
28AUG14	28AUG14		TFR TO [REDACTED] 213 105 TFR TO [REDACTED] 213	28,599.97CR	
	28AUG14	PVT	CANADA 1365X 104 ABCOM BUILDINGS CLG/REF: 7114AQS239LAH32	28,044.71DR	CS
29AUG14	29AUG14	PVT	CANADA N/A 103 TD BANK TORONTO RTGS TRF/REF: 7104EQW219LAU31	595.34DR	0.60
29AUG14	29AUG14		TFR TO [REDACTED] 213 106 TFR TO [REDACTED] 213	18,824,800.74DR	
	29AUG14	PVT	CANADA 1472X 107 TARGET CANADA CO. 1472 TRF/REF: 7114AQS241LAJ31 N/A N/A N/A N/A	11,984,128.91DR	CI
	29AUG14	PVT	CANADA 1443X 106 TARGET CANADA CO. 1443 TRF/REF: 7114AQS241LAJ15 N/A N/A N/A N/A	3,248,676.81DR	
			ENDING BALANCE		0.00

PLEASE CONTACT 1-800-368-6263 FOR MORE INFORMATION  
IF YOU HAVE ANY QUESTIONS OR COMMENTS

29





**STATEMENT OF ACCOUNT**

**Bank of America, National Association, Canada Branch.**

COMMERCIAL  
MONTHLY  
TARGET CANADA PROPERTY LLC

Deposits with Bank of America Canada are NOT INSURED by the Canada Deposit Insurance Corporation

Branch BIC: BOFACATT  
Branch name/no: BANK OF AMERICA NA, CAN 7114  
Branch address: 200 FRONT ST. SUITE 2500, TORONTO, CANADA M5V 3L2

ACCOUNT NUMBER: XXXXXXXXXX 6205  
SO

TARGET CANADA PROPERTY LLC  
33 SOUTH 6TH STREET CC-1025  
MINNEAPOLIS, MN 55402  
ATTN: JAMES WINDLER

Currency: CAD  
This Statement Date: 04OCT14  
Last Date for this Statement Type: 30AUG14  
Sheet number: 1

Posted Date	Int Date	Trn Typ	Description/Reference	Transaction Amount	Balance
			OPENING BALANCE		0.00
02SEP14	02SEP14		TFR TO <span style="background-color: black; color: black;">XXXXXX</span> 213 110 TFR TO <span style="background-color: black; color: black;">XXXXXX</span> 213	1,710,195.22CR	
	02SEP14	PYT	CANADA 1357X 109 ELLISDON CORPORATION CLG/REF: 7114AQS241LAR80	1,710,195.22DR	0.00 <b>CS</b>
09SEP14	09SEP14		TFR TO <span style="background-color: black; color: black;">XXXXXX</span> 213 114 TFR TO <span style="background-color: black; color: black;">XXXXXX</span> 213	3,120,006.22CR	
	09SEP14	PYT	CANADA 1354X 111 RELIANCE CONSTRUCTION OF CLG/REF: 7114AQS251LDE53	1,508,891.24DR	0.00 <b>CS</b>
	09SEP14	PYT	CANADA 1361X 112 PCL CONSTRUCTORS CANADA CLG/REF: 7114AQS251LDE52	897,701.71DR	0.00 <b>CS</b>
	09SEP14	PYT	CANADA 1361X 113 PCL CONSTRUCTORS CANADA CLG/REF: 7114AQS251LDE076	73,393.27DR	0.00 <b>CS</b>
10SEP14	10SEP14		TFR TO <span style="background-color: black; color: black;">XXXXXX</span> 213 116 TFR TO <span style="background-color: black; color: black;">XXXXXX</span> 213	182,529.78CR	
	10SEP14	PYT	71142513GG61 115 BANA CANADA EP - TAX PAYMENTS TRF/REF: 7114ABS251GG61 2400674002050557219V5	182,529.78DR	0.00
11SEP14	11SEP14		TFR TO <span style="background-color: black; color: black;">XXXXXX</span> 213 118 TFR TO <span style="background-color: black; color: black;">XXXXXX</span> 213	95,791.50CR	
	11SEP14	PYT	CANADA 1361X 117 PCL CONSTRUCTORS CANADA CLG/REF: 7114AQS251LAR24	95,791.50DR	0.00 <b>CS</b>
26SEP14	26SEP14		TFR TO <span style="background-color: black; color: black;">XXXXXX</span> 213 122 TFR TO <span style="background-color: black; color: black;">XXXXXX</span> 213	2,099,427.04CR	
	26SEP14	PYT	CANADA 1361X 120 PCL CONSTRUCTORS CANADA CLG/REF: 7114AQS266LAK99	1,048,748.50DR	0.00 <b>CS</b>
	26SEP14	PYT	CANADA 1354X 119 RELIANCE CONSTRUCTION OF CLG/REF: 7114AQS266LAL02	325,978.82DR	0.00 <b>CS</b>
	26SEP14	PYT	CANADA 1361X 121 PCL CONSTRUCTORS CANADA CLG/REF: 7114AQS266LAL03	710,699.72DR	0.00 <b>CS</b>
04OCT14	04OCT14		TFR TO <span style="background-color: black; color: black;">XXXXXX</span> 213 127 TFR TO <span style="background-color: black; color: black;">XXXXXX</span> 213	12,842,498.80CR	
	04OCT14	PYT	CANADA 1441X 125 TARGET CANADA 1443 TRF/REF: 7114AQS271LAR91 612 514 619 812	1,000,000.00DR	0.00
	04OCT14	PYT	CANADA 1441X 125 TARGET CANADA 1442 TRF/REF: 7114AQS271LAR91 612 514 619 812	1,000,000.00DR	0.00 <b>CS</b>
04OCT14	04OCT14	PYT	CANADA 1441X 124 TO BANK TRANSIT FOR TRF/REF: 7114AQS271LAR91	1,000,000.00DR	0.00
			CLOSING BALANCE		0.00

FOR MORE INFORMATION CONTACT YOUR BANKING REPRESENTATIVE OR VISIT [www.bankofamerica.com](http://www.bankofamerica.com) © 2014 Bank of America, N.A. All rights reserved.



**STATEMENT OF ACCOUNT**

**Bank of America, National Association, Canada Branch.**

COMMERCIAL  
MONTHLY  
TARGET CANADA PROPERTY LLC

Deposits with Bank of America Canada are NOT INSURED by the Canada Deposit Insurance Corporation

Branch BIC: BOFACATT  
Branch name/no: BANK OF AMERICA NA, CAN 7114  
Branch address: 200 FRONT ST. SUITE 2500, TORONTO, CANADA M5V 3L2


ACCOUNT NUMBER: [REDACTED] 6205  
SO

TARGET CANADA PROPERTY LLC  
33 SOUTH 6TH STREET CC-1025  
MINNEAPOLIS, MN 55402  
ATTN: JAMES WINDLER

Currency: CAD  
This Statement Date: 01NOV14  
Last Date for this Statement Type: 04OCT14  
Sheet number: 1

Posted Date	Int Date	Trn Typ	Description/Reference	Transaction Amount	Balance
			OPENING BALANCE		0.00
10OCT14	10OCT14		TFR TO [REDACTED] 129 TFR TO [REDACTED] 5213	571,211.23CR	
	10OCT14	PYT	CANADA 1361X 127 PCL CONSTRUCTORS CANADA CLG/REF: 7114AQS282LAS85	571,211.23DR	0.00
15OCT14	15OCT14		GLPSW0000000SRJP 133 SWEET FRM 711451176313	1,178,407.92CP	
	15OCT14	PYT	CANADA 1361X 132 PCL CONSTRUCTORS CANADA CLG/REF: 7114AQS287LAL25	1,001,964.77DR	0.00
	15OCT14	PYT	CANADA 1354X 131 RELIANCE CONSTRUCTION OF CLG/REF: 7114AQS287LAY05	176,423.15DR	0.00
16OCT14	16OCT14		GLPSW0000000STSY 136 SWEET FRM [REDACTED] 6213	1,374,230.16CP	
	02OCT14	PYT	CANADA X12 123 TO BANK TORONTO RTGS RET/REF: 7114AQS289J0816 RETURN OF FUNDS - NO FINAL BENEFICIA RV DETAILS	550.10CP	
	16OCT14	PYT	CANADA 1363X 135 POWERLEAK CLG/REF: 7114AQS289LAR61	1,146,760.49DR	0.00
	16OCT14	PYT	CANADA 1357X 134 ELLISON CORPORATION CLG/REF: 7114AQS289LAR62	227,467.70DR	0.00
	15OCT14		GLPSW00000008YST 130 SWEET TO [REDACTED] 6213	550.10DR	0.00
17OCT14	17OCT14		GLPSW00000008YSY 138 SWEET FRM [REDACTED] 6213	840,272.43CP	
	17OCT14	PYT	CANADA 1361X 137 PCL CONSTRUCTORS CANADA CLG/REF: 7114AQS289JAT81	840,272.43DR	0.00
21OCT14	21OCT14		GLPSW00000008YSH 140 SWEET FRM [REDACTED] 6213	2,135,543.70CP	
	21OCT14	PYT	CANADA 1472X 139 TARGET CANADA CC 1472 TRF REF: 7114AQS289LAR63 N/A FOR SWR 0/2	2,135,513.35DR	0.00
27OCT14	27OCT14		GLPSW00000008YSH 143 SWEET FRM [REDACTED] 6213	2,940,527.14CP	
	27OCT14	PYT	CANADA 1361X 142 PCL CONSTRUCTORS CANADA CLG/REF: 7114AQS289JAT81	2,940,511.15DR	0.00
	27OCT14	PYT	CANADA 1357X 141 RELIANCE CONSTRUCTION OF CLG/REF: 7114AQS289JAT81	1,031,762.15DR	0.00
28OCT14	28OCT14		GLPSW00000008YSH 145 SWEET FRM [REDACTED] 6213	390.70CP	
	28OCT14	PYT	CANADA X12 144 TO BANK TORONTO RTGS TRF/REF: 7114AQS289JAT81	470.00DR	0.00
			CLOSING BALANCE		0.00

PLEASE CONTACT EDUCATEDCARE@BANKOFAMERICA.COM FOR ASSISTANCE WITH ANY QUESTIONS RELATED TO THIS STATEMENT



STATEMENT OF ACCOUNT

Bank of America, National Association, Canada Branch.

COMMERCIAL  
MONTHLY  
TARGET CANADA PROPERTY LLC

Deposits with Bank of America Canada are NOT INSURED by the Canada Deposit Insurance Corporation

Branch BIC: BOFACATT  
Branch name/no: BANK OF AMERICA NA, CAN 7114  
Branch address: 200 FRONT ST. SUITE 2500, TORONTO, CANADA M5V 3L2

ACCOUNT NUMBER: [REDACTED] 5205  
SO

TARGET CANADA PROPERTY LLC  
33 SOUTH 6TH STREET CC-1025  
MINNEAPOLIS, MN 55402  
ATTN: JAMES WINDLER

Currency: CAD  
This Statement Date: 29NOV14  
Last Date for this Statement Type: 01NOV14  
Sheet number: 1

Posted Date	Int Date	Trn Typ	Description/Reference	Transaction Amount	Balance
			OPENING BALANCE		0.00
07NOV14	07NOV14	PYT	1920000010600059 150 GOUV. QUEBEC TRF/REF: 7114ABS311GGJ93 GOUV. QUEBEC	305,566.13CR	
	07NOV14		GLPSW00000000DFZ 151 SWEEP TO [REDACTED] 0211	305,566.13DR	0.00
19NOV14	19NOV14		GLPSW00000000V5B 154 SWEEP FRM [REDACTED] 0213	4,456,563.14CR	
	19NOV14	PYT	CANADA 1361X 153 PCL CONSTRUCTORS CANADA CLG/REF: 7114AQ5322LAH12	1,080,041.81DR	C5
	19NOV14	PYT	CANADA 1361X 152 PCL CONSTRUCTORS CANADA CLG/REF: 7114AQ5322LAH11	399,824.33DR	C5
25NOV14	25NOV14		GLPSW00000000V5L 157 SWEEP FRM [REDACTED] 0213	1,248,850.68CR	
	25NOV14	PYT	CANADA 1354X 156 RELIANCE CONSTRUCTION OF CLG/REF: 7114AQ5322LAH11	895,721.45DR	C5
	25NOV14	PYT	CANADA 1354X 155 RELIANCE CONSTRUCTION OF CLG/REF: 7114AQ5322LAH09	357,128.34DR	C5
26NOV14	26NOV14		GLPSW00000000V5P 162 SWEEP FRM [REDACTED] 0213	6,148,336.14CR	
	26NOV14	PYT	CANADA 1443X 159 TARGET CANADA CO. 1443 TRF/REF: 7114AQ5330LAN79 N/A N/A N/A N/A	6,086,169.73DR	
	26NOV14	PYT	CANADA 1357X 160 ELLISON CORPORATION CLG/REF: 7114AQ5322LAH13	138,064.53DR	C5
	26NOV14	PYT	CANADA 1361X 161 PCL CONSTRUCTORS CANADA CLG/REF: 7114AQ5322LAH13	128,433.75DR	C5
	26NOV14	PYT	CANADA 802 158 TD BANK TORONTO BOMI TRF/REF: 7114AQ5322LAH53	830.13DR	0.00
29NOV14	29NOV14		GLPSW00000000V5T 164 SWEEP FRM [REDACTED] 0213	180,884.43CR	
	29NOV14	PYT	CANADA 1472X 163 TARGET CANADA CO TRF/REF: 7114AQ5330LAN79 N/A N/A N/A N/A EXCISE 00000000	180,884.43DR	C1

BIZ



**STATEMENT OF ACCOUNT**

**Bank of America, National Association, Canada Branch.**

COMMERCIAL  
MONTHLY  
TARGET CANADA PROPERTY LLC

Deposits with Bank of America Canada are NOT INSURED by the Canada Deposit Insurance Corporation

Branch BIC: BOFACAT1  
Branch name/no: BANK OF AMERICA NA, CAN 7114  
Branch address: 200 FRONT ST. SUITE 2500, TORONTO, CANADA M5V 3L2

ACCOUNT NUMBER: [REDACTED] 6205  
SO

TARGET CANADA PROPERTY LLC  
33 SOUTH 6TH STREET CC-1025  
MINNEAPOLIS, MN 55402  
ATTN: JAMES WINDLER

Currency: CAD  
This Statement Date: 03JAN15  
Last Date for this Statement Type: 29NOV14  
Sheet number: 1

Posted Date	Int Date	Trn Typ	Description/Reference	Transaction Amount	Balance
			OPENING BALANCE		0.00
01DEC14	01DEC14		GLPSW0000000VZBO 167 SWEEP FRM [REDACTED] 6213	6,818,035.77CR	
	01DEC14	PYT	7114335GGH31 165 BANA CANADA BR - TAX PAYMENTS TRF/REF: 7114ABS335GGH31 2400674000589514068V5	5,587,125.23DR	
	01DEC14	PYT	7114335GGH32 166 BANK CANADA BR - TAX PAYMENTS TRF/REF: 7114ABS335GGH32 2400674000589512657V5	1,220,907.54DR	0.00
12DEC14	12DEC14		GLPSW0000000WS7C 171 SWEEP FRM [REDACTED] 6213	968,977.66CR	
	12DEC14	PYT	CANADA 1361X 170 PCL CONSTRUCTORS CANADA CLG/REF: 7114AQS345LAQ33	354,131.04DR	C5
	12DEC14	PYT	CANADA 1361X 169 PCL CONSTRUCTORS CANADA CLG/REF: 7114AQS345LAU99	193,953.00DR	C5
	12DEC14	PYT	CANADA 1395X 168 GRAMM CONSTRUCTION AND CLG/REF: 7114AQS345LAQ33	10,893.62DR	C5 0.00
16DEC14	16DEC14		GLPSW0000000XJLG 174 SWEEP FRM [REDACTED] 6213	1,006,275.15CR	
	16DEC14	PYT	CANADA 1394X 172 BELLIANCE CONSTRUCTION OF CLG/REF: 7114AQS349LBE93	531,137.70CR	C5
	16DEC14	PYT	CANADA 1393X 173 POMERLEAU CLG/REF: 7114AQS349LBE94	495,137.45DR	C5 0.00
10DEC14	10DEC14		GLPSW0000000XZGM 176 SWEEP FRM [REDACTED] 6213	534.20CR	
	10DEC14	PYT	CANADA 312 175 TO BANK TORONTO BTRC TRF/REF: 7114AQS349LBE90	534.20DR	0.00
11DEC14	11DEC14		GLPSW0000000Y225 178 SWEEP FRM [REDACTED] 6213	6,488,186.14CR	
	11DEC14	PYT	CANADA 1441X 177 TARGET CANADA CO TRF REF: 1014AND11444012 B/A B/A B/A B/A #00130 BALANCE	6,000,000.00DR	0.00

on spreadsheet it lists  
CANADA 1472X as the  
repeat.

FROM: JAMES WINDLER COMPANY: TARGET CANADA PROPERTY LP

H

CUSTOMER CONNECTION  
BANK OF AMERICA, N.A.  
DALLAS, TEXAS 75283-2406

Account Number XXXXXXXXXX 9113  
19 31 169 05 M0000 E# 0  
Last Statement: 03/01/2013  
This Statement: 04/05/2013

DNI

Customer Service  
1-888-400-9009

TARGET CANADA PROPERTY LP

Page 2 of 4

## ANALYZED CHECKING

### Withdrawals and Debits

**Other Debits**

Date Posted	Customer Reference	Amount	Description	Bank Reference
03/14	#4 CANADA 1349	673,863.32	wire Out-international WIRE TYPE:INTL OUT DATE:130314 TIME:1351 ET TRN:2013031400220492 SERVICE REF:942735 BNF:TARGET CANADA CO. ID:49493108 BNF BK:BANK OF AMERICA CANADA ID:006550201805 PMT DET:13314A5956R3 JG93	00370220492
03/14	+3 CANADA 1348	10,000,000.00	WIRE TYPE:BOOK OUT DATE:130314 TIME:1350 ET TRN:2013031400220135 RELATED REF:13314A5605070521 BNF:TARGET CANADA CO ATN:TARGE ID:001291139721	00370220135
03/15	#8 CANADA 1349	8,860,679.92	Wire Out-international WIRE TYPE:INTL OUT DATE:130315 TIME:1327 ET TRN:2013031500237010 SERVICE REF:985279 BNF:TARGET CANADA CO. ID:49493108 BNF BK:BANK OF AMERICA CANADA ID:006550201805 PMT DET:13315A4320DF 2235	00370237010
03/15	#7 CANADA 1348	19,487,529.31	WIRE TYPE:BOOK OUT DATE:130315 TIME:1326 ET TRN:2013031500236431 RELATED REF:N/A BNF:TARGET CANADA CO ATN:TARGE ID:001291139721 PMT DET:N/A N/A N/A N/A	00370336431
03/20	#10 CANADA 1348	180,868,300.89	WIRE TYPE:BOOK OUT DATE:130320 TIME:1501 ET TRN:2013032000230182 RELATED REF:CANADA 1348 BNF:TARGET CANADA CO ATN:TARGE ID:001291139721 PMT DET:N/A N/A N/A N/A	00370230182
03/25	#12 CANADA 1348	1,295,051.80	WIRE TYPE:BOOK OUT DATE:130325 TIME:1200 ET TRN:2013032500201956 RELATED REF:CANADA 1348 BNF:TARGET CANADA CO ATN:TARGE ID:001291139721 PMT DET:N/A N/A N/A N/A	00370201956
03/25	#13 CANADA 1349	4,000,000.00	Wire Out-international WIRE TYPE:INTL OUT DATE:130325 TIME:1200 ET TRN:2013032500201955 SERVICE REF:819076 BNF:TARGET CANADA CO ID:49493108 BNF BK:BANK OF AMERICA CANADA ID:006550201805 PMT DET:CANADA 1349 N/A N/A N/A N/A	00370201955
03/28	#16 CANADA 1349	1,356,400.94	Wire Out-international WIRE TYPE:INTL OUT DATE:130328 TIME:1129 ET TRN:2013032800198540 SERVICE REF:937258 BNF:TARGET CANADA CO ID:49493108 BNF BK:BANK OF AMERICA CANADA ID:006550201805 PMT DET:CANADA 1349 N/A N/A N/A N/A	00370198540
03/28	#15 CANADA 1348	4,200,000.00	WIRE TYPE:BOOK OUT DATE:130328 TIME:1122 ET TRN:2013032800198539 RELATED REF:CANADA 1348 BNF:TARGET CANADA CO ATN:TARGE ID:001291139721 PMT DET:N/A N/A N/A N/A	00370198539

211

TO: JAMES WINDLER COMPANY: TARGET CANADA PROPERTY LP

H

CUSTOMER CONNECTION  
BANK OF AMERICA, N.A.  
DALLAS, TEXAS 75283-2406

Account Number XXXXXXXXXX 9113  
19 31 169 05 M0000 E# 0  
Last Statement: 03/01/2013  
This Statement: 04/05/2013

DNE

Customer Service  
1-888-400-9009

TARGET CANADA PROPERTY LP

Page 3 of 4

### ANALYZED CHECKING

#### Withdrawals and Debits

#### Other Debits - Continued

Date Posted	Customer Reference	Amount	Description	Bank Reference
03/01		3,000,000.00	Wire Out-international WIRE TYPE:INTL OUT DATE:130401 TIME:1216 ET TRN:2013040100153500 SERVICE REF:994303 BNF:TARGET CANADA CO ID:49493108 BNF BK:BANK OF AMERICA CANADA ID:006550201805 PMT DET:CANADA 1349 N/A N/A N/A N/A	00370153500
	#19 CANADA 1349			
04/01		17,230,234.52	WIRE TYPE:BOOK OUT DATE:130401 TIME:1216 ET TRN:2013040100153499 RELATED REF:CANADA 1348 BNF:TARGET CANADA CO ATN:TARGE ID:001291139721 PMT DET:N/A N/A N/A N/A	00370153499
	#20 CANADA 1348			
04/04		1,460,804.70	Wire Out-international WIRE TYPE:INTL OUT DATE:130404 TIME:1136 ET TRN:2013040400162449 SERVICE REF:111743 BNF:TARGET CANADA CO ID:49493108 BNF BK:BANK OF AMERICA CANADA ID:006550201805 PMT DET:CANADA 1349 N/A N/A N/A N/A	00370162449
	#22 CANADA 1349			
04/04		6,000,000.00	WIRE TYPE:BOOK OUT DATE:130404 TIME:1136 ET TRN:2013040400162451 RELATED REF:CANADA 1348 BNF:TARGET CANADA CO ATN:TARGE ID:001291139721 PMT DET:N/A N/A N/A N/A	00370162451
	#21 CANADA 1348			
04/05		9,877,518.77	WIRE TYPE:BOOK OUT DATE:130405 TIME:1153 ET TRN:2013040500154612 RELATED REF:CANADA 1348 BNF:TARGET CANADA CO ATN:TARGE ID:001291139721 PMT DET:N/A N/A N/A N/A	00370154612
	#24 CANADA 1348			

#### Daily Balances

Date	Ledger Balance	Collected Balance	Date	Ledger Balance	Collected Balance
03/31	.00	.00	04/05	.00	.00

24  
EQ = 11,338,323.47 C1

R15

CUSTOMER CONNECTION  
 BANK OF AMERICA, N.A.  
 DALLAS, TEXAS 75283-2406

Account Number [REDACTED] 9113  
 19 31 169 05 M0000 E# 0  
 Last Statement: 04/05/2013  
 This Statement: 05/03/2013

DNP

Customer Service  
 1-888-400-9009

TARGET CANADA PROPERTY LP

Page 2 of 5

## ANALYZED CHECKING

### Deposits and Credits

Date Posted	Customer Reference	Amount	Description	Bank Reference
04/29		5,003,621.04	WIRE TYPE:BOOK IN DATE:130429 TIME:1139 ET TRN:2013042900197572 SNDR REF:CANADA 1336 ORIG:NICOLLET ENTERPRISE 3 S.A ID:004427699100 PMT DET:N/A N/A N/A N/A	00370197572
	# 46-1336			
05/01		4,510,859.64	WIRE TYPE:BOOK IN DATE:130501 TIME:1156 ET TRN:2013050100141886 SNDR REF:CANADA 1336 ORIG:NICOLLET ENTERPRISE 3 S.A ID:004427699100 PMT DET:N/A N/A N/A N/A	00370141886
	# 49-1336			
05/02		5,000.00	WIRE TYPE:BOOK IN DATE:130502 TIME:1410 ET TRN:2013050200223987 SNDR REF:CANADA 1336 ORIG:NICOLLET ENTERPRISE 3 S.A ID:004427699100 PMT DET:N/A N/A N/A N/A	00370223987
	# 53-1336			
05/02		2,241,705.06	WIRE TYPE:BOOK IN DATE:130502 TIME:1401 ET TRN:2013050200221129 SNDR REF:CANADA 1336 ORIG:NICOLLET ENTERPRISE 3 S.A ID:004427699100 PMT DET:N/A N/A N/A N/A	00370221129
	# 52-1336			
05/03		16,135,418.73	WIRE TYPE:BOOK IN DATE:130503 TIME:1154 ET TRN:2013050300180121 SNDR REF:CANADA 1336 ORIG:NICOLLET ENTERPRISE 3 S.A ID:004427699100 PMT DET:N/A N/A N/A N/A	00370180121
	# 56-1336			

### Withdrawals and Debits

#### Other Debits

Date Posted	Customer Reference	Amount	Description	Bank Reference
04/09		1,161,569.81	Wire Out-international WIRE TYPE:INTL OUT DATE:130409 TIME:1056 ET TRN:2013040900156608 SERVICE REF:228009 BNF:TARGET CANADA CO ID:49493108 BNF BK:BANK OF AMERICA CANADA ID:006550201805 PMT DET:CANADA 1349 N/A N/A N/A N/A	00370156608
	# 26-1349			
04/11		5,128,062.44	WIRE TYPE:BOOK OUT DATE:130411 TIME:1224 ET TRN:2013041100183719 RELATED REF:CANADA 1348 BNF:TARGET CANADA CO ATN:TARGE ID:001291139721 PMT DET:N/A N/A N/A N/A	00370183719
	# 28-1348			
04/15		2,921,997.19	WIRE TYPE:BOOK OUT DATE:130415 TIME:1119 ET TRN:2013041500199870 RELATED REF:CANADA 1348 BNF:TARGET CANADA CO ATN:TARGE ID:001291139721 PMT DET:N/A N/A N/A N/A	00370199870
	# 32-1348			
04/15		5,000,000.00	Wire Out-international WIRE TYPE:INTL OUT DATE:130415 TIME:1122 ET TRN:2013041500198666 SERVICE REF:394960 BNF:TARGET CANADA CO ID:49493108 BNF BK:BANK OF AMERICA CANADA ID:006550201805 PMT DET:CANADA 1349 N/A N/A N/A N/A	00370198666
	# 33-1349			

Billo

CUSTOMER CONNECTION  
BANK OF AMERICA, N.A.  
DALLAS, TEXAS 75283-2406

Account Number [REDACTED] 9113  
19 31 169 05 M0000 E# 0  
Last Statement: 04/05/2013  
This Statement: 05/03/2013

DNP

Customer Service  
1-888-400-9009

TARGET CANADA PROPERTY LP

Page 3 of 5

### ANALYZED CHECKING

#### Withdrawals and Debits

#### Other Debits - Continued

Date Posted	Customer Reference	Amount	Description	Bank Reference
04/15		10,855,620.25	WIRE TYPE:BOOK OUT DATE:130415 TIME:1308 ET TRN:2013041500240660 RELATED REF:CANADA 1348 BNF:TARGET CANADA CO ATN:TARGE ID:001291139721 PMT DET:N/A N/A N/A N/A	00370240660
	# 31-1348			
04/18		1,000,000.00	Wire Out-international WIRE TYPE:INTL OUT DATE:130418 TIME:1143 ET TRN:2013041800168979 SERVICE REF:966671 BNF:TARGET CANADA CO ID:49493108 BNF BK:BANK OF AM ERICA CANADA ID:006550201805 PMT DET:CANADA 1349 N /A N/A N/A N/A	00370168979
	# 36-1349			
04/18		5,821,947.18	WIRE TYPE:BOOK OUT DATE:130418 TIME:1143 ET TRN:2013041800168977 RELATED REF:CANADA 1348 BNF:TARGET CANADA CO ATN:TARGE ID:001291139721 PMT DET:N/A N/A N/A N/A	00370168977
	# 35-1348			
04/19		1,909,010.41	WIRE TYPE:BOOK OUT DATE:130419 TIME:1128 ET TRN:2013041900155292 RELATED REF:CANADA 1348 BNF:TARGET CANADA CO ATN:TARGE ID:001291139721 PMT DET:N/A N/A N/A N/A	00370155292
	# 38-1348			
04/22		974,468.91	WIRE TYPE:BOOK OUT DATE:130422 TIME:1208 ET TRN:2013042200195422 RELATED REF:CANADA 1348 BNF:TARGET CANADA CO ATN:TARGE ID:001291139721 PMT DET:N/A N/A N/A N/A	00370195422
	# 40-1348			
04/23		574,884.59	Wire Out-international WIRE TYPE:INTL OUT DATE:130423 TIME:1142 ET TRN:2013042300163688 SERVICE REF:089919 BNF:TARGET CANADA CO ID:49493108 BNF BK:BANK OF AM ERICA CANADA ID:006550201805 PMT DET:CANADA 1349 N /A N/A N/A N/A	00370163688
	# 42-1349			
04/24		1,000,000.00	Wire Out-international WIRE TYPE:INTL OUT DATE:130424 TIME:1146 ET TRN:2013042400169254 SERVICE REF:670041 BNF:TARGET CANADA CO ID:49493108 BNF BK:BANK OF AM ERICA CANADA ID:006550201805 PMT DET:CANADA 1349 N /A N/A N/A N/A	00370169254
	# 45-1349			
04/24		5,630,265.21	WIRE TYPE:BOOK OUT DATE:130424 TIME:1146 ET TRN:2013042400169253 RELATED REF:CANADA 1348 BNF:TARGET CANADA CO ATN:TARGE ID:001291139721 PMT DET:N/A N/A N/A N/A	00370169253
	# 44-1348			
04/29		903,621.04	WIRE TYPE:BOOK OUT DATE:130429 TIME:1140 ET TRN:2013042900197570 RELATED REF:CANADA 1348 BNF:TARGET CANADA CO ATN:TARGE ID:001291139721 PMT DET:N/A N/A N/A N/A	00370197570
	# 47-1348			
04/29		4,100,000.00	Wire Out-international WIRE TYPE:INTL OUT DATE:130429 TIME:1140 ET TRN:2013042900197573 SERVICE REF:794751 BNF:TARGET CANADA CO ID:49493108 BNF BK:BANK OF AM ERICA CANADA ID:006550201805 PMT DET:CANADA 1349 N /A N/A N/A N/A	00370197573
	# 48-1349			



CUSTOMER CONNECTION  
 BANK OF AMERICA, N.A.  
 DALLAS, TEXAS 75283-2406

Account Number XXXXXXXXXX 9113  
 19 31 169 05 M0000 E# 0  
 Last Statement: 04/05/2013  
 This Statement: 05/03/2013

DNP

Customer Service  
 1-888-400-9009

TARGET CANADA PROPERTY LP

Page 4 of 5

## ANALYZED CHECKING

### Withdrawals and Debits

Other Debits - Continued

Date Posted	Customer Reference	Amount	Description	Bank Reference
05/01		4,510,859.64	WIRE TYPE:BOOK OUT DATE:130501 TIME:1153 ET TRN:2013050100141884 RELATED REF:CANADA 1348 BNF:TARGET CANADA CO ATN:TARGE ID:001291139721 PMT DET:N/A N/A N/A N/A	00370141884
	#50-1348			
05/02		383.67	WIRE TYPE:BOOK OUT DATE:130502 TIME:0606 ET TRN:2013050100228618 RELATED REF:Canada 1371 BNF:BANK OF AMERICA, NA ID:001233100456 PMT DET:Pm r for Target Canada Property LP USD Billing Charge s Parent Code 83206 N/A	00370228618
	#51 - Bank Fees			
05/02		500,000.00	WIRE TYPE:BOOK OUT DATE:130502 TIME:1409 ET TRN:2013050200221127 RELATED REF:CANADA 1348 BNF:TARGET CANADA CO ATN:TARGE ID:001291139721 PMT DET:N/A N/A N/A N/A	00370221127
	#54-1348			
05/02		1,741,705.06	Wire Out-international WIRE TYPE:INTL OUT DATE:130502 TIME:1409 ET TRN:2013050200221126 SERVICE REF:385903 BNF:TARGET CANADA CO ID:49493108 BNF BK:BANK OF AM ERICA CANADA ID:006550201805 PMT DET:CANADA 1349 N /A N/A N/A N/A	00370221126
	#56-1349			
05/03		16,135,418.73	WIRE TYPE:BOOK OUT DATE:130503 TIME:1155 ET TRN:2013050300180120 RELATED REF:CANADA 1348 BNF:TARGET CANADA CO ATN:TARGE ID:001291139721 PMT DET:N/A N/A N/A N/A	00370180120
	#57-1348			

### Daily Balances

Date	Ledger Balance	Collected Balance	Date	Ledger Balance	Collected Balance
04/05	.00	.00	05/03	4,616.33	4,616.33
05/02	4,616.33	4,616.33			

STATEMENT OF ACCOUNT

COMMERCIAL  
 MONTHLY  
 TARGET CANADA PROPERTY LP

Branch BIC: BOFACAT1  
 Branch name/no: BANK OF AMERICA NA, CAN 7114  
 Branch address: 200 FRONT ST. SUITE 2500, TORONTO, CANADA M5V 3L2

ACCOUNT NUMBER [REDACTED] 1211  
 SO

TARGET CANADA PROPERTY LP  
 TARGET CORP. ATTN: TREASURY DEPT  
 1000 NICOLLET MALL TPN-1320  
 MINNEAPOLIS, MN 55403

Currency: CAD  
 This Statement Date: 06APR13  
 Last Date for this  
 Statement Type: 20PER13  
 Sheet number: 1

Posted Date	Int Date	Trn Typ	Description/Reference	Transaction Amount	Balance
			OPENING BALANCE		5.00
14MAR13	14MAR13	PVT 71140731AJ65	NICOLLET ENTERPRISE 3 SARL MASTER TRF/REF: 7114AQS0731AJ65 N/A N/A N/A N/A	✓ 60,000,000.00CR #4 Canada 1333	
	14MAR13	PVT 13314801342T0J19	TARGET CANADA CO. TRF/REF: 7114AQS0731AJ65 N/A N/A N/A N/A	✓ 41,933,232.68DR #3 Canada 1347	8,066,772.30
01APR13	01APR13	PVT CANADA 1347	TARGET CANADA CO. TRF/REF: 7114AQS0914A191 N/A N/A N/A N/A	✓ 18,003,057.95DR #5 Canada 1347	43,914.37
03APR13	03APR13	PVT 71140931A175	NICOLLET ENTERPRISE 3 SARL MASTER TRF/REF: 7114AQS0914A175 N/A N/A N/A N/A	✓ 40,000,000.00CR #7 Canada 1333	
	03APR13	PVT CANADA 1347	TARGET CANADA CO. TRF/REF: 7114AQS0914A175 N/A N/A N/A N/A	✓ 11,082,124.58DR #6 Canada 1347	5,001,589.79
04APR13	04APR13	PVT 71140541A183	NICOLLET ENTERPRISE 3 SARL MASTER TRF/REF: 7114AQS0914A183 N/A N/A N/A N/A	✓ 20,000,000.00CR #8 Canada 1333	
			CLOSING BALANCE		29,202,099.79

PLEASE CONTACT DEDICATED@CANADABANKOFAMERICA.COM  
 WITH ANY QUESTIONS RELATED TO THIS STATEMENT.

TOTAL DEBITS 3 TOTAL VALUE OF DEBITS 90,098,414.21  
 TOTAL CREDITS 3 TOTAL VALUE OF CREDITS 120,000,000.00



**STATEMENT OF ACCOUNT**

**Bank of America, National Association, Canada Branch.**

COMMERCIAL  
MONTHLY  
TARGET CANADA PROPERTY LP

Deposits with Bank of America Canada are NOT INSURED by the Canada Deposit Insurance Corporation

Branch BIC: BOFACATT  
Branch name/no: BANK OF AMERICA NA, CAN 7114  
Branch address: 200 FRONT ST. SUITE 2500, TORONTO, CANADA M5V 3L2

ACCOUNT NUMBER [REDACTED] 1211  
SO

Currency: CAD

This Statement Date: 04MAY13

Last Date for this  
Statement Type: 06APR13

Sheet number: 1

TARGET CANADA PROPERTY LP  
TARGET CORP. ATTN: TREASURY DEPT  
1000 NICOLLET MALL TPN-1320  
MINNEAPOLIS, MN 55403

Posted Date	Int Date	Trn Typ	Description/Reference	Transaction Amount	Balance
			OPENING BALANCE		29,001,589.79
08APR13	08APR13	PYT	7114098LCS13 NICOLLET ENTERPRISE 3 SARL MASTER TRF/REF: 7114AQS098LCS13 N/A N/A N/A N/A #9 Canada 1333	✓ 20,000,000.00CR	49,001,589.79
10APR13	10APR13	PYT	CANADA 1347 TARGET CANADA CO. TRF/REF: 7114AQS100LAI10 N/A N/A N/A N/A #10 Canada 1347	✓ 21,202,927.89DR C1	27,798,761.90
15APR13	15APR13	PYT	CANADA 1347 TARGET CANADA CO. TRF/REF: 7114AQS105LAK68 N/A N/A N/A N/A #11 Canada 1347	✓ 27,594,261.85DR C1	204,500.35
16APR13	16APR13	PYT	7114106LAI96 NICOLLET ENTERPRISE 3 SARL MASTER TRF/REF: 7114AQS106LAI96 N/A N/A N/A N/A #13 Canada 1333	✓ 20,000,000.00CR	
16APR13	16APR13	PYT	CANADA 1347 TARGET CANADA CO. TRF/REF: 7114AQS106LAI95 N/A N/A N/A N/A #12 Canada 1347	✓ 12,264,865.05DR C1	7,939,635.26
16APR13	16APR13	PYT	7114108LAD01 NICOLLET ENTERPRISE 3 SARL MASTER TRF/REF: 7114AQS108LAD01 N/A N/A N/A N/A #16 Canada 1333	✓ 20,000,000.00CR	
16APR13	16APR13	PYT	7114108LAU83 NICOLLET ENTERPRISE 3 S.A.R.L. TRF/REF: 7114AQS108LAU83 N/A N/A N/A N/A #15 Canada RBC2	✓ 10,000,000.00CR	
18APR13	18APR13	PYT	CANADA 1347 TARGET CANADA CO. TRF/REF: 7114AQS108LA098 N/A N/A N/A N/A #14 Canada 1347	✓ 30,804,729.25DR C1	7,534,910.87
23APR13	23APR13	PYT	7114113LA070 NICOLLET ENTERPRISE 3 S.A.R.L. TRF/REF: 7114AQS113LA070 N/A N/A N/A N/A #18 Canada RBC2	✓ 20,000,000.00CR	
23APR13	23APR13	PYT	CANADA 1347 TARGET CANADA CO. TRF/REF: 7114AQS113LAM20 N/A N/A N/A N/A #17 Canada 1347	✓ 10,210,915.94DR C1	7,324,000.93
24APR13	24APR13	PYT	CANADA 1347 TARGET CANADA CO. TRF/REF: 7114AQS114LAL07 N/A N/A N/A N/A #19 Canada 1347	✓ 19,870,079.00DR C1	801,920.93
05APR13	05APR13	PYT	7114125LAM07 NICOLLET ENTERPRISE 3 SARL MASTER TRF/REF: 7114AQS115LAM07 N/A N/A N/A N/A #21 Canada 1333	✓ 20,000,000.00CR	
05APR13	05APR13	PYT	CANADA 1347 TARGET CANADA CO. TRF/REF: 7114AQS115LAM07 N/A N/A N/A N/A #20 Canada 1347	✓ 13,870,943.51DR C1	895,977.42
			CLOSING BALANCE		895,977.42

PLEASE CONTACT DEDICATEDCANADABANK@BANKOFAMERICA.COM  
WITH ANY QUESTIONS RELATED TO THIS STATEMENT.

TOTAL DEBITS  
TOTAL CREDITS

TOTAL VALUE OF DEBITS  
TOTAL VALUE OF CREDITS

224,000,000.00  
224,000,000.00

R700



**STATEMENT OF ACCOUNT**

**Bank of America, National Association, Canada Branch.**

COMMERCIAL  
MONTHLY  
TARGET CANADA PROPERTY LP

Deposits with Bank of America Canada are NOT INSURED by the Canada Deposit Insurance Corporation

Branch BIC: BOFACATT  
Branch name/no: BANK OF AMERICA NA, CAN 7114  
Branch address: 200 FRONT ST. SUITE 2500, TORONTO, CANADA M5V 3L2

ACCOUNT NUMBER [REDACTED] 1211  
SO

TARGET CANADA PROPERTY LP  
TARGET CORP. ATTN: TREASURY DEPT  
1000 NICOLLET MALL TPN-1320  
MINNEAPOLIS, MN 55403

Currency: CAD  
This Statement Date: 04MAY13  
Last Date for this Statement Type: 06APR13  
Sheet number: 2

Posted Date	Int Date	Trn Typ	Description/Reference	Transaction Amount	Balance
			OPENING BALANCE		986,387.98
29APR13	29APR13	PVT	7114119LAL91 NICOLLET ENTERPRISE 3 SARL MASTER TRF/REF: 7114AQS119LAL91 N/A N/A N/A N/A #23 Canada 1333	✓ 20,000,000.00CR	
29APR13		PVT	CANADA 1347 TARGET CANADA CO. TRF/REF: 7114AQS119LAL91 N/A N/A N/A N/A #22 Canada 1347	✓ 19,911,080.00DR	C1 1,074,607.98
01MAY13	01MAY13	PVT	7114121LAI73 NICOLLET ENTERPRISE 3 SARL MASTER TRF/REF: 7114AQS121LAI73 N/A N/A N/A N/A #26 Canada 1333	✓ 15,000,000.00CR	
01MAY13		PVT	7114121LAV10 NICOLLET ENTERPRISE 3 S.A.R.L. TRF/REF: 7114AQS121LAV10 N/A N/A N/A N/A #25 Canada RB62	✓ 8,000,000.00CR	
01MAY13		PVT	N/A TARGET CANADA CO. TRF/REF: 7114AQS121LAL89 N/A N/A N/A N/A #24 Canada 1379	✓ 21,909,032.87DR	165,575.11
02MAY13	02MAY13	PVT	7114122LAMS1 NICOLLET ENTERPRISE 3 S.A.R.L. TRF/REF: 7114AQS122LAMS1 N/A N/A N/A N/A #29 Canada RB62	✓ 4,039,991.94CR	
02MAY13		PVT	CANADA 1347 TARGET CANADA CO. TRF/REF: 7114AQS122LAK77 N/A N/A N/A N/A #27 Canada 1347	✓ 4,039,991.94DR	C1
02MAY13		PVT	N/A TD BANK TORONTO RTGS TRF/REF: 7114AQS122LAP05 N/A N/A N/A N/A #28 Bank fee	✓ 254.00DR	165,311.13
03MAY13	03MAY13	PVT	7114123LADJ7 NICOLLET ENTERPRISE 3 SARL MASTER TRF/REF: 7114AQS123LADJ7 N/A N/A N/A N/A #31 Canada 1333	✓ 10,000,000.00CR	
03MAY13		PVT	CANADA 1347 TARGET CANADA CO. TRF/REF: 7114AQS123LADJ6 N/A N/A N/A N/A #30 Canada 1347	✓ 10,000,000.00DR	C1
			ENDING BALANCE		165,311.13

PLEASE CONTACT DELICATEDCANADA@BOFAMERICA.COM WITH ANY QUESTIONS RELATED TO THIS STATEMENT

TOTAL DEBITS 5 TOTAL CASH OF DEBITS 89,841,848.81  
TOTAL CREDITS 3 TOTAL VALUE OF CREDITS 87,767,881.84



**STATEMENT OF ACCOUNT**

**Bank of America, National Association, Canada Branch.**

COMMERCIAL  
MONTHLY  
TARGET CANADA PROPERTY LP

Deposits with Bank of America Canada are NOT INSURED by the Canada Deposit Insurance Corporation

Branch BIC: BOFACAT  
Branch name/no: BANK OF AMERICA NA, CAN 7114  
Branch address: 200 FRONT ST. SUITE 2500, TORONTO, CANADA M5V 3L2

ACCOUNT NUMBER: [REDACTED] 1211  
SO

TARGET CANADA PROPERTY LP  
TARGET CORP. ATTN: TREASURY DEPT  
1000 NICOLLET MALL TPN-1320  
MINNEAPOLIS, MN 55403


Currency: CAD  
This Statement Date: 01JUN13  
Last Date for this Statement Type: 04MAY13  
Sheet number: 1

Posted Date	Int Date	Trn Typ	Description/Reference	Transaction Amount	Balance
			OPENING BALANCE		165,311.11
10MAY13	10MAY13	PYT	7114130LAI67 NICOLLET ENTERPRISE 3 SARI MASTER TRF/REF: 7114AQS130LAI67 #32 Canada 1333 N/A N/A N/A N/A	✓ 10,000,000.00CR	10,165,311.11
13MAY13	13MAY13	PYT	CANADA 1347 TARGET CANADA CO. TRF/REF: 7114AQS133LAJ71 #33 Canada 1347 N/A N/A N/A N/A	✓ 10,000,000.00DR	165,311.11
15MAY13	15MAY13	PYT	7114135LAH67 NICOLLET ENTERPRISE 3 SARI MASTER TRF/REF: 7114AQS135LAH67 #35 Canada 1333 N/A N/A N/A N/A	✓ 10,000,000.00CR	
	15MAY13	PYT	CANADA 1347 TARGET CANADA CO. TRF/REF: 7114AQS135LAH66 #34 Canada 1347 N/A N/A N/A N/A	✓ 10,000,000.00DR	165,311.11
16MAY13	16MAY13	PYT	7114136LAK39 NICOLLET ENTERPRISE 3 SARI MASTER TRF/REF: 7114AQS136LAK39 #37 Canada 1333 N/A N/A N/A N/A	✓ 10,000,000.00CR	
	16MAY13	PYT	CANADA 1347 TARGET CANADA CO. TRF/REF: 7114AQS136LAK37 #36 Canada 1347 N/A N/A N/A N/A	✓ 10,000,000.00DR	165,311.11
29MAY13	29MAY13	PYT	7114149LAX86 NICOLLET ENTERPRISE 3 S.A.R.L. TRF/REF: 7114AQS149LAX86 #39 Canada RBC2	✓ 6,448,420.17CR	
	29MAY13	PYT	N/A TARGET CANADA CO. TRF/REF: 7114AQS149LAX82 #38 Canada 1379 N/A N/A N/A N/A	✓ 6,448,420.17DR	165,311.11
31MAY13	31MAY13	PYT	N/A TD BANK TORONTO FTGS TRF/REF: 7114AQS163LAK09 #40 Bank fees	✓ 348.00DR	
			ENDING BALANCE		165,311.11

PLEASE CONTACT DEMOCATED@CANADA.BANKOFAMERICA.COM  
WITH ANY QUESTIONS RELATED TO THIS STATEMENT

TOTAL DEBITS 3 TOTAL CREDITS 4  
TOTAL DEBITS 4 TOTAL CREDITS 3

16,448,420.17  
16,448,420.17



**STATEMENT OF ACCOUNT**

**Bank of America, National Association, Canada Branch.**

COMMERCIAL  
MONTHLY  
TARGET CANADA PROPERTY LP

Deposits with Bank of America Canada are NOT INSURED by the Canada Deposit Insurance Corporation

Branch BIC: BOFACATT  
Branch name/no: BANK OF AMERICA NA, CAN 7114  
Branch address: 200 FRONT ST. SUITE 2500, TORONTO, CANADA M5V 3L2

ACCOUNT NUMBER [REDACTED] 1211  
SO

TARGET CANADA PROPERTY LP  
TARGET CORP. ATTN: TREASURY DEPT  
1000 NICOLLET MALL TPN-1320  
MINNEAPOLIS, MN 55403


Currency: CAD  
This Statement Date: 06JUL13  
Last Date for this Statement Type: 06JUN13  
Sheet number: 1

Posted Date	Int Date	Trn Typ	Description/Reference	Transaction Amount	Balance
			OPENING BALANCE		12,164,943.11
07JUN13	07JUN13	PYT	7114158LAG35 NICOLLET ENTERPRISE 3 SARL MASTER TRF/REF: 7114AQS158LAG35 N/A N/A N/A N/A #42 CANADA 1333	20,000,000.00CR	32,164,943.11
11JUN13	11JUN13	PYT	CANADA 1347 TARGET CANADA CO. TRF/REF: 7114AQS162LAJ49 N/A N/A N/A N/A #43 CANADA 1347	29,629,895.98DR	CL 2,535,047.53
13JUN13	13JUN13	PYT	7114164LAP62 NICOLLET ENTERPRISE 3 S.A.R.L. TRF/REF: 7114AQS164LAP62 #44 CANADA RB22	25,000,000.00CR	
13JUN13	13JUN13	PYT	7114164LAN38 NICOLLET ENTERPRISE 3 S.A.R.L. TRF/REF: 7114AQS164LAN38 #45 CANADA RB22	15,783,810.44CR	
13JUN13	13JUN13	PYT	CANADA 1347 TARGET CANADA CO. TRF/REF: 7114AQS164LAN65 N/A N/A N/A N/A #44 CANADA RB47	40,282,810.44DR	CL 2,535,047.53
18JUN13	18JUN13	PYT	CANADA 1379 TARGET CANADA CO. TRF/REF: 7114AQS169LAN10 N/A N/A N/A N/A #47 CANADA 1379	194,505.52DR	2,340,542.01
19JUN13	19JUN13	PYT	7114170LAM67 NICOLLET ENTERPRISE 3 SARL MASTER TRF/REF: 7114AQS170LAM67 N/A N/A N/A N/A #49 CANADA 1333	20,000,000.00CR	
19JUN13	19JUN13	PYT	CANADA 1347 TARGET CANADA CO. TRF/REF: 7114AQS170LA198 N/A N/A N/A N/A #48 CANADA 1347	21,195,595.00DR	CL 1,144,987.01
20JUN13	20JUN13	PYT	7114171LAP91 NICOLLET ENTERPRISE 3 S.A.R.L. TRF/REF: 7114AQS171LAP91 #51 CANADA RB22	13,881,606.25CR	
20JUN13	20JUN13	PYT	CANADA 1347 TARGET CANADA CO. TRF/REF: 7114AQS171LAK04 N/A N/A N/A N/A #50 CANADA 1347	33,881,606.25DR	CL 1,144,987.01
21JUN13	21JUN13	PYT	7114170LAJ68 NICOLLET ENTERPRISE 3 SARL MASTER TRF/REF: 7114AQS170LAJ65 N/A N/A N/A N/A #52 CANADA 1333	2,000,000.00CR	3,144,987.01
26JUN13	26JUN13	PYT	7114171LAN41 NICOLLET ENTERPRISE 3 SARL MASTER TRF/REF: 7114AQS171LAN42 N/A N/A N/A N/A #53 CANADA 1333	22,000,000.00CR	53,144,987.01
27JUN13	27JUN13	PYT	7114171LA198 NICOLLET ENTERPRISE 3 SARL MASTER TRF/REF: 7114AQS170LA198 N/A N/A N/A N/A #50 CANADA 1333	17,000,000.00CR	
27JUN13	27JUN13	PYT	7114172LAK25 NICOLLET ENTERPRISE 3 S.A.R.L. TRF/REF: 7114AQS172LAK25 #55 CANADA RB22	8,545,000.00CR	
			CLOSING BALANCE		61,144,987.01

PLEASE CONTACT DEDICATED CHANNELS@BANKOFAMERICA.COM  
WITH ANY QUESTIONS RELATED TO THIS STATEMENT

TOTAL DEBITS 3 TOTAL VALUE OF DEBITS 189,184,174.77  
TOTAL CREDITS 9 TOTAL VALUE OF CREDITS 178,039,187.76

B23



**STATEMENT OF ACCOUNT**

**Bank of America, National Association, Canada Branch.**

COMMERCIAL  
MONTHLY  
TARGET CANADA PROPERTY LP

Deposits with Bank of America Canada are NOT INSURED by the Canada Deposit Insurance Corporation

Branch BIC: BOFACATT  
Branch name/no: BANK OF AMERICA NA, CAN 7114  
Branch address: 200 FRONT ST. SUITE 2500, TORONTO, CANADA M5V 3L2

ACCOUNT NUMBER [REDACTED] 1211  
SO

TARGET CANADA PROPERTY LP  
TARGET CORP. ATTN: TREASURY DEPT  
1000 NICOLLET MALL TPN-1320  
MINNEAPOLIS, MN 55403

Currency: CAD  
This Statement Date: 06JUL13  
Last Date for this Statement Type: 06JUN13  
Sheet number: 2

Posted Date	Int Date	Trn Typ	Description/Reference	Transaction Amount	Balance
			OPENING BALANCE		61,144,987.01
27JUN13	27JUN13	PYT	CANADA 1347 TARGET CANADA CO. TRF/REF: 7114AQS178LAI97 N/A N/A N/A N/A #54 CANADA 1347	60,760,075.13DR	CL 384,911.88
02JUL13	02JUL13	PYT	7114183LAP25 NICOLLET ENTERPRISE 3 S.A.R.L. TRF/REF: 7114AQS183LAP25 #58 CANADA RBC2	2,578,453.62CR	
	02JUL13	PYT	CANADA 1347 TARGET CANADA CO. TRF/REF: 7114AQS183LAK13 N/A N/A N/A N/A #57 CANADA 1347	2,578,453.62DR	CL 384,911.88
03JUL13	03JUL13	PYT	N/A TD BANK TORONTO RTGS TRF/REF: 7114AQS183LAK25 #59 Bank fees	455.20DR	384,456.68
05JUL13	05JUL13	PYT	7114186LAC03 NICOLLET ENTERPRISE 3 S.A.R.L. TRF/REF: 7114AQS186LAC03 #61 CANADA RBC2	8,600,000.00CR	
	05JUL13	PYT	CANADA 1379 TARGET CANADA CO. TRF/REF: 7114AQS186LAL64 N/A N/A N/A N/A #60 CANADA 1379	8,678,166.53DR	
			ENDING BALANCE		384,281.89


PLEASE CONTACT MEDIATEDCANADABANKOFAMERICA.COM FOR ANY QUESTIONS RELATED TO THIS STATEMENT.

TOTAL DEBITS  
TOTAL CREDIT

TOTAL VALUE OF DEBITS  
TOTAL VALUE OF CREDIT

06 JUL 2013  
10:17:48 AM

B24



**STATEMENT OF ACCOUNT**

**Bank of America, National Association, Canada Branch.**

COMMERCIAL  
MONTHLY  
TARGET CANADA PROPERTY LP

Deposits with Bank of America Canada are NOT INSURED by the Canada Deposit Insurance Corporation

Branch BIC: BOFACATT  
Branch name/no: BANK OF AMERICA NA, CAN 7114  
Branch address: 200 FRONT ST. SUITE 2500, TORONTO, CANADA M5V 3L2

ACCOUNT NUMBER [REDACTED] 1211  
SO

TARGET CANADA PROPERTY LP  
TARGET CORP. ATTN: TREASURY DEPT  
1000 NICOLLET MALL TPN-1320  
MINNEAPOLIS, MN 55403

Currency: CAD  
This Statement Date: 31AUG13  
Last Date for this Statement Type: 03AUG13  
Sheet number: 1

Posted Date	Int Date	Trn Typ	Description/Reference	Transaction Amount	Balance
			OPENING BALANCE		22,388,744.99
07AUG13	07AUG13	PVT	CANADA 1398 TARGET CANADA PROPERTY LP TRF/REF: 7114AQS219LA166 TGT PROPERTY CO FUNDING N/A N/A N/A #76 ZBA funding	10,072,617.91DR	12,316,127.08
09AUG13	09AUG13	PVT	CANADA 1398 TARGET CANADA PROPERTY LP TRF/REF: 7114AQS221LAG62 TGT PROPERTY CO FUNDING N/A N/A N/A #77 ZBA funding	8,729,807.19DR	3,586,319.89
15AUG13	13AUG13	PVT	7114225LAL16 NICOLLET ENTERPRISE 3 S.A.R.L. TRF/REF: 7114AQS225LAL16 #80 Canada RBC	53,108,000.00CR	
	13AUG13	PVT	CANADA 1347 TARGET CANADA CO. TRF/REF: 7114AQS225LA166 N/A N/A N/A N/A #78 Canada 1347	45,461,723.95DR	C1
	13AUG13	PVT	CANADA 1398 TARGET CANADA PROPERTY LP TRF/REF: 7114AQS225LA167 TGT PROPERTY CO FUNDING N/A N/A N/A #79 ZBA funding	11,125,123.79DR	99,472.15
14AUG13	14AUG13	PVT	7114226LAM22 NICOLLET ENTERPRISE 3 S.A.R.L. TRF/REF: 7114AQS226LAM22 #82 Canada RBC	5,709,000.00CR	
	14AUG13	PVT	CANADA 1347 TARGET CANADA CO. TRF/REF: 7114AQS226LAH47 N/A N/A N/A N/A #81 Canada 1347	5,945,168.04DR	C1 194,804.11
15AUG13	15AUG13	MIS	CREDIT INTEREST FEB-APR-MAR 2013 CR INTEREST #83 Interest	19,919.71CR	174,221.82
16AUG13	16AUG13	PVT	7114228LAB37 NICOLLET ENTERPRISE 3 S.A.R.L. TRF/REF: 7114AQS228LAB37 #85 Canada RBC	51,827,841.06CR	
	18AUG13	PVT	CANADA 1347 TARGET CANADA CO. TRF/REF: 7114AQS228LAB31 N/A N/A N/A N/A #84 Canada 1347	51,827,841.06DR	C1 174,221.82
19AUG13	19AUG13	PVT	7114231LAL25 NICOLLET ENTERPRISE 3 SARL MASTER TRF/REF: 7114AQS231LAL25 N/A N/A N/A N/A #87 Canada B33	28,688,091.53CR	
	19AUG13	PVT	CANADA 1398 TARGET CANADA PROPERTY LP TRF/REF: 7114AQS231LAM45 TGT PROPERTY CO FUNDING N/A N/A N/A #86 ZBA funding	21,228,343.90DR	9,576,748.91
20AUG13	20AUG13	PVT	CANADA 1398 TARGET CANADA PROPERTY LP TRF/REF: 7114AQS231LAM45 TGT PROPERTY CO FUNDING N/A N/A N/A #88 ZBA funding	4,078,883.77DR	5,497,865.14
21AUG13	21AUG13	PVT	7114232LAL24 NICOLLET ENTERPRISE 3 S.A.R.L. TRF/REF: 7114AQS232LAL24 CLOSING BALANCE #90 Canada RBC	17,898,222.00CR	17,898,222.00

PLEASE CONTACT EDUCATEDCANADABANK@AMERICA.COM WITH ANY QUESTIONS RELATED TO THIS STATEMENT

TOTAL DEBITS 4 TOTAL VALUE OF DEBITS 147,895,708.01  
TOTAL CREDITS 2 TOTAL VALUE OF CREDITS 147,895,708.01





**STATEMENT OF ACCOUNT**

**Bank of America, National Association, Canada Branch.**

COMMERCIAL  
MONTHLY  
TARGET CANADA PROPERTY LP

Deposits with Bank of America Canada are NOT INSURED by the Canada Deposit Insurance Corporation

Branch BIC: BOFACATT  
Branch name/no: BANK OF AMERICA NA, CAN 7114  
Branch address: 200 FRONT ST. SUITE 2500, TORONTO, CANADA M5V 3L2

ACCOUNT NUMBER XXXXXXXXXX 1211  
SO

Currency: CAD

TARGET CANADA PROPERTY LP  
TARGET CORP. ATTN: TREASURY DEPT  
1000 NICOLLET MALL TPN-1320  
MINNEAPOLIS, MN 55403

This Statement Date: 31AUG13

Last Date for this  
Statement Type: 03AUG13


Sheet number: 2

Posted Date	Int Date	Trn Typ	Description/Reference	Transaction Amount	Balance
			OPENING BALANCE		14,505,883.38
21AUG13	21AUG13	PYT	CANADA 1398 TARGET CANADA PROPERTY LP TRF/REF: 7114AQS233LAH93 TGT PROPERTY CO FUNDING N/A N/A N/A #91 ZBA funding	12,097,568.04DR	2,408,317.34
22AUG13	22AUG13	PYT	084411231954 CANADA #92 Tax Refund TRF/REF: 7114ABS234GHA98 CANADA	728,084.05CR	
22AUG13	22AUG13	PYT	CANADA 1398 TARGET CANADA PROPERTY LP TRF/REF: 7114AQS234LAL42 TGT PROPERTY CO FUNDING N/A N/A N/A #91 ZBA funding	2,553,505.82DR	212,695.77
26AUG13	26AUG13	PYT	7134239LAC19 NICOLLET ENTERPRISE 3 S.A.R.L. TRF/REF: 7114AQS218LAC19 #94 Canada RBC	5,000,000.00CR	
26AUG13	26AUG13	PYT	CANADA 1398 TARGET CANADA PROPERTY LP TRF/REF: 7114AQS238LAL79 TGT PROPERTY CO FUNDING N/A N/A N/A #93 ZBA funding	2,834,978.87DR	1,371,516.00
27AUG13	27AUG13	PYT	7134239LAC19 NICOLLET ENTERPRISE 3 S.A.R.L. TRF/REF: 7114AQS239LAC19 #94 Canada RBC	8,050,000.00CR	
27AUG13	27AUG13	PYT	CANADA 1398 TARGET CANADA PROPERTY LP TRF/REF: 7114AQS239LAH07 TGT PROPERTY CO FUNDING N/A N/A N/A #95 ZBA funding	9,813,206.48DR	564,810.42
28AUG13	28AUG13	PYT	N/A TD BANK TORONTO RTGS #98 Bank Fees TRF/REF: 7114AQS239LAP69	498.10DR	564,119.32
30AUG13	30AUG13	PYT	7114242LAP01 NICOLLET ENTERPRISE 3 S.A.R.L. TRF/REF: 7114AQS242LAP01 #101 CANADA RBC	80,182,248.35CR	
09AUG13	09AUG13	PYT	CANADA 1347 TARGET CANADA CO TRF/REF: 7114AQS242LAT91 N/A N/A N/A N/A #97 CANAM 1347	29,287,246.25DR	564,119.32
10AUG13	10AUG13	PYT	CANADA 1398 TARGET CANADA PROPERTY LP #100 ZBA Funding TRF/REF: 7114AQS242LAT91 TGT PROPERTY CO FUNDING N/A N/A N/A	24,821,047.44DR	
09AUG13	09AUG13	WIR	DO NOT TRANSFER DC NOT TRANSFER #97 ZBA Funding	384,379.38DR	24,436,668.00
01AUG13	01AUG13	INT	ADM - PERIOD TO 31AUG13 #100 Interest	14,780.35CR	
01JUL13	01JUL13	INT	ADM - PERIOD TO 30JUN13 #107 Interest	78,220.00CR	
01SEP13	01SEP13	INT	FOR PERIOD TO 31AUG13 #108 Interest	8,158.00CR	
01JUN13	01JUN13	INT	ADM - PERIOD TO 31MAY13 #109 Interest	824,360CR	
01SEP13	01SEP13	INT	FOR PERIOD TO 31AUG13 #107 DD Fee	71.18DR	
			ENDING BALANCE		24,436,668.00

PLEASE CONTACT (416) 947-2222 FOR ASSISTANCE WITH ANY QUESTIONS RELATIVE TO THIS STATEMENT

TOTAL DEBITS 8 TOTAL VALUE OF DEBITS 48,549,858.12  
TOTAL CREDITS 8 TOTAL VALUE OF CREDITS 47,333,922.12

B2L0



**STATEMENT OF ACCOUNT**

**Bank of America, National Association, Canada Branch.**

COMMERCIAL  
MONTHLY  
TARGET CANADA PROPERTY LP

Deposits with Bank of America Canada are NOT INSURED by the Canada Deposit Insurance Corporation

Branch BIC: BOFACATT  
Branch name/no: BANK OF AMERICA NA, CAN 7114  
Branch address: 200 FRONT ST. SUITE 2500, TORONTO, CANADA M5V 3L2

ACCOUNT NUMBER: [REDACTED] 1211  
SO

TARGET CANADA PROPERTY LP  
TARGET CORP. ATTN: TREASURY DEPT  
1000 NICOLLET MALL TPN-1320  
MINNEAPOLIS, MN 55403

Currency: CAD  
This Statement Date: 08OCT13  
Last Date for this Statement Type: 31AUG13  
Sheet number: 1

Posted Date	Int Date	Trn Typ	Description/Reference	Transaction Amount	Balance
			OPENING BALANCE		214,303.59 DR
03SEP13	03SEP13	PYT	7114246LAN94 NICOLLET ENTERPRISE 3 S.A.R.L. #115 CANADA RBLZ TRF/REF: 7114AQS246LAN94	2,900,000.00 CR	
	10AUG13	MIS	DO NOT TRANSFER DO NOT TRANSFER #102 ZBA Funding	384,538.00 CR	
	31AUG13	MIS	DO NOT TRANSFER DO NOT TRANSFER #105 ZBA Funding	209.60 CR	
03SEP13		PYT	CANADA 1379 TARGET CANADA CO. CANADA 1379 TRF/REF: 7114AQS246LAN61 #114 N/A N/A N/A N/A	7,641,225.83 DR	429,209.18
04SEP13	30AUG13	MIS	DO NOT TRANSFER DO NOT TRANSFER #104 ZBA Funding	384,279.19 CR	
	10AUG13	MIS	DO NOT TRANSFER DO NOT TRANSFER #103 ZBA Funding	384,539.00 DR	428,949.37
06SEP13	01SEP13	MIS	DO NOT TRANSFER DO NOT TRANSFER #111 Interest	20.19 CR	428,969.56
06SEP13	06SEP13	PYT	084411282464 CANADA #116 Tax Refund TRF/REF: 7114ABS2490HE92 CANADA	14,406,890.71 CR	14,835,860.27
10SEP13	10SEP13	PYT	CANADA 1398 TARGET CANADA PROPERTY LP #117 ZBA Funding TRF/REF: 7114AQS253AK02 TGT PROPERTY CO FUNDING N/A N/A N/A	9,400,000.00 DR	
	10SEP13	TFR FR	[REDACTED] 1203 TFR FR [REDACTED] 1203 #118 ZBA Funding	38,251.94 DR	8,997,708.33
11SEP13	11SEP13	PYT	7114254LAR64 NICOLLET ENTERPRISE 3 S.A.R.L. #120 CANADA RBLZ TRF/REF: 7114AQS254LAR64	25,852,059.63 CR	
	11SEP13	PYT	CANADA 1347 TARGET CANADA CO. #119 CANADA 1347 TRF/REF: 7114AQS254LAG01 N/A N/A N/A N/A	25,852,059.63 DR	5,397,708.33
12SEP13	10SEP13	TFR FR	[REDACTED] 1203 TFR FR [REDACTED] 1203 #121 ZBA Funding	1,845,226.84 DR	1,072,381.89
13SEP13	13SEP13	PYT	7114256LR947 NICOLLET ENTERPRISE 3 S.A.R.L. #123 CANADA RBLZ TRF/REF: 7114AQS256LR947	8,930,000.00 CR	
	11SEP13	TFR FR	[REDACTED] 1203 TFR FR [REDACTED] 1203 #122 ZBA Funding	1,845,226.84 DR	94,154.77
14SEP13	14SEP13	PYT	7114259LA782 NICOLLET ENTERPRISE 3 S.A.R.L. #124 CANADA 1335 TRF/REF: 7114AQS259LA782 N/A N/A N/A N/A	18,961,980.80 CR	19,546,764.77
18SEP13	18SEP13	MIS	7114258LA079 NICOLLET ENTERPRISE 3 S.A.R.L. #127 CANADA RBLZ TRF/REF: 7114AQS258LA079	4,999,420.80 CR	
	18SEP13	PYT	CANADA 1347 TARGET CANADA CO. #125 CANADA 1347 TRF/REF: 7114AQS258LAK03 N/A N/A N/A N/A	27,894,874.80 DR	6,652,319.97
			CLOSING BALANCE		5,450,409.10


PLEASE CONTACT DEDICATEDCANADASUPPORT@AMERICA.COM WITH ANY QUESTIONS RELATED TO THIS STATEMENT.

TOTAL DEBIT 0  
TOTAL CREDIT 13

TOTAL VALUE OF DEBITS  
TOTAL VALUE OF CREDITS

00.000 000.00  
14,336,139.00

B27



STATEMENT OF ACCOUNT

Bank of America, National Association, Canada Branch.

COMMERCIAL  
MONTHLY  
TARGET CANADA PROPERTY LP

Deposits with Bank of America Canada are NOT INSURED by the Canada Deposit Insurance Corporation

Branch BIC: BOFACATD  
Branch name/no: BANK OF AMERICA NA, CAN 7114  
Branch address: 200 FRONT ST. SUITE 2500, TORONTO, CANADA M5V 3L2

ACCOUNT NUMBER [REDACTED] 1211  
SO

TARGET CANADA PROPERTY LP  
TARGET CORP. ATTN: TREASURY DEPT  
1000 NICOLLET MALL TPN-1320  
MINNEAPOLIS, MN 55403

Currency: CAD  
This Statement Date: 08OCT13  
Last Date for this Statement Type: 31AUG13  
Sheet number: 2


Posted Date	Int Date	Trn Typ	Description/Reference	Transaction Amount	Balance
			OPENING BALANCE		5,350,908.16
18SEP13	18SEP13	TFR FR [REDACTED] 1203	TFR FR [REDACTED] 1203 #126 ZBA Funding	3,162,991.17DR	2,187,916.99
20SEP13	20SEP13	TFR FR [REDACTED] 1203	TFR FR [REDACTED] 1203 #125 ZBA Funding	165,640.46DR	2,022,276.53
23SEP13	23SEP13	PYT	7114266LA199 NICOLLET ENTERPRISE 3 SARL MASTER TRF/REF: 7114AQ5266LA199 #130 CANADA RBLZ N/A N/A N/A N/A	10,000,000.00CR	
23SEP13		TFR FR [REDACTED] 1203	TFR FR [REDACTED] 1203 #129 ZBA Funding	10,424,912.47DR	1,597,364.06
25SEP13	25SEP13	PYT	7114268LA97 NICOLLET ENTERPRISE 3 S.A.R.L. TRF/REF: 7114AQ5268LA97 #133 CANADA RBLZ	31,000,000.00CR	
25SEP13		PYT	CANADA 1347 TARGET CANADA CO. TRF/REF: 7114AQ5268LA126 #131 CANADA 1347 N/A N/A N/A N/A	20,174,845.82DR	CL6
25SEP13		TFR FR [REDACTED] 1203	TFR FR [REDACTED] 1203 #132 ZBA Funding	11,910,032.90DR	1,012,485.34
26SEP13	26SEP13	PYT	7114269LA16 NICOLLET ENTERPRISE 3 S.A.R.L. TRF/REF: 7114AQ5269LA16 #135 CANADA RBLZ	10,000,000.00CR	
26SEP13		TFR FR [REDACTED] 1203	TFR FR [REDACTED] 1203 #134 ZBA Funding	8,810,197.47DR	2,202,287.87
30SEP13	30SEP13	PYT	7114273LA050 NICOLLET ENTERPRISE 3 S.A.R.L. TRF/REF: 7114AQ5273LA050 #137 CANADA RBLZ	2,000,000.00CR	
01OCT13		INT	FOR DISSEP13 TO JOSEP13 #138 Interest	3,129.33CR	
01SEP13		INT	ADJ - PERIOD TO 31AUG13 #13 Interest	73.13CR	
01SEP13		INT	ADJ - PERIOD TO 31AUG13 #12 Interest	8.53CR	
30SEP13		TFR FR [REDACTED] 1203	TFR FR [REDACTED] 1203 #136 ZBA Funding	1,902,947.62DR	702,459.24
01OCT13	01OCT13	PYT	7114274LA051 NICOLLET ENTERPRISE 3 S.A.R.L. TRF/REF: 7114AQ5274LA051 #141 CANADA RBLZ	34,000,000.00CR	
01OCT13		PYT	CANADA 1379 TARGET CANADA CO. TRF/REF: 7114AQ5274LA051 #139 CANADA 1379 N/A N/A N/A N/A	22,170,880.82DR	
01OCT13		PYT	CANADA 1379 TARGET CANADA CO. TRF/REF: 7114AQ5274LA051 #140 CANADA 1379 N/A N/A N/A N/A	7,829,119.18DR	2,529,298.50
01OCT13	01OCT13	TFR FR [REDACTED] 1203	TFR FR [REDACTED] 1203 #142 ZBA Funding	4,000,000.00DR	859,298.50
01OCT13	01OCT13	PYT	7114276LA052 NICOLLET ENTERPRISE 3 S.A.R.L. TRF/REF: 7114AQ5276LA052 #144 CANADA RBLZ	1,000,000.00CR	
			CLOSING BALANCE		2,859,298.50

PLEASE CONTACT DEPOSIT/CASH/NEW SAVINGS SERVICES @ 1-800-368-5212  
FOR ANY QUESTIONS REGARDING THIS STATEMENT

TOTAL DEBITS OF  
TOTAL CREDITS

TOTAL VALUE OF DEBITS  
TOTAL VALUE OF CREDITS

BE 103 001 01  
BE 003 100 00



**STATEMENT OF ACCOUNT**

**Bank of America, National Association, Canada Branch.**

COMMERCIAL  
MONTHLY  
TARGET CANADA PROPERTY LP

Deposits with Bank of America Canada are NOT INSURED by the Canada Deposit Insurance Corporation

Branch BIC: BOFACATT  
Branch name/no: BANK OF AMERICA NA, CAN 7114  
Branch address: 200 FRONT ST. SUITE 2500, TORONTO, CANADA M5V 3L2

ACCOUNT NUMBER [REDACTED] 1211  
SO

TARGET CANADA PROPERTY LP  
TARGET CORP. ATTN: TREASURY DEPT  
1000 NICOLLET MALL TPN-1320  
MINNEAPOLIS, MN 55403

Currency: CAD  
This Statement Date: 08OCT13  
Last Date for this  
Statement Type: 31AUG13  
Sheet number: 3

Posted Date	Int Date	Trn Typ	Description/Reference	Transaction Amount	Balance
			OPENING BALANCE		1,650,201.00
03OCT13	03OCT13		TFR FR [REDACTED] 1203 TFR FR [REDACTED] 1203 #143 LBA Funding	1,151,334.26DR	498,866.72
04OCT13	04OCT13	BYT	7114277LAU36 NICOLLET ENTERPRISE 1 S.A.R.L. TRF/REF: 7114AQS277LAU36 #147 CANADA R&C 2	31,000,000.00CR	
	04OCT13	BYT	CANADA 1347 TARGET CANADA CO. TRF/REF: 7114AQS277LAL02 #145 CANADA 1347 N/A N/A N/A N/A	23,516,961.19DR	CL
	04OCT13		TFR FR [REDACTED] 1203 TFR FR [REDACTED] 1203 #146 LBA Funding	8,844,282.54DR	
			ENDING BALANCE		387,622.89

PLEASE CONTACT DEPT. 5450 CANADA@BANKOFAMERICA.COM  
WITH ANY QUESTIONS RELATED TO THIS STATEMENT.

TOTAL DEBITS : TOTAL VALUE OF DEBITS  
TOTAL CREDITS : TOTAL VALUE OF CREDITS

AC B/L 517 01  
Trust