

**PROOF OF CLAIM FORM FOR CLAIMS AGAINST
THE TARGET CANADA ENTITIES¹**

1. Name of Target Canada Entity or Entities (the “Debtor”):

Debtor: Target Canada Property LLC and Target Canada Co.

2(A) Original Claimant (the “Claimant”)

Legal Name of Claimant:	<u>Target Canada Property LP</u>	Name of Contact	<u>Corey Haaland</u>
Address:		Title	<u>SVP Financial Planning & Analysis</u>
<u>1000 Nicollet Mall</u>		Phone #	<u>612-761-1325</u>
		Fax #	<u>612-761-9956</u>
City <u>Minneapolis</u>	Prov /State <u>MN</u>	email	<u>Corey.Haaland@Target.com</u>
Postal/Zip Code <u>55403</u>			

2b. Assignee, if claim has been assigned

Legal Name of Assignee		Name of Contact	
Address		Phone #	
		Fax #	
City	Prov /State	email:	
Postal/Zip Code			

¹ Target Canada Co., Target Canada Health Co., Target Canada Mobile GP Co., Target Canada Pharmacy (BC) Corp., Target Canada Pharmacy Corp., Target Canada Pharmacy (SK) Corp., Target Canada Property LLC, Target Canada Pharmacy Franchising LP, Target Canada Mobile LP, And Target Canada Property LP (collectively, the “Target Canada Entities”).

3. Amount of Claim

The Debtor was and still is indebted to the Claimant as follows:

Currency	Amount of Claim (including interest up to and including January 14, 2015) ²	Unsecured Claim	Secured Claim
Canadian Dollars	\$1,449,577,927 (See Exhibit A for detail)	<input checked="" type="checkbox"/>	<input type="checkbox"/>
Canadian Dollars	\$87,748,817 (See Exhibit B for detail)	<input checked="" type="checkbox"/>	<input type="checkbox"/>
Canadian Dollars	Unknown (See Exhibit C for detail)	<input checked="" type="checkbox"/>	<input type="checkbox"/>
Canadian Dollars	Unknown (See Exhibit D for detail)	<input checked="" type="checkbox"/>	<input type="checkbox"/>

4. Documentation

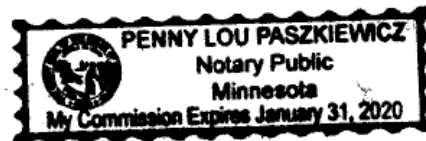
Provide all particulars of the Claim and supporting documentation, including amount, and description of transaction(s) or agreement(s), or legal breach(es) giving rise to the Claim, including any claims assignment/transfer agreement or similar document, if applicable, and amount of invoices, particulars of all credits, discounts, etc. claimed, description of the security, if any, granted by the affected Debtor to the Claimant and estimated value of such security.

5. Certification

I hereby certify that:

1. I am the Claimant or authorized representative of the Claimant.
2. I have knowledge of all the circumstances connected with this Claim.
3. The Claimant asserts this Claim against the Debtor as set out above.
4. Complete documentation in support of this claim is attached.

Signature: <u><i>Corey Haaland</i></u>	Witness: <u><i>Penny Lou Paszkiewicz</i></u>
Name: <u>Corey Haaland</u>	(signature)
Title: <u>SVP Financial Planning & Analysis</u>	<u>Penny Lou Paszkiewicz</u>
	(print)
Dated at <u>Minneapolis, MN</u> this <u>30th</u> day of <u>July</u> , 2015	



² Pursuant to paragraph 9 of the Claims Procedure Order, interest accruing from the Filing Date (January 15, 2015) shall not be included in any Claim.

6. Filing of Claim

This Proof of Claim must be received by the Monitor on or before 5:00 p.m. (Toronto time) on August 31, 2015 by prepaid ordinary mail, registered mail, courier, personal delivery or electronic transmission at the following address:

**Alvarez & Marsal Canada Inc.
Target Canada Monitor
Royal Bank Plaza, South Tower
200 Bay Street, Suite 2900, P.O. Box 22
Toronto, ON Canada M5J 2J1
Attention: Greg Karpel
Email: targetcanadaclaims@alvarezandmarsal.com
Fax No.: 416-847-5201**

For more information see www.alvarezandmarsal.com/targetcanada, or contact the Monitor
by telephone (1-844-864-9548)

EXHIBIT A TO PROOF OF CLAIM

Target Canada Property LP (“Property LP”) files this Proof of Claim against Target Canada Property LLC (“Debtor”).

Target Canada Co. (“CanCo”) held leasehold interests in existing retail sites across Canada. On February 4, 2013, CanCo subleased certain retail sites to Property LP. Under this sublease arrangement, Property LP agreed to construct and pay for real property improvements (“RPI”) for each site and sub-sublease the improved sites back to CanCo. The sublease arrangement was designed to finance the build out of the Canadian stores in a tax efficient manner. Specifically, the transaction was intended to provide the following benefits:

1. Efficiently use cash held by Property LP’s indirect parent, TCC Corporation S.à r.l;
2. Separate legal liability for the real estate property from the Canadian retail operations; and
3. Reduce the Canadian tax burden of Property LP by providing interest deductions.

Following the sublease to Property LP, certain Canadian tax rules were amended, reducing the tax benefit of the structure. In response to these amendments, and to extend the period of time before they would apply, Property LP assigned its interest in the subleases and the sub-subleases to Debtor on January 9, 2014. As a result of the assignment, all RPI were transferred to Debtor.

To finance its acquisition of the subleases and sub-subleases, Debtor entered into a Loan Facility Agreement with Property LP dated as of January 9, 2014 (the “Original Loan Facility Agreement”). The Original Loan Facility Agreement was amended by that certain First Amendment to Loan Facility dated January 2, 2015 (the “Amendment to Loan Facility Agreement”)¹. The Original Loan Facility Agreement as amended by the First Amendment to Facility Agreement is referred to as the “Loan Facility Agreement”; the loan facility made available to Debtor under the Loan Facility Agreement is referred to as the “Loan Facility”. Copies of the Original Loan Facility Agreement and the Amendment to Loan Facility Agreement are submitted with this Proof of Claim as **Schedule 1**.

At the time the Original Loan Facility Agreement was executed, the value of the leases and subleases being assigned to Debtor was estimated at CAD\$1,331,556,150 (including land valued at CAD\$14,475,023), as reflected in the Loan Facility Agreement.²

¹ The Amendment to Loan Facility Agreement: (i) added all accrued and unpaid interest on the LP to LLC loan to the principal balance; Debtor did not have the cash available to pay interest without further borrowing so the amount due was capitalized instead; and (ii) modified the definition of “event of default,” to avoid the possibility of automatic acceleration of the debt upon a CCAA filing or other insolvency event.

² It was later determined that Property LP should not have paid CanCo CAD\$14,475,023 for land when it entered into the sublease arrangement in 2013, as CanCo retained an interest in the sites after the sublease to Property LP. The land value was therefore excluded from (thereby reducing) the amount owing by Debtor to Property LP, because it was not part of the value received by Debtor from Property LP. The adjustment left CAD\$1,317,081,127 owing by Debtor to Property LP on account of the initial transfer of the subleases and sub-subleases to Debtor.

The balance owing by Debtor to Property LP under the Loan Facility increased to reflect additional funding provided to Debtor and expenditures made on behalf of Debtor by Property LP, as follows:

1. Property LP provided funding to Debtor to pay the taxes related to the assignment of the subleases and sub-subleases, totaling CAD\$145,439,561 (“Tax Liability”).
2. Property LP made payments of CAD\$5,477,523 on behalf of Debtor related to the stores, including payments to contractors and for rent (“Store Payments”).
3. Property LP received payment of CAD\$157,000,000 from Debtor to repay the Tax Liability and the Store Payments.
4. Property LP made payments on behalf of Debtor, mainly for fixed assets, in the total amount of CAD\$41,786,915.
5. Interest accrued on the Loan Facility, which as of January 14, 2015, totaled CAD\$96,792,801; the accrued interest was added to the principal pursuant to the Amendment to Loan Facility Agreement.

As summarized in the chart below, as of January 14, 2015, the total amount owed by Debtor to Property LP under the Loan Facility totals CAD\$1,449,577,927.

Transaction	Reference in Schedule 2	Balance (\$CAD)	Running Total (\$CAD)
Assignment of Lease/Subleases	A4	1,331,556,150	1,331,556,150
Adjustment for Can Co Land	N2	(14,475,023)	1,317,081,127
Tax Liability Payments	Section T	145,439,561	1,462,520,688
Store Payments	N1	5,477,523	1,467,998,211
Repayment by Debtor	N1	(157,000,000)	1,310,998,211
Fixed Asset Payments	N1	41,786,915	1,352,785,126
Accrued and Owing Interest	N3	96,792,801	1,449,577,927

Submitted in support of this Proof of Claim as **Schedule 2** are: (i) Flowchart of Transactions; (ii) Tieout Summary and Process Notes; (iii) Intercompany Invoice dated January 9, 2014; (iv) Summary of Loan Facility Balance and Drawdown Activity; (v) Interest Calculation on Loan Facility Balance; (vi) Journal Entry and Support for Taxes; (vii) Pivot Tables of SAP General Ledger Detail; (viii) General Ledger Detail for Bank Activity for Property LP and Debtor; (ix) Real Property Roll-forward Spend by Location for Property LP and Debtor; (x) Payment Detail for Land Payments made by Property LP; (xi) Fixed Asset Payment Detail; (xii) Rent Payments made by Property LP; (xiii) Rent Expenses by Month; (xiv) Bank Statements; (xv) Fiscal Year 2013 Property LP and Debtor Trial Balance; and (xvi) Fiscal Year 2013 Property LP and Debtor Trial Balance and Roll-forward.

Property LP files this claim in the total amount of CAD\$1,449,577,927.

TARGET CANADA PROPERTY LP RESERVES ALL RIGHTS IT MAY NOW OR AT ANY TIME HEREAFTER HAVE AGAINST DEBTOR IN THE CCAA PROCEEDING OR ANY OTHER PERSON. THIS CLAIM IS NOT INTENDED TO BE, AND SHALL NOT BE CONSTRUED AS: (1) AN ELECTION OF REMEDIES; OR (2) A WAIVER OF, OR LIMITATION ON, ANY RIGHTS, REMEDIES, CLAIMS OR INTERESTS OF TARGET CANADA PROPERTY LP.

TARGET CANADA PROPERTY LP RESERVES ANY AND ALL RIGHTS WITH RESPECT TO THIS CLAIM, INCLUDING, BUT NOT LIMITED TO, THE RIGHT TO SUPPLEMENT OR AMEND THIS PROOF OF CLAIM, IN ANY MANNER AND FOR ANY PURPOSE, AFTER THE LAST DATE SET FOR FILING CLAIMS IN THE CCAA PROCEEDING.

EXHIBIT B TO PROOF OF CLAIM

Target Canada Property LP (“Property LP”) files this Proof of Claim against Target Canada Co. (“Debtor”).

Debtor held certain leasehold interests in existing retail sites across Canada. On February 4, 2013, Debtor subleased certain retail sites to Property LP. Under this sublease arrangement, Property LP agreed to construct and pay for the real property improvements (“RPI”) for each site and sub-sublease the improved sites back to Debtor. The sublease arrangement was designed to finance the build out of the Canadian stores in a tax efficient manner. Specifically, the transaction was intended to provide the following benefits:

4. Efficiently use cash held by Property LP’s indirect parent, TCC Corporation S.à r.l;
5. Separate legal liability for the real estate property from the Canadian retail operations; and
6. Reduce the Canadian tax burden of Property LP by providing interest deductions.

As part of the leaseback transaction, Debtor and Property LP entered into that certain Master Agreement dated as of February 4, 2013. Under the Master Agreement, Debtor was to provide certain property management and administrative services to Property LP.

Following the sublease to Property LP, certain Canadian tax rules were amended, reducing the tax benefit of the structure. In response to these amendments, and to extend the period of time before they would apply, Property LP assigned its interest in the subleases and the sub-subleases to Target Canada Property LLC (“TCP”) on January 9, 2014. Property LP assigned its rights under the Master Agreement to TCP pursuant to that certain Assignment and Assumption Agreement dated as of January 9, 2014 (the “Assignment Agreement”).

The Master Agreement was terminated by Debtor, TCP and Target Property LP, pursuant to that certain Master Termination Dated as of as of February 25, 2015. A copy of the Master Agreement, Assignment Agreement, and Master Termination are attached hereto as **Schedule B1**. The Mutual Termination terminated the parties’ obligations under the Master Agreement and also the sublease and leaseback relationship between Debtor, Property LP, and TCP.

As of January 14, 2015, Debtor owed certain amounts to Property LP. First, Property LP incurred costs for the RPI at the sites subleased by Property LP and sub-subleased back to Debtor. Because of this additional investment by Property LP, the leaseback payments by Debtor included repayment of these amounts. Debtor owes Property LP CAD\$15,239,732 related to these RPI repayments.

Second, Debtor received sales tax refunds on account of taxes originally paid by Property LP for the leaseback properties. Debtor holds sales tax refunds payable to Property LP in the total amount of CAD\$7,321,927.

Finally, Property LP paid Debtor for retainage on the fixed assets at the subleased properties. Property LP also paid 100% of the invoice costs (not reduced for retainage) for the fixed assets to contractors, resulting in duplicative payments. Further, Property LP never took title to land but made payments to Debtor for land, made payments for non-subleased sites, and

made payments in amounts greater than actually paid to contractors, all of which resulted in overpayments to Debtor. The net impact of these duplicative and incorrect payments to Debtor was a receivable owing by Debtor to Property LP totaling CAD\$65,715,887.

Thus, the total amount owing by Debtor to Property LP on January 14, 2015, was CAD\$88,277,546.

The amount owing by Debtor to Property LP is reduced, however, by the outstanding administrative fees owed by Property LP to Debtor under the Master Agreement. As of January 14, 2015, the administrative fees totaled CAD\$210,802 (the “Administrative Fee”). In addition, the administrative fees for fiscal year 2013 were recalculated to account for a net underpayment. This resulted in a payable by Property LP to Debtor totaling \$317,928 for fiscal year 2013 (the “Administrative Fee True-up”).

The chart below summarizes the amounts owing by Debtor to Property LP as of January 14, 2015, the Administrative Fee, and the Administrative Fee True-up.

Transaction	Balance (\$CAD)	Running Total (\$CAD)
Leaseback Costs	\$15,239,732	\$15,239,732
Sales Tax Refunds	\$7,321,927	\$22,561,659
Fixed Asset Overpayments	\$65,715,887	\$88,277,546
Administrative Fee	(\$210,802)	\$88,066,744
Administrative Fee True-up	(\$317,928)	\$87,748,817

Submitted in support of this Proof of Claim as **Schedule B2** are: (i) Pivot of General Ledger Item Detail for Intercompany Accounts; (ii) SAP ECC General Ledger Line Items for Intercompany Accounts; (iii) Administrative Fee detail; (iv) Leaseback costs detail; (v) Leaseback True-ups; (vi) Financial Reporting Entry to Correct Intercompany Amounts for 2014; (vii) Detail on Property LP Overpayments to Debtor; (viii) SAP ECC General Ledger Items for Sales Tax Refunds; (ix) Acknowledgement of Receipt for Tax Refunds from Revenu Quebec; (x) Leaseback calculations to support balances for leaseback detail for FY2013 and FY2014; and (xi) Administrative Fee and True-Up Support.

Also submitted with this Proof of Claim as **Schedule B3** is a copy of the supporting documentation for Property LP’s claim against Target Canada Property LLC. Schedule 3 is used to substantiate the Fixed Asset Overpayments.

Property LP files this claim in the total amount of CAD\$87,748,817.

TARGET CANADA PROPERTY LP RESERVES ALL RIGHTS IT MAY NOW OR AT ANY TIME HEREAFTER HAVE AGAINST DEBTOR IN THE CCAA PROCEEDING OR ANY OTHER PERSON. THIS CLAIM IS NOT INTENDED TO BE, AND SHALL NOT BE CONSTRUED AS: (1) AN ELECTION OF REMEDIES; OR (2) A WAIVER OF, OR LIMITATION ON, ANY RIGHTS, REMEDIES, CLAIMS OR INTERESTS OF TARGET CANADA PROPERTY LP.

EXHIBIT C TO PROOF OF CLAIM

Target Canada Property LP (“Property LP”) files this Proof of Claim against Target Canada Property LLC (“Debtor”).

Terms used in this claim but not otherwise defined herein shall have the meanings ascribed thereto in the Claims Procedure Order issued by the Ontario Superior Court of Justice (Commercial List) dated June 11, 2015 (the “Claims Procedure Order”).

In addition to the amounts owed by Debtor to Property LP detailed on Exhibit A to this Proof of Claim, Property LP also asserts an unliquidated and contingent claim against the Debtor.

Property LP may have one or more contingent claims against the Debtor arising out of or relating to Pre-Filing Claims and/or Restructuring Period Claims asserted by one or more Persons against one or more of the Target Canada Entities. The particulars of such claims will not be known until such time as the Monitor has received all Proofs of Claim pursuant to the Claims Procedure Order. Accordingly, Property LP reserves its right to amend, supplement or revise this Proof of Claim against Debtor at any time.

TARGET CANADA PROPERTY LP RESERVES ALL RIGHTS IT MAY NOW OR AT ANY TIME HEREAFTER HAVE AGAINST DEBTOR IN THE CCAA PROCEEDING OR ANY OTHER PERSON. THIS CLAIM IS NOT INTENDED TO BE, AND SHALL NOT BE CONSTRUED AS: (1) AN ELECTION OF REMEDIES; OR (2) A WAIVER OF, OR LIMITATION ON, ANY RIGHTS, REMEDIES, CLAIMS OR INTERESTS OF TARGET CANADA PROPERTY LP.

TARGET CANADA PROPERTY LP RESERVES ANY AND ALL RIGHTS WITH RESPECT TO THIS CLAIM, INCLUDING, BUT NOT LIMITED TO, THE RIGHT TO SUPPLEMENT OR AMEND THIS PROOF OF CLAIM, IN ANY MANNER AND FOR ANY PURPOSE, AFTER THE LAST DATE SET FOR FILING CLAIMS IN THE CCAA PROCEEDING.

EXHIBIT D TO PROOF OF CLAIM

Target Canada Property LP (“Property LP”) files this Proof of Claim against Target Canada Co. (“Debtor”).

Terms used in this claim but not otherwise defined herein shall have the meanings ascribed thereto in the Claims Procedure Order issued by the Ontario Superior Court of Justice (Commercial List) dated June 11, 2015 (the “Claims Procedure Order”).

In addition to the amounts owed by Debtor to Property LP detailed on Exhibit B to this Proof of Claim, Property LP also asserts an unliquidated and contingent claim against the Debtor.

Property LP may have one or more contingent claims against the Debtor arising out of or relating to Pre-Filing Claims and/or Restructuring Period Claims asserted by one or more Persons against one or more of the Target Canada Entities. The particulars of such claims will not be known until such time as the Monitor has received all Proofs of Claim pursuant to the Claims Procedure Order. Accordingly, Property LP reserves its right to amend, supplement or revise this Proof of Claim against Debtor at any time.

TARGET CANADA PROPERTY LP RESERVES ALL RIGHTS IT MAY NOW OR AT ANY TIME HEREAFTER HAVE AGAINST DEBTOR IN THE CCAA PROCEEDING OR ANY OTHER PERSON. THIS CLAIM IS NOT INTENDED TO BE, AND SHALL NOT BE CONSTRUED AS: (1) AN ELECTION OF REMEDIES; OR (2) A WAIVER OF, OR LIMITATION ON, ANY RIGHTS, REMEDIES, CLAIMS OR INTERESTS OF TARGET CANADA PROPERTY LP.

SCHEDULE A1

LOAN FACILITY AGREEMENT

between

Target Canada Property LP

and

Target Canada Property LLC

This Loan Facility Agreement is made as of 9 January 2014:

Between:

1. **Target Canada Property LP**, a limited partnership formed under the laws of Ontario, Canada, with a registered office at c/o Osler, Hoskin & Harcourt, LLP, Suite 6100, First Canadian Place, Toronto, Ontario M5X 1B8, hereinafter referred to as the "**Lender**".

and

2. **Target Canada Property LLC**, a limited liability company formed under the laws of the State of Minnesota, United States of America, its registered office at 1000 Nicollet Mall, Minneapolis, Minnesota, registered with the Minnesota Secretary of State under number 704969000021, hereinafter referred to as the "**Borrower**".

the Lender and the Borrower hereinafter jointly referred to as the "**Parties**", and each of them individually as a "**Party**".

WHEREAS:

- A. The Lender is willing to convey, assign and transfer to the Borrower all of its rights, title and interest in all of its assignable leases and subleases, and Borrower is willing to accept such interest.

The Lender is prepared to grant a loan facility to the Borrower which the Borrower is willing to accept.

- B. The Lender and the Borrower wish to lay down the terms and conditions applicable to the foregoing in writing in this Loan Facility Agreement.

HAVE AGREED AS FOLLOWS:

Article 1 - Preamble

- 1.1 The preamble is deemed to be embodied in this Loan Facility Agreement.

Article 2 - Definitions

- 2.1 In this Loan Facility Agreement, unless the context otherwise requires, the following expressions shall have the following meaning:

Annual Accrual Date	means, in relation to the initial Annual Accrual Date, 30 November 2014, and, in relation to each subsequent Annual Accrual Date, the 30th day of November of each year;
Affiliate:	any person or entity that directly or indirectly is controlled by or is under common control of the party as specified;
Agreement:	this Loan Facility Agreement;
Business Day:	a day (other than a Saturday or Sunday) on which banks are generally open for business in the City of Toronto, Canada, the City of Minneapolis in the United States and the Grand Duchy of Luxembourg;
Drawdown Date:	the date or dates on which a particular Drawing is to be made under the Facility;
Drawdown Notice:	a notice given in accordance with Article 4 with respect to a particular Drawing;
Drawing:	each advance made under the Facility;
Effective Date:	9 January 2014
Events of Default:	the events of default specified in Article 9.1;
Facility:	the Facility of a maximum amount of two billion Canadian dollars (CAD 2,000,000,000) granted by the Lender to the Borrower under this Agreement.
Interest Payment Date:	means, in relation to the initial Interest Payment Date, 31 January 2015, and, in relation to each subsequent Interest Payment Date, 31 st day of January of each year, or any earlier date in case of a prepayment of any Drawing under the Facility or any other date mutually agreed by the Lender and the Borrower;
Interest Rate:	the interest rate as specified in or determined pursuant to Article 5;

Maturity Date:	means twenty (20) years after the Effective Date;
Principal Balance	the cumulative Drawings on the Facility to date, as summarized in Annex B, less any amount repaid on account of the principal balance thereof;
Semi-annual Period:	each six-month period ending on the last day of January (31 January) or the last day of July (31 July).

- 2.2 Where the context so allows, the above expressions in singular shall include the plural and vice versa.

Article 3 - Transfer of Assignable Leases and Subleases; Adjustments

- 3.1 By separate written instrument, Lender has conveyed, assigned and transferred the assignable leases and subleases to Borrower.
- 3.2 The Parties acknowledge that as of the Effective Date, the value of the assignable leases and subleases is estimated to be CAD \$1,331,556,150.
- 3.3 The Parties agree that (i) 90 days following the Effective Date and (ii) at the end of Lender's 2014 fiscal year, the actual value of the assignable leases and subleases shall be adjusted and any differences shall be settled by adjustments to the Facility, such adjustments (if any) to be deemed effective as of the Effective Date.
- 3.4 If at any time after the Effective Date:
- (a) The Parties further agree that; or
 - (b) the Minister of National Revenue of Canada or any other competent taxing authority issues or proposes to issue any assessment or re-assessment of tax for any person on the basis that; or
 - (c) for the purposes of administering the Income Tax Act and determining the income tax consequences of the transaction set out herein, it is finally determined by a tribunal or a Court of competent jurisdiction that,
- the fair market value of the assignable leases and subleases on the Effective Date is different from the amount paid for such assignable leases and subleases on the Effective Date, then the amount paid shall be adjusted as necessary and appropriate to reflect the fair market value and all other adjustments required as a

consequence thereof shall forthwith be made between the proper Parties, such adjustments (if any) to be deemed effective as of the Effective Date.

Article 4 - Loan Facility

- 4.1 The Lender hereby grants to the Borrower a loan facility in a maximum amount of two billion Canadian dollars (CAD 2,000,000,000) subject to the terms and conditions of this Agreement.
- 4.2 The Facility will be available to the Borrower to be drawn in one or several Drawings, each Drawing to be made on a Drawdown Date between the Effective Date and the Maturity Date.
- 4.3 Notwithstanding the foregoing provisions of Article 4.1, this Agreement may be terminated by mutual agreement of both Parties, and the date of any such early termination thereafter shall be considered the Maturity Date for all purposes hereunder.

Article 5 - Drawdown

4.1 If the Borrower wants to make a Drawing under the Facility then it must submit an appropriately completed and duly signed Drawdown Notice, substantially in the form attached hereto as Annex A, to the Lender at or before the beginning of the calendar quarter on which the funds under the Drawing are sought to be made available (i.e. 1 January, 1 April, 1 July and 1 October) or if additional Drawings are desired during the course of a calendar quarter, at any time during such quarter. At the end of each quarter (i.e. 31 March, 30 June, 30 September and 31 December), each Drawing with respect to which such Drawdown Notice was delivered will be recorded by the Lender and acknowledged by the Borrower in Annex B. Amounts drawn down under this section and repaid or prepaid may not be reborrowed.

Article 6 - Interest; Repayment

- 6.1 Interest shall accrue on the outstanding Principal Balance, both before and after default, demand, maturity and judgment, from and including the date of the drawdown of a Drawing until the full repayment of the Drawing, and, at the latest, on the Maturity Date. Interest shall be fixed at the rate of 7.0% per annum.
- 6.2 Interest shall be calculated on the basis of the actual number of days elapsed and on the basis of a year of 365 days and the Borrower must pay (on each Interest Payment Date) accrued interest as of the Annual Accrual Date. In calculating the

amount of interest payable any period for which such amounts are to be calculated shall include the first day of the period and exclude the last day of the period. Interest will be payable on each Interest Payment Date but may be paid earlier without penalty subject to giving not more than 60 nor less than 10 Business Days' prior written notice to the Lender.

- 6.3 For any period for which the interest rate is calculated that does not equal a year (each a "deemed interest period"), the interest rate, as calculated hereunder for the purposes of the Interest Act (Canada), shall be yearly rate calculated by dividing the interest rate as otherwise calculated by the actual number of days in such deemed interest period, then multiplying such result by the actual number of days in the applicable calendar year (365 or 366).
- 6.4 Subject to the terms and conditions of this Facility, the Borrower shall not be required to make repayments of the Facility until the Maturity Date. The Principal Balance, together with all accrued and unpaid interest and other amounts payable hereunder, shall be due and payable in full in cash on the Maturity Date. In case the Facility has been drawn through several Drawings, all Drawings shall terminate and be repaid no later than the Maturity Date.
- 6.5 Unless otherwise expressly agreed to in writing between the Parties, each Drawing, each repayment and the accrual of interest thereon shall be denominated in Canadian dollars (CAD).

Article 7 - Make-Whole Payment

- 7.1 The outstanding Principal Balance of this Facility may be prepaid to the Lender, in whole or in part, at the option of the Borrower, on giving not more than 60 nor fewer than 10 Business Days' prior written notice to the Lender, at any time at a prepayment amount equal to the greater of (i) 100% of the Principal Balance being repaid and (ii) the sum of the present values of the future scheduled payments of principal and interest thereon (exclusive of interest accrued to the date of prepayment) discounted to the prepayment date on a semi-annual basis (assuming a 360-day year consisting of twelve 30-day months) effective as at the last day of a Semi-annual Period at the Canadian Bond Rate, plus 25 basis points plus in each case accrued interest thereon to the date of prepayment.
- 7.2 Unless the Borrower defaults in payment of the prepayment amount, on and after the prepayment date, interest will cease to accrue on this Facility or portions thereof called for prepayment upon such date as notice of prepayment is given.

Article 8 - Withholding Taxes

- 8.1 In the event that any withholding taxes or other duties are levied on any payments due the Lender from the Borrower, the Borrower shall not be required to pay the Lender any additional amount and shall pay to the Lender each amount due on which such withholding taxes or other duties are levied, net of such withholding taxes or other duties paid to payable by the Borrower. The Borrower shall promptly provide the Lender with a certificate of receipt, or other evidence, from the relevant taxing authorities showing any such withholding taxes or other duties paid by the Borrower. Each Party shall comply with their respective tax obligations pursuant to the laws applicable to it.

Article 9 - Representations and Warranties

- 9.1 The Borrower represents and warrants to the Lender at the date hereof that it has the power to enter into this Agreement, to borrow hereunder and to comply with all the provisions hereof, and that all acts, terms and conditions required to be done have been performed and that the execution and performance of this Agreement has been duly authorized by all necessary actions of the Borrower.
- 9.2 The Lender represents and warrants to the Borrower at the date hereof that it has the power to enter into this Agreement, to lend hereunder and to comply with all the provisions hereof, and that all acts, terms and conditions required to be done have been performed and that the execution and performance of this Agreement has been duly authorized by all necessary actions of the Lender.

Article 10 - Events of Default

- 10.1 The Lender has the right, but not the obligation, to declare each Drawing, together with accrued interest thereon, immediately due and payable in advance of any of the following events of default:
- a) the Borrower defaults in the due observance or performance of any obligation or agreement contained in this Agreement, and such default continues for a period of thirty (30) Business Days after the Lender's written notice to Borrower of the occurrence of such default; or
 - b) any involuntary petition of bankruptcy is filed against the Borrower and is not dismissed within ninety (90) days or any affirmative act of insolvency by the Borrower occurs or the Borrower files any petition or action under any bankruptcy, insolvency or moratorium law for the financial relief of or relating to the dissolution of the Borrower, or

- c) the Borrower sells or otherwise disposes of all or substantially all of its property and assets (other than to an Affiliate).
- 10.2 If an Event of Default occurs, the Lender may give written notice to the Borrower of the occurrence of such an Event of Default, and the Borrower shall have ten Business Days after receipt of such notice from the Lender to correct or remedy the default, and if the Borrower has not corrected or remedied such default within such ten Business Days period, the Lender may accelerate the payment of the outstanding principal balance and accrued interest due hereunder.
- 10.3 The Borrower shall hold the Lender harmless and indemnify the Lender against any losses or expenses which the Lender may sustain or incur as a consequence of any Event of Default by the Borrower as stipulated herein

Article 11 - Notices

- 11.1 Except as otherwise required by mandatory rules of law, all announcements, notices or other communications in connection with this Agreement shall be in writing and sent by electronic mail, registered mail with return receipt or by courier with proof of sending to the following addresses (or to such other address as duly notified in accordance with this provisions):

(i) if directed to the Lender:

Target Canada Property LP
c/o Osler, Hoskin & Harcourt, LLP
Suite 6100, First Canadian Place
Toronto, Ontario M5X 1B8
Attention: General Partner

(ii) if directed to the Borrower:

Target Canada Property LLC
1000 Nicollet Mall
Minneapolis, MN 55403
Attention: Secretary

- 11.2 Notices sent as follows shall be deemed to have been received at the following times.
- if sent by courier: at the moment of delivery by the courier to the addressee.

- if sent by recorded mail delivery, on the date noted on the return receipt,
- if sent by email, at the moment of delivery of the email to the addressee as shown in the email delivery report.

Article 12 - Entire Agreement, Miscellaneous

- 12.1 This Agreement contains all agreements between the Parties with respect to the Facility and supersedes all earlier written and/or oral agreements, which the Parties may have made in respect thereof.
- 12.2 This Agreement shall be binding upon and inure to the benefit of the Parties and their respective successors and permitted assigns. Neither the Borrower nor the Lender may assign any of its rights, interests, or obligations under this Agreement without the prior written approval of the other Party, with the exception that either of the Borrower and the Lender may assign any and all of its rights and interests under this Agreement to one or more of its Affiliates.
- 12.3 Any waiver of a provision of this Agreement must be in writing signed by the Party waiving its rights.
- 12.4 Should any part, term or provision of this Agreement be declared invalid, void or unenforceable to any extent, all remaining parts, terms and provisions hereof shall remain in full force and effect and shall in no way be invalidated, impaired or effected thereby.
- 12.5 This Agreement can only be validly amended or supplemented by an instrument in writing duly executed on behalf of all Parties.

Article 13 - Headings

- 13.1 The section and paragraph headings contained in this Agreement are for reference purposes only and shall not in any way affect the meaning or interpretation of any provision of this Agreement.

Article 14 - Applicable Law and Jurisdiction

- 14.1 This Agreement shall be governed by and construed and interpreted in accordance with the laws of the State of Minnesota.
- 14.2 Except as otherwise agreed in writing by the concerned Parties, any claims, disputes or disagreements arising under, in connection with or by reason of the relationships contemplated under this Agreement and any subsequent amendment thereof, including, without limitation, all controversies which may arise between

each of the Parties concerning any transaction pursuant to this Agreement, the construction, performance or breach of this Agreement, shall be brought by either of the Parties in the courts of the State of Minnesota located in Hennepin County, and each of the Parties hereby submits to the exclusive jurisdiction of such courts in any such actions or proceeding and waives any objection to the jurisdiction or venue of such courts.

Article 15 - Assignment

- 15.1 This Agreement may not be distributed, assigned, conveyed or transferred by either Party without the prior written consent of the other, except to any entity directly or indirectly controlling, controlled by, or under common control with the assigning Party.

Article 16 - Successors and Assigns

- 16.1 Except as limited by the Assignment provisions hereof, this Agreement, its terms and conditions shall be binding upon and inure to the benefit of the Parties hereto and their respective legal representatives, successors and assigns.

Article 17 -

Article 18 - Counterparts

- 18.1 This Agreement may be executed in any number of counterparts each of which when executed and delivered shall be an original, but all the counterparts together shall constitute one and the same instrument.

[signature page to follow]

IN WITNESS WHEREOF the Parties hereto have duly executed this Agreement or have caused it to be duly executed in two (2) originals as of the date first set forth above.

Target Canada Property LP

- By: Target Canada Property Holdings Two LP, its general partner
- By: Target Canada Property Holdings One LP, its general partner
- By: Target Canada Property Holdings GP, LLC, its general partner
- By: Nicollet Enterprise GP Holdings S.C.S., its sole member
- By: Nicollet Enterprise GP, LLC, its general partner
- By: Target Corporation, its sole member



By: Terri K. Simard (Teresa Kae Simard)

Title: Vice President

Date:

Target Canada Property LLC



By: Aaron E. Alt

Title: Vice President

Date:

Annex A
[1st/ 2nd/ 3rd/ 4th] Quarter or Additional Intra-Quarter
DRAWDOWN NOTICE

From: Target Canada Property LLC

To: Target Canada Property LP

Dated:

Dear Sirs

1. We refer to the Loan Facility Agreement (the "Agreement") dated 9 January 2014 and entered into between us as Borrower and you as Lender and in particular the Article 5 thereof. Terms defined in the Agreement shall have the same meaning in this Drawdown Notice.
2. We hereby give you notice that, pursuant to the Agreement and upon the terms and subject to the conditions contained therein, we wish to make one or more Drawings under the Agreement as follows:
 - Amount: up to CAD _____
 - Drawdown Date: one or more Business Days in the ____ quarter of 20__

Each specific Drawing shall be agreed upon at the given time orally or by electronic means between the Lender and the Borrower

At the end of the quarter, the Lender and the Borrower shall, in a common document formalize all the Drawings (amount, date, interest rate) performed during the quarter.

3. We confirm that, at the date hereof, the Representations and Warranties of Borrower stated in Article 9 of the Agreement are true in all material respects and no Event of Default or potential Event of Default has occurred or is continuing

- 4 The account into which the amount of any Drawing under this Drawdown Notice shall be paid is:

Account held in the name of Target Canada Property LLC

Bank: Bank of America

Bank address: 20 Front St. West, 26th FL, Toronto, ON M5V 3L2

Bank SWIFT code: 56792 241

Account number: 7114-51176205 & 7114-51176213

Yours faithfully,

Target Canada Property LLC

By: Aaron E. Alt

Title: Vice President

Date:

Annex B
[1st/ 2nd/ 3rd/ 4th] Quarter
DRAWDOWN CONFIRMATION

From: Target Canada Property LLC

To: Target Canada Property LP

Dated:

Dear Sirs,

1. We refer to the Loan Facility Agreement (the "Agreement") dated 9 January 2014 and entered into between us as Borrower and you as Lender and in particular the Article 5 thereof. Terms defined in the Agreement shall have the same meaning in this Drawdown Confirmation
2. We confirm the following Drawdowns made during the past quarters, pursuant to the Agreement and upon the terms and subject to the conditions contained therein:

Drawdown Amount	Date of Drawdown	Applicable Interest Rate

3. In the schedule hereto you will find a table reflecting all the current positions under the Loan Facility Agreement.

Yours faithfully

Target Canada Property LLC

By:

Title:

Date:

Acknowledged and approved by

Target Canada Property LP

By: Target Canada Property Holdings Two LP, its general partner

By: Target Canada Property Holdings One LP, its general partner

By: Target Canada Property Holdings GP, LLC, its general partner

By: Nicolet Enterprise GP Holdings S.C.S., its sole member

By: Nicolet Enterprise GP, LLC, its general partner

By: Target Corporation, its sole member

By:

Title:

Date:

Annex B

SUMMARY OF DRAWDOWNS AND REPAYMENTS

Drawdown Date	Drawdown Amount	Interest Rate	Repayment Date	Repayment Amount	Principal Balance

FIRST AMENDMENT TO FACILITY AGREEMENT

THIS FIRST AMENDMENT TO FACILITY AGREEMENT (hereinafter referred to as the "**Amendment**") is entered into effective as of January 2, 2015

BETWEEN

(1) **Target Canada Property LP**, a limited partnership formed under the laws of Ontario, Canada, with a registered office at c/o Osler, Hoskin & Harcourt, LLP, Suite 6100, First Canadian Place, Toronto, Ontario M5X 1B8 (the "**Lender**")

and

(2) **Target Canada Property LLC**, a limited liability company formed under the laws of the State of Minnesota, United States of America, its registered office at 1000 Nicollet Mall, Minneapolis, Minnesota, registered with the Minnesota Secretary of State under number 704969000021 (the "**Borrower**")

Together hereinafter referred to as the "**Parties**".

WHEREAS:

- A. A loan facility agreement dated as of 9 January 2014 is currently in place between the Lender and the Borrower pursuant to which a maximum amount of two billion Canadian Dollars (CAD 2,000,000,000.-) may be drawn down by the Borrower to the Lender (as amended from time to time, including by this Amendment, the "**Agreement**").
- B. The Parties desire to amend the Agreement in order (1) that any accrued and unpaid Interest be added to the outstanding Principal Balance, and (2) to change the definition of Event of Default.
- C. All capitalized terms used herein and not otherwise defined herein shall have the meanings ascribed to them in the Agreement.

THEREFORE THE PARTIES AGREE AS FOLLOWS:

I. THE AMENDMENTS

1. Amendment

The Parties hereby agree to amend Article 2 by deleting in its entirety the definition of "Interest Payment Date" and agree that the Interest Payment Date of 31 January 2015 and all subsequent years shall no longer be in effect.

2. Amendment

The Parties hereby agree to amend and replace in its entirety Article 6 of the Agreement with the following:

Article 6 – Interest; Repayment

- 6.1 *Interest shall accrue on the outstanding Principal Balance, both before and after default, demand, maturity and judgment, from and including the date of the drawdown of a Drawing until the full repayment of the Drawing, and, at the latest, on the Maturity Date. Interest shall be fixed at the rate of 7.0% per annum*
- 6.2 *Interest shall be calculated on the basis of the actual number of days elapsed and on the basis of a year of 365 days. For any period for which the interest rate is calculated that does not equal a year (each a "deemed interest period"), the interest rate, as calculated hereunder for the purposes of the Interest Act (Canada), shall be yearly rate calculated by dividing the interest rate as otherwise calculated by the actual number of days in such deemed interest period, then multiplying such result by the actual number of days in the applicable calendar year (365 or 366). In calculating the amount of interest payable, any period for which such amounts are to be calculated shall include the first day of the period and exclude the last day of the period.*
- 6.3 *Any and all Interest accrued and owing as of January 2, 2015 and thereafter, shall be added to the outstanding Principal Balance and become due and owing in a lump sum on the Maturity Date.*
- 6.4 *Subject to the terms and conditions of this Facility, the Borrower shall not be required to make repayments of the Facility until the Maturity Date. The Principal Balance, together with all accrued and unpaid Interest and other amounts payable hereunder, shall be due and payable in full in cash on the Maturity Date. In case the Facility has been drawn through several Drawings, all Drawings shall terminate and be repaid no later than the Maturity Date.*
- 6.5 *Unless otherwise expressly agreed to in writing between the Parties, each Drawing, each repayment and the accrual of Interest thereon shall be denominated in Canadian dollars (CAD).*

3. Amendment

The Parties hereby agree to amend and replace in its entirety Section 10.1 under Article 10 of the Agreement as follows:

10.1 The Lender has the right, but not the obligation, to declare each Drawing, together with accrued interest thereon, immediately due and payable in advance of the following event of default:

(a) the Borrower defaults in the due observance or performance of any obligation or agreement contained in this Agreement, and such default continues for a period of thirty (30) Business Days after the Lender's written notice to Borrower of the occurrence of such default.

II. EFFECTIVE DATE

This Amendment shall be effective as of 2 January 2015.

III. COUNTERPARTS

This Amendment may be executed in counterparts and delivered by means of facsimile or portable document format (PDF) copies, each of which when so executed and delivered shall be an original, but all such counterparts together shall constitute one and the same instrument.

IV. APPLICABLE LAW AND JURISDICTION

This Amendment shall be governed by and interpreted in accordance with the laws of the Minnesota.

Each Party to this Amendment hereby irrevocably and unconditionally submits on an exclusive basis to the courts of the State of Minnesota located in Hennepin County in respect of all matters arising out of or in connection with this Amendment.

****[Signature Page Follows]****

IN WITNESS WHEREOF the Parties hereto have executed this Amendment to the Agreement effective as of 2 January 2015 in the place and on the day and year above written.

Duly authorized for and on behalf of the Lender,

Target Canada Property LP

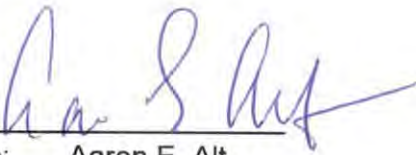
By: Target Canada Property Holdings Two LP, its general partner

By: Target Canada Property Holdings One LP, its general partner

By: Target Canada Property Holdings GP, LLC, its general partner

By: Nicollet Enterprise GP Holdings S.C.S., its sole member

By: Nicollet Enterprise GP, LLC, its general partner




Name: Aaron E. Alt

Title: President

Duly authorized for and on behalf of the Borrower,

Target Canada Property LLC

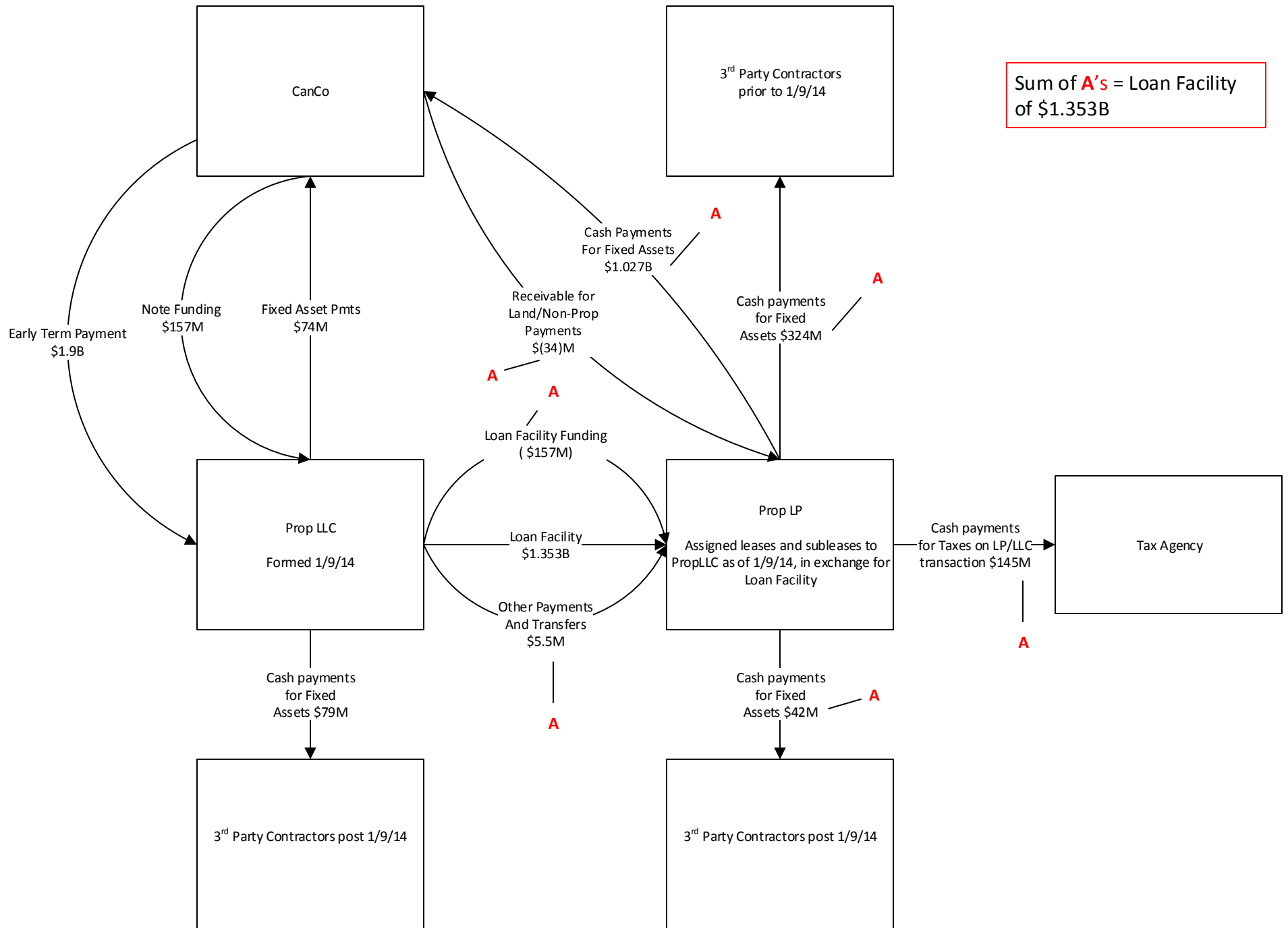

Name: Terri K. Simard

Title: Vice President

[Signature Page to First Amendment to Loan Facility Agreement (Prop Co Loan 3)]

SCHEDULE A2

Flowchart of transactions impacting PropLP's claim against Prop LLC



Tieout Summary and Process Notes

Entities Involved:

Target Canada Co (CanCo) – Companies 1138/2001

Target Canada Property LP (PropLP) – Company 1162 (1148/2006 prior to LLC formation)

Target Canada Property LLC (Prop LLC) – Companies 1148/2006

Claim Summary and Process:

The following steps were taken to support PropLP's claim of \$1,449,577,927 against the estate of Prop LLC.

- 1.) **Support beginning Loan Facility balance** - Property values per Loan Facility agreement were based on Real Property (RP) spend by location as of 1/9/14:

Beg. Loan Facility Balance (CAD)	Reference
\$ 1,331,556,150	RF22 - Supporting schedule provides detail of RP spend through 1/9/14 at PropLP locations (immaterial difference to Loan Facility agreement)

In order to support the total RP spend the following procedures were performed:

- a. *GL Detail* - Tied the total RP spend from **RF22** to the GL detail in account 1092910 – Other Intercompany Accounts Receivable. As the PropLP/Prop LLC company codes could not systematically use the fixed asset module to record fixed assets, account 1092910 represented the fixed assets due to PropLP from CanCo. The total payments per the rollforward at **RF22** agreed to the GL detail at **GL1** without exception. (See also reconciliation summary at **N2**)
- b. *Fixed Asset Detail* - Reconciled the Fixed Asset module detail (resides on CanCo) for PropLP assets to the total RP spend within an immaterial amount. See reconciliation at **RF22** and **N2**.
- c. *Cash Payments* - In order to support the cash payments made by PropLP to CanCo and contractors, which generated the intercompany (fixed asset) receivable recorded on PropLP, additional GL accounts were pulled into the GL detail to be able to tie out the cash payments. Cash payments not only were allocated to the fixed asset receivable, but also to taxes and retainage liability.

Note: Only the amounts in 1092910 relate to fixed assets, so the pivot table at **GL2.1-GL2.4** which corresponds to the fixed asset rollforward references includes only that account. Other accounts are included for tieout to cash purposes only.

GL detail in the following accounts needs to be added together to tie out cash payment detail:

1092910	Other Receivable (Fixed asset receivable)
1093100	GST/HST Receivable
1093110	QST Receivable
2032200	Retainage Liability

Tieout Summary and Process Notes

See pivot table at **GL2.1-GL2.4** for GL detail summed by reference to cash detail at pivot tables **C1-C7**.

- d. *Bank Statements* - Traced cash detail pivot tables to bank statement details using reference numbers for each line item.
- 2.) **Support taxes included in Loan Facility balance** - CAD \$145,439,561 (**Section T**) - GST/HST and QST taxes were withheld and refunded as part of this property transaction. PropLP remitted the estimated taxes to the government on behalf of Prop LLC. As such, the estimated taxes were added to the initial Loan Facility balance. When the taxes were refunded, the cash was deposited in to Prop LLC's bank account. The estimated tax payments have been traced to PropLP's bank statements (**B64**) and the tax refunds have been traced to Prop LLC's bank statements (**B1**).
- 3.) **Support for Funding Received from Prop LLC** – CAD \$157,000,000 (**N1**) Prop LP received cash from Prop LLC to pay taxes and make payments on behalf of. Due to Prop LLC not having a bank account at the time, the cash was received directly from Target Corp. The cash funding Prop LLC received from Target Corporation increased Prop LLC's Note Payable to Target Corporation and decreased its Loan Facility (payable) with Prop LP. The cash funding amounts have been traced to Prop LP's bank account showing the funds coming in from Target Corporation.
- 4.) **Support for fixed asset payments PropLP made on behalf of Prop LLC** - CAD \$41,786,915 (**N1**) - After the inception of the Loan Facility, PropLP continued to make payments on behalf of Prop LLC and also transferred funds to Prop LLC's bank accounts. The summary of this activity is presented on **N1** and has also been traced without exception to PropLP's bank statements.
- 5.) **Support for Other Payments/Transfers** – PropLP made various payments on behalf of Prop LLC subsequent to 01/09/2014, the date Prop LLC was formed. PropLP made payments for rent and transfers to LLC's bank account. Rent and bank transfers in the amount of \$21,684,067 has been supported to bank statements and rent schedules at **R1, B69, C8, and DD2**. Additionally, once Prop LLC was fully operational with a bank account established, Prop LLC settled some of PropLP's remaining assets and liabilities on their behalf. A reconciliation of the PropLP's final trial balance and subsequent payment activity is included at **TB2**. This activity resulted in a \$16,206,544 decrease to PropLP's Loan Facility (receivable), as Prop LLC settled PropLP's retainage liability on PropLP's behalf.

Payments on behalf of:	
PropLP's payments for Prop LLC	\$21,684,067
Prop LLC's payments for PropLP	(\$16,206,544)
TOTAL	\$5,477,523

- 6.) **Support interest included in Loan Facility balance** - CAD \$96,792,801 – (**N3**)

Index of Support

Support Reference	Support Description	Purpose	Source
Schedule 1	Loan Facility Agreement between Prop LP and LLC, dated January 9, 2014	Legal Agreement	Legal Database
	Amendment to Loan Facility Agreement, dated January 2, 2015	Legal Agreement	Legal Database
I1-15	Intercompany invoice as of January 9, 2014	Detail of property transferred via agreement	Target International Tax
N1	Summary of loan facility balance and drawdown activity	Summarize loan facility balance and link to supporting documentation	Target Financial Reporting
N2	Summary of reconciliations performed at RF22	Show links between supporting documentation and summarize differences identified	Target Financial Reporting
N3	Interest calculation on loan facility balance	Support interest due on outstanding loan facility balance	Target Financial Reporting
T1-T6	Journal entry and support for taxes on transaction	Taxes were paid by LP on LLC's behalf, as such, the estimated taxes to be paid were included in the initial loan facility balance	Target International Tax
GL1	Pivot table of SAP GL detail, summarizing real property references	Tie out GL detail of 1092910 (Other Receivable - fixed assets) to real property payment rollover	Target Financial Reporting
GL2.1-GL2.4	Pivot table of SAP GL detail, summarizing cash pivot references	Tie out GL detail to cash movements and payments	Target Financial Reporting
GL3.1-GL3.27	SAP ECC GL line items with cash and rollover references	Detail supporting pivot tables at GL1 and GL2.1-GL2.4	SAP - provided by Target Financial Reporting
C1-C7	Pivot tables of Prop LP and Prop LLC cash detail	Summarize cash payments to tie to GL detail	Target Financial Reporting
DD1-DD2	Pivot tables of Prop LP cash activity post 1/9/14	Summarize drawdown activity on loan facility occurring after 1/9/14	Target Financial Reporting
D1-D23	SAP ECC, Treasury module GL detail of all bank activity for Prop LP and Prop LLC	Support cash payment activity	Target Treasury
RF1-RF22	Real property rollover of spend by location, by month - FY 2013, Prop LP	Support cash payments by month by location to tie to cash payment and GL detail	Target Property Accounting
RF2014.1-RF2014.24	Real property rollover of spend by location, by month - FY 2014, Prop LLC	Support cash payments by month by location to tie to cash payment and GL detail	Target Property Accounting
L1	PropCo land payment detail	Support land payments made by Prop, not included in real property spend	Target Property Accounting
F1-F5	Fixed asset detail	Fixed assets were maintained on CanCo due to system restrictions not allowing them to be set up on Prop. Report has been reconciled to RP rollover, cash, and GL detail at N2.	SAP - provided by Target Property Accounting
R1.1-R1.2	Rent payments made by Prop LP on behalf of Prop LLC	Summarize and support rent payments made by Prop LP on behalf of Prop LLC which increase the loan facility balance	Target Financial Reporting
R2	Prop LP and Prop LLC rent expense by month	Break out rent expense between Prop LP and LLC	Target International Tax
B1-B69	Bank statements	Support cash payments	Target Treasury
FS1-2 / FS3-4	FY13 Prop LP and Prop LLC Trial Balance - SAP ECC	Support for FY13 TB	Target Financial Reporting
TB1 - TB 19	FY13 Prop LP and Prop LLC Trial Balance and Rollover	Support for the division of activity between Prop LP and LLC	Target Financial Reporting

Target Intercompany Invoice

From (Seller): Target Canada Property LP
GST/HST #82161 8048 RT0001
QST #12 2014 0641 TQ0001

To (Purchaser): Target Canada Property LLC

January 9, 2014

Invoice # 2006-3

RE: Assignment/assumption of leases, subleases and ground leases held by Target Canada Property LP to
Target Canada Property LLC

Value of assets transferred:	C\$1,331,556,150
GST:	C\$ 118,223,144
QST:	C\$ 27,216,417
Total Amount Due:	<u>C\$1,476,995,711</u>

Target Canada Property LP
Assets Transferred to Target Canada Property LLC
January 9, 2014

Location	Province	Value of Asset Transferred	GST Rate	GST Amount	QST Rate	QST Amount	Total Invoice Amount
T3538	AB	8,953,639	0.05	447,682	0	-	9,401,321
T3561	AB	13,806,114	0.05	690,306	0	-	14,496,420
T3564	AB	9,322,992	0.05	466,150	0	-	9,789,142
T3574	AB	10,443,035	0.05	522,152	0	-	10,965,187
T3614	AB	9,242,278	0.05	462,114	0	-	9,704,392
T3624	AB	10,889,465	0.05	544,473	0	-	11,433,938
T3648	AB	17,349,851	0.05	867,493	0	-	18,217,343
T3694	AB	14,728,784	0.05	736,439	0	-	15,465,223
T3710	AB	8,143,737	0.05	407,187	0	-	8,550,924
T3713	AB	15,591,129	0.05	779,556	0	-	16,370,685
T3714	AB	14,068,867	0.05	703,443	0	-	14,772,310
T3737	AB	10,292,200	0.05	514,610	0	-	10,806,810
T3754	AB	10,200,100	0.05	510,005	0	-	10,710,105
T3770	AB	11,461,054	0.05	573,053	0	-	12,034,106
T3772	AB	14,225,322	0.05	711,266	0	-	14,936,588
AB Total		178,718,567		8,935,928		-	187,654,495
T3508	BC	8,081,742	0.05	404,087	0	-	8,485,829
T3509	BC	6,757,298	0.05	337,865	0	-	7,095,163
T3512	BC	12,798,542	0.05	639,927	0	-	13,438,469
T3548	BC	4,748,407	0.05	237,420	0	-	4,985,827
T3557	BC	7,956,313	0.05	397,816	0	-	8,354,129
T3575	BC	11,189,399	0.05	559,470	0	-	11,748,869
T3586	BC	15,134,526	0.05	756,726	0	-	15,891,252
T3615	BC	9,612,440	0.05	480,622	0	-	10,093,061
T3616	BC	7,208,223	0.05	360,411	0	-	7,568,634
T3617	BC	13,648,990	0.05	682,449	0	-	14,331,439
T3688	BC	8,189,264	0.05	409,463	0	-	8,598,727
T3690	BC	7,240,799	0.05	362,040	0	-	7,602,839
T3698	BC	10,634,065	0.05	531,703	0	-	11,165,768
T3711	BC	184,837	0.05	9,242	0	-	194,079
T3717	BC	14,446,870	0.05	722,343	0	-	15,169,213
T3719	BC	9,058,002	0.05	452,900	0	-	9,510,902
T3739	BC	9,198,095	0.05	459,905	0	-	9,657,999
T3760	BC	11,559,055	0.05	577,953	0	-	12,137,008
BC Total		167,646,865		8,382,343		-	176,029,209
T3644	MB	11,047,278	0.05	552,364	0	-	11,599,642
T3682	MB	9,927,456	0.05	496,373	0	-	10,423,829
T3747	MB	9,084,621	0.05	454,231	0	-	9,538,852
T3763	MB	11,296,087	0.05	564,804	0	-	11,860,891
MB Total		41,355,442		2,067,772		-	43,423,214
T3550	NB	6,903,668	0.13	897,477	0	-	7,801,145
T3566	NB	6,366,764	0.13	827,679	0	-	7,194,443

Target Canada Property LP
Assets Transferred to Target Canada Property LLC
January 9, 2014

Location	Province	Value of Asset Transferred	GST Rate	GST Amount	QST Rate	QST Amount	Total Invoice Amount
T3655	NB	9,267,389	0.13	1,204,761	0	-	10,472,150
	NB Total	22,537,821		2,929,917		-	25,467,738
T3650	NL	10,966,095	0.13	1,425,592	0	-	12,391,688
T3732	NL	11,508,263	0.13	1,496,074	0	-	13,004,337
	NL Total	22,474,358		2,921,667		-	25,396,024
T3530	NS	10,534,357	0.15	1,580,154	0	-	12,114,510
T3652	NS	7,492,351	0.15	1,123,853	0	-	8,616,204
T3697	NS	11,285,420	0.15	1,692,813	0	-	12,978,233
T3731	NS	6,974,645	0.15	1,046,197	0	-	8,020,842
	NS Total	36,286,773		5,443,016		-	41,729,789
T3505	ON	486,962	0.13	63,305	0	-	550,267
T3507	ON	10,023,336	0.13	1,303,034	0	-	11,326,370
T3510	ON	10,410,997	0.13	1,353,430	0	-	11,764,427
T3511	ON	7,524,581	0.13	978,196	0	-	8,502,777
T3519	ON	8,201,641	0.13	1,066,213	0	-	9,267,854
T3522	ON	8,115,437	0.13	1,055,007	0	-	9,170,443
T3524	ON	8,406,743	0.13	1,092,877	0	-	9,499,620
T3533	ON	9,278,661	0.13	1,206,226	0	-	10,484,887
T3552	ON	11,758,533	0.13	1,528,609	0	-	13,287,142
T3559	ON	12,750,657	0.13	1,657,585	0	-	14,408,242
T3560	ON	7,856,572	0.13	1,021,354	0	-	8,877,926
T3565	ON	7,649,578	0.13	994,445	0	-	8,644,023
T3572	ON	7,215,549	0.13	938,021	0	-	8,153,570
T3591	ON	11,698,662	0.13	1,520,826	0	-	13,219,488
T3608	ON	7,434,099	0.13	966,433	0	-	8,400,531
T3609	ON	9,816,005	0.13	1,276,081	0	-	11,092,086
T3623	ON	19,596,392	0.13	2,547,531	0	-	22,143,922
T3628	ON	13,297,729	0.13	1,728,705	0	-	15,026,434
T3630	ON	8,913,178	0.13	1,158,713	0	-	10,071,891
T3636	ON	15,182,616	0.13	1,973,740	0	-	17,156,356
T3639	ON	8,932,268	0.13	1,161,195	0	-	10,093,462
T3642	ON	6,890,818	0.13	895,806	0	-	7,786,624
T3645	ON	9,012,763	0.13	1,171,659	0	-	10,184,422
T3646	ON	4,515,400	0.13	587,002	0	-	5,102,402
T3658	ON	380,160	0.13	49,421	0	-	429,581
T3663	ON	16,427,256	0.13	2,135,543	0	-	18,562,799
T3665	ON	8,437,985	0.13	1,096,938	0	-	9,534,923
T3666	ON	15,129,588	0.13	1,966,846	0	-	17,096,435
T3668	ON	10,202,792	0.13	1,326,363	0	-	11,529,154
T3669	ON	5,064,270	0.13	658,355	0	-	5,722,625
T3670	ON	8,008,643	0.13	1,041,124	0	-	9,049,767
T3671	ON	11,394,034	0.13	1,481,224	0	-	12,875,258

Target Canada Property LP
Assets Transferred to Target Canada Property LLC
January 9, 2014

Location	Province	Value of Asset Transferred	GST Rate	GST Amount	QST Rate	QST Amount	Total Invoice Amount
T3672	ON	12,114,035	0.13	1,574,825	0	-	13,688,859
T3677	ON	12,664,381	0.13	1,646,369	0	-	14,310,750
T3699	ON	8,875,357	0.13	1,153,796	0	-	10,029,154
T3706	ON	9,256,738	0.13	1,203,376	0	-	10,460,114
T3707	ON	714,411	0.13	92,873	0	-	807,284
T3708	ON	7,080,357	0.13	920,446	0	-	8,000,803
T3715	ON	8,197,029	0.13	1,065,614	0	-	9,262,643
T3729	ON	12,128,427	0.13	1,576,696	0	-	13,705,123
T3730	ON	17,514,558	0.13	2,276,893	0	-	19,791,451
T3738	ON	9,986,752	0.13	1,298,278	0	-	11,285,030
T3742	ON	11,848,461	0.13	1,540,300	0	-	13,388,761
T3746	ON	9,290,746	0.13	1,207,797	0	-	10,498,544
T3749	ON	8,466,445	0.13	1,100,638	0	-	9,567,083
T3751	ON	7,174,413	0.13	932,674	0	-	8,107,086
T3753	ON	6,814,154	0.13	885,840	0	-	7,699,994
T3757	ON	10,453,152	0.13	1,358,910	0	-	11,812,061
T3759	ON	7,228,349	0.13	939,685	0	-	8,168,034
T3761	ON	7,110,190	0.13	924,325	0	-	8,034,514
T3762	ON	6,967,947	0.13	905,833	0	-	7,873,780
T3764	ON	9,113,253	0.13	1,184,723	0	-	10,297,976
T3767	ON	6,850,490	0.13	890,564	0	-	7,741,054
T3768	ON	5,918	0.13	769	0	-	6,687
T3773	ON	8,232,543	0.13	1,070,231	0	-	9,302,773
T7001	ON	12,463,325	0.13	1,620,232	0	-	14,083,557
T7002	ON	21,901,833	0.13	2,847,238	0	-	24,749,071
T7004	ON	14,026,155	0.13	1,823,400	0	-	15,849,555
ON Total		546,493,319		71,044,131		-	617,537,450
T3637	PE	7,735,767	0.14	1,083,007	0	-	8,818,774
PE Total		7,735,767		1,083,007		-	8,818,774
T3516	QC	10,759,732	0.05	537,987	0.09975	1,073,283	12,371,001
T3547	QC	10,996,585	0.05	549,829	0.09975	1,096,909	12,643,324
T3576	QC	8,394,090	0.05	419,705	0.09975	837,311	9,651,105
T3590	QC	12,116,684	0.05	605,834	0.09975	1,208,639	13,931,157
T3592	QC	7,378,663	0.05	368,933	0.09975	736,022	8,483,618
T3595	QC	15,791,589	0.05	789,579	0.09975	1,575,211	18,156,380
T3610	QC	15,914,071	0.05	795,704	0.09975	1,587,429	18,297,204
T3613	QC	8,078,770	0.05	403,939	0.09975	805,857	9,288,566
T3634	QC	8,950,096	0.05	447,505	0.09975	892,772	10,290,372
T3647	QC	14,108,315	0.05	705,416	0.09975	1,407,304	16,221,035
T3657	QC	7,892,054	0.05	394,603	0.09975	787,232	9,073,889
T3693	QC	7,305,239	0.05	365,262	0.09975	728,698	8,399,199
T3695	QC	6,669,435	0.05	333,472	0.09975	665,276	7,668,183

Target Canada Property LP
Assets Transferred to Target Canada Property LLC
January 9, 2014

Location	Province	Value of Asset Transferred	GST Rate	GST Amount	QST Rate	QST Amount	Total Invoice Amount
T3696	QC	11,947,682	0.05	597,384	0.09975	1,191,781	13,736,847
T3702	QC	11,487,214	0.05	574,361	0.09975	1,145,850	13,207,424
T3704	QC	10,479,577	0.05	523,979	0.09975	1,045,338	12,048,894
T3705	QC	9,291,577	0.05	464,579	0.09975	926,835	10,682,991
T3709	QC	7,594,878	0.05	379,744	0.09975	757,589	8,732,211
T3718	QC	9,771,135	0.05	488,557	0.09975	974,671	11,234,362
T3725	QC	14,086,079	0.05	704,304	0.09975	1,405,086	16,195,470
T3743	QC	7,953,190	0.05	397,659	0.09975	793,331	9,144,180
T3755	QC	10,775,839	0.05	538,792	0.09975	1,074,890	12,389,521
T3765	QC	7,078,736	0.05	353,937	0.09975	706,104	8,138,777
T3769	QC	11,341,461	0.05	567,073	0.09975	1,131,311	13,039,845
T7000	QC	13,749,338	0.05	687,467	0.09975	1,371,496	15,808,301
T7006	QC	12,934,252	0.05	646,713	0.09975	1,290,192	14,871,157
QC Total		272,846,282		13,642,314		27,216,417	313,705,013
T3577	SK	13,471,312	0.05	673,566	0	-	14,144,878
T3728	SK	11,610,536	0.05	580,527	0	-	12,191,063
T3766	SK	10,379,108	0.05	518,955	0	-	10,898,063
SK Total		35,460,957		1,773,048		-	37,234,004
Grand Total		1,331,556,150		118,223,144		27,216,417	1,476,995,711

Drawdown Confirmation

Summary of Drawdowns on Loan Facility from Target Canada Property LP to Target Canada Property LLC
Up to \$2Billion CAD

Date	Amount in CAD	Balance	Drawdown Ref (at DD1-2)	Drawdown Categorization
January 9, 2014	a	1,462,520,687.18		
January 9, 2014	R1	12,461,791.27	d	Rent Payments
January 13, 2014	DD1	-		1 **
January 14, 2014	DD1	-		2 **
January 15, 2014	DD1	-		3 **
January 21, 2014	DD1	-		4 **
January 30, 2014	DD1	-		5 **
January 30, 2014	R1	687,685.99	d	Rent Payments
February 2, 2014	TB2	(16,206,544.00)	d	Settle LP Final BS
February 7, 2014	DD1	6,083,685.89	c	6 Construction Pmt
February 12, 2014	DD1	6,531,062.84	c	7 Construction Pmt
February 14, 2014	DD1	1,237,018.39	c	8 Construction Pmt
February 18, 2014	DD1	162,411.90	c	9 Construction Pmt
February 19, 2014	DD1	4,816,856.44	c	10 Construction Pmt
February 25, 2014	DD1	385,879.18	c	11 Construction Pmt
February 26, 2014	DD1	2,856,146.67	c	12 Construction Pmt
February 27, 2014	DD2	(141,000,000.00)	b	22 Funding from LLC/Corp Note
February 28, 2014	DD1	72,035.48	c	13 Construction Pmt
February 28, 2014	B69	8,000,000.00	d	LP as APIC, cash to LLC
March 6, 2014	DD2	2,820,135.57	c	14 Construction Pmt
March 7, 2014	DD2	1,060,109.98	c	15 Construction Pmt
March 10, 2014	DD2	4,771,460.41	c	16 Construction Pmt
March 10, 2014	DD2	(5,000,000.00)	b	23 Funding from LLC/Corp Note
March 14, 2014	DD2	20,886.08	c	17 Construction Pmt
March 18, 2014	DD2	5,383,484.43	c	18 Construction Pmt
March 18, 2014	DD2	(6,000,000.00)	b	24 Funding from LLC/Corp Note
March 20, 2014	DD2	(5,000,000.00)	b	25 Funding from LLC/Corp Note
March 20, 2014	DD2	3,677,089.19	c	19 Construction Pmt
March 20, 2014	C8	2,000,000.00	d	Transfer LP to LLC
March 28, 2014	DD2	1,908,652.55	c	20 Construction Pmt
March 28, 2014	DD2	(1,725,000.00)	d	21 Transfer LLC to LP
April 29, 2014	C8	238,588.01	d	Transfer LP to LLC
June 13, 2014	C8	21,002.00	d	Transfer LP to LLC

1,352,785,125.45 **TB2** Final Loan Facility Balance

N3 96,792,801.34 **Accrued Interest**

1,449,577,926.79 **Total Prop LP/LLC Loan Facility Claim**

Loan Facility Balance Summary

1/9/14 Transfer Date Includes:

Assets under construction	62,667,200	
Fixed Assets	1,268,823,241	*See note below - included land
Misc Adj	65,708	imm
Subtotal	RF22 1,331,556,150	A4 , ties to Agreement, TB1
Exclude Land	L1 (14,475,023)	*See note below - remove land
Subtotal	<u>1,317,081,126</u>	
GST Collected	T2 118,223,144	See JE support/cash payments
QST Collected	T2 27,216,417	See JE support/cash payments
Total	I1 <u>1,462,520,687</u>	a

Funding Rec'd LLC	(157,000,000)	sum of b 's
Payments for fixed assets	41,786,915	sum of c 's
Other payments/transfers	5,477,523	sum of d 's
Final Loan Facility Balance	<u>1,352,785,125</u>	TB2

Notes:

*Original loan facility agreement FMV assessment included land in calculation. As Target Canada Co retains legal title to all land, it should not be transferred to or paid for by PropLP. As such, the value of land PropLP paid has been included as a claim against Target Canada Co and has not been transferred to Prop LLC.

**January 2014 payments made by PropLP after January 9th are not included as drawdown activity as they represent payments that were made for assets transferred with the initial loan facility balance. (Pre-January + January 2014 payments comprise the 1,317,081,126 transfer value)

Drawdown Categorization Types:

-Construction Pmt - Payments made by PropLP directly to contractors for fixed assets on behalf of Prop LLC. These payments increase the loan facility (receivable) from Prop LLC.

-Funding from LLC/Corp Note - PropLP received cash from Prop LLC to pay taxes and make payments on behalf of. Due to Prop LLC not having a bank account at the time, this cash was received directly from Target Corp. This funding from Prop LLC increased Prop LLC's Note Payable to Target Corporation and decreased its Loan Facility Payable to PropLP.

-LP as APIC, cash to LLC - Prop LLC received cash directly from its Parent NE3, however, the cash legally moved through PropLP as an increase in APIC. (Increase in LP APIC, Increase in Loan Facility Receivable from Prop LLC)

-Transfer LP to LLC - Cash transferred from PropLP's bank account to Prop LLC's. This activity increases PropLP's Loan Facility Receivable from Prop LLC.

-Transfer LLC to LP - Cash transferred from Prop LLC's bank account to PropLP's. This activity decreases PropLP's Loan Facility Receivable from Prop LLC.

-Rent Payments - PropLP paid Prop LLC's December and January rent on Prop LLC's behalf. This activity increases PropLP's Loan Facility Receivable from Prop LLC. See **R1** for further details.

-Settle LP Final BS - Subsequent to the transaction with Prop LLC on January 9th, PropLP continued to make payments on behalf of Prop LLC and settled some of its own outstanding Receivables and Payables. However, certain balance sheet items remained after PropLP cash activity ceased (primarily retainage liability). As these balance sheet items were settled by year end 2014, we have assumed that these remaining net liabilities were paid by Prop LLC on behalf of PropLP. This activity decreases the Loan Facility Receivable from Prop LLC. As the majority of this activity is related to retainage, we have concluded the net liability was assumed by Prop LLC on the first day Prop LLC was responsible for making contractor payments (2/2/14).

N2 - Excerpt from RF22
Summary of Reconciliations

Reconciliation of RP spend to Cash Payments:		
PropLP Cash Payments Per Rollforward	1,331,550,232.70	RF22, y
Total PropLP Real Prop Spend per RF	1,350,722,328.75	RF22, sum of z's
Difference	(19,172,096.05)	
Reconciling items:		
Payments for 7012 (not Prop loc)	5,308,261.70	site 7012 pmts RF21, Note 1
PropLP Net Overpayments	13,863,834.35	RF22, x, Note 1
Difference	(0.00)	

Reconciliation of RP spend to GL Detail:		
Total PropLP payments per RF	1,350,722,328.75	RF22, sum of z's
Total FA lines per GL detail	1,350,722,328.75	GL1
Difference	(0.00)	

Reconciliation of RP spend to Fixed Asset subledger detail:		
Total PropLP payments per RF	1,331,550,232.70	RF22, y
Total per FA module detail	1,254,295,127.17	F5
AUC per N1	62,667,200.00	N1
Difference	14,587,905.53	
Reconciling items:		
Land Payments - in RF not FA	14,475,023.32	L1, Note 1
Net Difference	112,882.21	imm

Reconciliation of RP spend to Loan Facility Agreement:		
Total PropLP payments per RF	1,331,550,232.70	RF22, sum of z's
Total Real property per agreement	1,331,556,149.50	N1
Difference	(5,916.80)	imm

Note 1: PropLP overpaid Target Canada Co (CanCo) and contractors through 1/9/14 for Land, Non-Prop sites, and Misc payments. CanCo retained all legal title to land in the lease/sublease relationship so PropLP should not have paid for land.

The total of these overpayments will be submitted as a claim between CanCo and PropLP:

Land	14,475,023
Overpayments	13,863,834
Non-Prop Sites	<u>5,308,262</u>
Total PropLP Receivable from CanCo	33,647,119

Prop LP/LLC Loan Facility Interest Calc

<u>Entity</u>	<u>Face amount</u>	<u>Rate</u>	<u># days</u>	<u>Interest accrual</u>
Jan-14 Prop Co. LP (Lender) Prop Co LLC (Borrower)	1,475,670,164.44	7.000%	24 *	6,792,125.69 FY2013
Feb-14 Prop Co. LP (Lender) Prop Co LLC (Borrower)	1,348,608,717.23	7.000%	28	7,241,844.07
Mar-14 Prop Co. LP (Lender) Prop Co LLC (Borrower)	1,352,525,535.44	7.000%	35	9,078,596.06
Apr-14 Prop Co. LP (Lender) Prop Co LLC (Borrower)	1,352,764,123.45	7.000%	28	7,264,158.03
May-14 Prop Co. LP (Lender) Prop Co LLC (Borrower)	1,352,764,123.45	7.000%	28	7,264,158.03
Jun-14 Prop Co. LP (Lender) Prop Co LLC (Borrower)	1,352,785,125.45	7.000%	35	9,080,338.51
Jul-14 Prop Co. LP (Lender) Prop Co LLC (Borrower)	1,352,785,125.45	7.000%	28	7,264,270.81
Aug-14 Prop Co. LP (Lender) Prop Co LLC (Borrower)	1,352,785,125.45	7.000%	28	7,264,270.81
Sep-14 Prop Co. LP (Lender) Prop Co LLC (Borrower)	1,352,785,125.45	7.000%	35	9,080,338.51
Oct-14 Prop Co. LP (Lender) Prop Co LLC (Borrower)	1,352,785,125.45	7.000%	28	7,264,270.81
Nov-14 Prop Co. LP (Lender) Prop Co LLC (Borrower)	1,352,785,125.45	7.000%	28	7,264,270.81
Dec-14 Prop Co. LP (Lender) Prop Co LLC (Borrower)	1,352,785,125.45	7.000%	35	9,080,338.51
Jan-15 Prop Co. LP (Lender) Prop Co LLC (Borrower)	1,352,785,125.45	7.000%	11	2,853,820.68 through 1.14.15
Total Accrued Interest				96,792,801.34

* Note executed on January 9, 2014

Doc. Type : BA (O/L Account Document) Packed Document
 Doc. Number : 100000992 Company Code : 2006 Fiscal Year : 2013
 Doc. Date : 01/09/2014 Posting Date : 02/01/2014 Period : 12
 Calculate Tax
 Net: Inc.
 Doc. Currency : CAD
 Doc. Ref Text : F1RPT - GST/QST

JMM
 2/5/14
 SB 2/5/14

Item	Code	Profile	Ctrl	Account	Account short text	Cost Ctr	Text	Amount Crcoy	Amount in LC	LC2 amount	LC2 element	Order	Pr. Pct
1	2006	C205		2032830	GST/NET COLLECTED		F1RPT- Propalg/Propalg GST/QST	118,223,144.00 / CAD	118,223,144.00 - CAD	109,283,734.52 - USD			
2	2006	C205		2032840	QST COLLECTED		F1RPT- Propalg/Propalg GST/QST	27,216,417.00 / CAD	27,216,417.00 - CAD	25,158,455.35 - USD			
3	2006	C205		1093100	GST/NET PAID		F1RPT- Propalg/Propalg GST/QST	118,223,144.00 / CAD	118,223,144.00 - CAD	109,283,734.52 - USD			
4	2006	C205		1093110	QST PAID		F1RPT- Propalg/Propalg GST/QST	27,216,417.00 / CAD	27,216,417.00 - CAD	25,158,455.35 - USD			

Purpose: To record transfer of GST/QST from Ho Prop Co LP and Prop Co LLC.

Target Canada Property LP
 Asset Transfer FMV
 Doc Date:1/9/2014
 All amounts in CAD

Note: Prop LP paid taxes on LP/LLC transaction on LLC's behalf. As such, the payment on behalf of estimated tax payments was included in initial loan facility balance.

Province	Real Property	GST Rate	QST Rate	GST	QST	Total Payment
AB	178,718,567	5%		8,935,928	-	187,654,495
BC	167,646,865	5%		8,382,343	-	176,029,209
MB	41,355,442	5%		2,067,772	-	43,423,214
NB	22,537,821	13%		2,929,917	-	25,467,738
NL	22,474,358	13%		2,921,667	-	25,396,024
NS	36,286,773	15%		5,443,016	-	41,729,789
ON	546,493,319	13%		71,044,131	-	617,537,450
PE	7,735,767	14%		1,083,007	-	8,818,774
QC	272,846,282	5%	9.975%	13,642,314	27,216,417	313,705,013
SK	35,460,957	5%		1,773,048	-	37,234,004
TOTAL	1,331,556,150			118,223,144	27,216,417	1,476,995,711

<u>Entry:</u>						
				<u>Dr.</u>	<u>Cr.</u>	
2006 - Prop LP						
	GST Collected	2032830	C205		118,223,144	TB1
	QST Collected	2032840	C205		27,216,417	TB1
2006 - Prop LLC						
	GST Paid	1093100	C205	118,223,144		
	QST Paid	1093110	C205	27,216,417		
Please make sure to designate PropLLC or PropLP in the JE description field.						

Tax Refunds: CB - 118,258,777.77 - B1
 T5 (11m diff)


CB - 27,216,417.00 - B1
 T6

LP Tax Payments: B04 - 113,949,576.63
 T4

Diff est'to refund: 4,309,201.14

B04 - 26,574,773.18
 T3

441,643.82



TARGET CANADA PROPERTY LP
 Québec enterprise No. (NEQ):
 Identification No.: 1220140641

GST/HST and QST returns



Acknowledgement of Receipt

You transmitted the information on February 11, 2014, at 11:31:34 a.m., using clicSÉQUR express. The reference number is **000114005**.

You should keep the reference number because you will need it to make a payment using the online payment service.

The business has a balance due. The payment can be made through our online payment service. Click on Next to access the service.

File	TQ0001
QST reporting period	From January 1, 2014 to January 31, 2014
Due date	February 28, 2014

QST Return

Total supplies (sales figure) (line 201) 272,846,286

Net tax calculation

Tax collectible

QST collectible (line 203)		27,216,417	
QST adjustments (line 204)	+	0	
QST payable on immovables (line 214)	+	0	
Total QST collectible and adjustments (line 205)	=	27,216,417.00	

Input tax refunds (ITRs)

ITRs (line 206)		641,643.82	
ITR adjustments and ITRs respecting immovables (line 207)	+	0	
Total ITRs and adjustments (line 208)	=	641,643.82	

Net QST (line 209)
 (Subtract line 208 from line 205.) **B64, T2** = **26,574,773.18** → 26,574,773.18

Other credits

0

T3



Canada Revenue Agency / Agence des Revenus Canada

Canada

GST/HST NETFILE - Confirmation

Your return has been successfully filed.

Your confirmation number is: 305671.

Please print a copy of this confirmation for your records. Do not send us a paper copy of your return.

Thank you for using GST/HST NETFILE.

Business Name

Target Canada Property LP

Business Number

821618048RT0001

Reporting period

From: 2014-01-01 To: 2014-01-31

Filing date

2014-02-11

Payment due date

2014-02-28

Line 101 - Sales and other revenue	\$ 1,331,556,150.00
Line 135 - Total GST/HST new housing rebates (included in line 108)	\$ 0.00
Line 136 - Deduction for pension rebate amount (included in line 108)	\$ 0.00
Line 105 - Total GST/HST and adjustments for period	\$ 118,223,144.00
Line 108 - Total ITCs and adjustments	\$ 4,273,567.37
Line 109 - Net Tax	\$ 113,949,576.63 <i>B64, T2</i>
Line 110 - Instalments and other annual filer payments	\$ 0.00
Line 111 - Rebates (note: rebate forms must be mailed separately)	\$ 0.00
Line 205 - GST/HST due on acquisition of taxable real property	\$ 0.00
Line 405 - Other GST/HST to be self-assessed	\$ 0.00
Line 114 - Refund claimed	\$ 0.00
Amount owing	\$ 113,949,576.63

If you owe more than your financial institution order please use direct debit. Please note that you will receive a Notice of Assessment.

If you choose to pay by cheque or money order, you will receive a Notice of Assessment.

Date Modified:

LP



T4



Canada Revenue Agency / Agence des Revenus Canada

Canada

GST/HST NETFILE - Confirmation

Your return has been successfully filed.

Your confirmation number is: 871575.

Please print a copy of this confirmation for your records. Do not send us a paper copy of your return.

Thank you for using GST/HST NETFILE.

Business Name

Target Canada Property LLC

Business Number

836824375RT0001

Reporting period

From: 2014-01-01 To: 2014-01-31

Filing date

2014-02-11

Line 101 - Sales and other revenue	\$ 0.00
Line 135 - Total GST/HST new housing rebates (included in line 108)	\$ 0.00
Line 136 - Deduction for pension rebate amount (included in line 108)	\$ 0.00
Line 105 - Total GST/HST and adjustments for period	\$ 0.00
Line 108 - Total ITCs and adjustments	\$ 118,223,144.00
Line 109 - Net Tax	\$ -118,223,144.00
Line 110 - Instalments and other annual filer payments	\$ 0.00
Line 111 - Rebates (note: rebate forms must be mailed separately)	\$ 0.00
Line 205 - GST/HST due on acquisition of taxable real property	\$ 0.00
Line 405 - Other GST/HST to be self-assessed	\$ 0.00
Line 114 - Refund claimed	\$ 118,223,144.00
Amount owing	\$ 0.00

*BI, T2
(11m diff)*

If you owe money, you may be able to pay online using CRA's My Payment option, or through your financial institution's Internet banking service. If you choose to pay by cheque or money order please use the remittance voucher (Form RC158) that you received with your access code. Please note that your payment may not be reflected on your Notice of Assessment.

Date Modified: 2014-01-21

TARGET CANADA PROPERTY LLC

Québec enterprise No. (NEQ):

Identification No.:

1220954249

February 12, 2014

Revenu

GST/HST and QST returns

Acknowledgement of Receipt

You transmitted the information on February 12, 2014, at 9:35:07 a.m., using clicSÉCUR express. The reference number is **000014004**.

You should keep the reference number because you will need it to make a payment using the online payment service.

The business will receive its refund by mail or by direct deposit, if it is registered for this service.

File	TQ0001
QST reporting period	From October 7, 2013 to January 31, 2014
Due date	February 28, 2014

QST Return

Total supplies (sales figure) (line 201) 0

Net tax calculation

Tax collectible

QST collectible (line 203)		0
QST adjustments (line 204)	+	0
QST payable on immovables (line 214)	+	0
Total QST collectible and adjustments (line 205)	=	0.00

Input tax refunds (ITRs)

ITRs (line 206)		27,216,417
ITR adjustments and ITRs respecting immovables (line 207)	+	0
Total ITRs and adjustments (line 208)	=	27,216,417.00

Net QST (line 209)	=	-27,216,417.00	→	- 27,216,417.00	B1, T2
(Subtract line 208 from line 205.)					

Other credits

Rebates

GL 1

SAP ECC GL Detail - RF (Real Property spend rollforward) Reference summary, Property LP and Property LLC

Purpose: This schedule is a pivot table on the GL data, arranged to show the amount by RF (real property spend rollforward) reference. This shows that the GL detail ties to the rollforward. As we need GL detail to tie to the cash, this proves that we are using the same data. GL = Cash = RF

** - Blank items represent taxes and topside transfers out to fixed assets for Target year end reporting. Intercompany other

Row Label Key

a - hh - tickmark on page denoted in reference column
7 digit # (e.g. 1092910) = GL account number

	Balance	Description	
sum of 1's =	1,350,722,328.75	FY13 Real Property Spend per GL - Prop LP	RF22
sum of 2's =	152,983,499.97	FY14 Real Property Spend per GL - Prop LLC	
Total	1,503,705,828.72	Total Real Property Spend per GL, LP & LLC	RF2014.22
	(1,503,710,758.13)	Total spend per 2014 Dec Rollforward	
Net Diff	(4,929.41)	imm	

Posting Date (All)

Page Reference	Row Labels	Sum of Amount in local currency	
RF2	a	361,738,244.59	1
	1092910	361,738,244.59	
RF4	b	242,917,815.53	1
	1092910	242,917,815.53	
RF6	c	30,000,000.00	1
	1092910	30,000,000.00	
RF8	d	111,420,040.19	1
	1092910	111,420,040.19	
RF12	e	115,427,771.07	1
	1092910	115,427,771.07	
RF10	f	45,040,339.46	1
	1092910	45,040,339.46	
RF12	g	82,863,034.80	1
	1092910	82,863,034.80	
RF14	h	82,722,344.46	1
	1092910	82,722,344.46	
RF14	i	65,826,204.71	1
	1092910	65,826,204.71	
RF16	j	15,241,639.43	1
	1092910	15,241,639.43	
RF16	k	84,361,645.85	1
	1092910	84,361,645.85	
RF20	l	64,563,423.60	1
	1092910	64,563,423.60	
RF20	m	28,748,887.82	1
	1092910	28,748,887.82	
RF22	n	2,914,559.09	1
	1092910	2,914,559.09	
RF22	o	16,936,378.15	1
	1092910	16,936,378.15	

Page Reference	Row Labels	Sum of Amount in local currency			
	(blank)	(1,611,752,741.43)	**		
	1092910	(1,466,018,421.32)	topside transfers		
	1093100	(118,223,144.00)	taxes		
	1093110	(27,216,417.00)	taxes		
	2032200	(294,759.11)	retainage		
	taxes	145,439,561.00	2		
	1093100	118,223,144.00			
	1093110	27,216,417.00			
	p	13,688,586.86	2		
	1092910	13,688,586.86		13,688,586.86	
				RF2014.2	13,691,912.86
	r	17,518,470.07	2		
	1092910	17,518,470.07		(3,326.00) imm	17,518,470.07
RF2014.4	q	24,258,612.94	2		RF2014.4 17,518,469.80
	1092910	24,258,612.94			0.27 imm
	z	7,782,179.06	2		
	1092910	7,782,179.06		7,782,179.06	
				RF2014.8	7,785,057.66
	t	10,330,682.33	2		
	1092910	10,330,682.33		(2,878.60) imm	10,330,682.33
RF2014.6	s	14,237,341.48	2		RF2014.6 10,330,682.43
	1092910	14,237,341.48			(0.10) imm
RF2014.8	u	7,313,463.45	2		
	1092910	7,313,463.45			
	y	7,368,940.65	2		
	1092910	7,368,940.65		7,368,940.65	
				RF2014.10	7,367,665.65
RF2014.12	aa	9,761,938.82	2		1,275.00 imm
	1092910	9,761,938.82			
RF2014.12	v	11,029,191.60	2		
	1092910	11,029,191.60			
RF2014.14	x	1,557,339.24	2		
	1092910	1,557,339.24			
RF2014.14	w	10,816,649.48	2		
	1092910	10,816,649.48			
RF2014.16	cc	4,585,644.99	2		
	1092910	4,585,644.99			
RF2014.16	bb	3,433,480.33	2		
	1092910	3,433,480.33			
RF2014.18	ee	3,110,579.98	2		
	1092910	3,110,579.98			
RF2014.18	dd	1,884,691.47	2		
	1092910	1,884,691.47			
RF2014.20	gg	1,699,458.02	2		
	1092910	1,699,458.02			
RF2014.20	ff	908,393.11	2		
	1092910	908,393.11			
RF2014.22	hh	1,697,856.09	2		
	1092910	1,697,856.09			
	Grand Total	37,392,648.29			

Row Labels	Sum of Amount in local currency	Page Reference
1	3,183,327.05	C1
1092910	2,914,559.09	
n	2,914,559.09	
1093100	165,192.42	
(blank)	165,192.42	
1093110	103,575.54	
(blank)	103,575.54	
2	72,709,833.16	C1
1092910	64,563,423.60	
l	64,563,423.60	
1093100	7,305,583.89	
(blank)	7,305,583.89	
1093110	840,825.67	
(blank)	840,825.67	
3	128,916,979.30	C1
1092910	115,427,771.07	
e	115,427,771.07	
1093100	11,200,097.45	
(blank)	11,200,097.45	
1093110	2,289,110.78	
(blank)	2,289,110.78	
4	90,998,415.21	C1
1092910	90,998,415.21	
a	90,998,415.21	
5	188,628,396.02	C1
1092910	165,829,253.91	
b	-	
d	111,420,040.19	
(blank)	54,409,213.72	
1093100	17,152,548.95	
(blank)	17,152,548.95	
1093110	5,646,593.16	
(blank)	5,646,593.16	
6	53,881,578.46	C1
1092910	49,623,210.92	
s	14,237,341.48	
u	7,313,463.45	
v	11,029,191.60	
w	10,816,649.48	
bb	3,433,480.33	
dd	1,884,691.47	
ff	908,393.11	
1093100	4,302,105.13	
(blank)	4,302,105.13	
1093110	(43,737.59)	
(blank)	(43,737.59)	
7	201,966,973.75	C1
1092910	201,966,973.75	
b	171,966,973.75	
c	30,000,000.00	
8	341,685,629.36	C1
1092910	341,685,629.36	
a	270,739,829.38	
b	70,945,799.98	
9	47,903,974.42	C2
1092910	45,040,339.46	
f	45,040,339.46	
1093100	4,386,629.22	
(blank)	4,386,629.22	
1093110	1,048,165.92	
(blank)	1,048,165.92	
2032200	(2,571,160.18)	
(blank)	(2,571,160.18)	
10	85,341,653.47	C2
1092910	119,673,584.56	
g	82,863,034.80	
(blank)	36,810,549.76	
1093100	6,000,679.19	
(blank)	6,000,679.19	
1093110	2,499,895.69	
(blank)	2,499,895.69	
2032200	(42,832,505.97)	
(blank)	(42,832,505.97)	
11	73,440,695.87	C3
1092910	61,303,619.15	
i	65,826,204.71	
(blank)	(4,522,585.56)	
1093100	5,982,741.69	
(blank)	5,982,741.69	
1093110	2,591,073.33	
(blank)	2,591,073.33	
2032200	3,563,261.70	
(blank)	3,563,261.70	

Purpose: This schedule is a pivot table on the GL data, arranged to show the amount by cash pivot table reference. This shows that the GL detail ties to the rollforward. As we need GL detail including the non-fixed asset accounts tie to the cash, this proves that we are using the same data. GL = Cash = RF

Row Label Key
 1-35 - tickmark on page denoted in reference column
 7 digit # (e.g. 1092910) = GL account number

Net of all differences below between cash and GL/Rollforward:
 12,954.48 imm

Reconciliation to GL Detail Pivot:		
sum a's	1,350,722,328.75	a-o are pre 1/9/14 1092290, pre 1/9/14 pmts
GL Detail	1,350,722,328.75	sum of 1's on GL 1.1
Difference	-	

Row Labels	Sum of Amount in local currency
1	3,183,327.05
1092910	2,914,559.09
n	2,914,559.09
1093100	165,192.42
(blank)	165,192.42
1093110	103,575.54
(blank)	103,575.54
2	72,709,833.16
1092910	64,563,423.60
l	64,563,423.60
1093100	7,305,583.89
(blank)	7,305,583.89
1093110	840,825.67
(blank)	840,825.67
3	128,916,979.30
1092910	115,427,771.07
e	115,427,771.07
1093100	11,200,097.45
(blank)	11,200,097.45
1093110	2,289,110.78
(blank)	2,289,110.78
4	90,998,415.21
1092910	90,998,415.21
a	90,998,415.21
5	188,628,396.02
1092910	165,829,253.91
b	-
d	111,420,040.19
(blank)	54,409,213.72
1093100	17,152,548.95
(blank)	17,152,548.95
1093110	5,646,593.16
(blank)	5,646,593.16
6	53,881,578.46
1092910	49,623,210.92
s	14,237,341.48
u	7,313,463.45
v	11,029,191.60
w	10,816,649.48
bb	3,433,480.33
dd	1,884,691.47
ff	908,393.11
1093100	4,302,105.13
(blank)	4,302,105.13
1093110	(43,737.59)
(blank)	(43,737.59)
7	201,966,973.75
1092910	201,966,973.75
b	171,966,973.75
c	30,000,000.00
8	341,685,629.36
1092910	341,685,629.36
a	270,739,829.38
b	70,945,799.98
9	47,903,974.42
1092910	45,040,339.46
f	45,040,339.46
1093100	4,386,629.22
(blank)	4,386,629.22
1093110	1,048,165.92
(blank)	1,048,165.92
2032200	(2,571,160.18)
(blank)	(2,571,160.18)
10	85,341,653.47
1092910	119,673,584.56
g	82,863,034.80
(blank)	36,810,549.76
1093100	6,000,679.19
(blank)	6,000,679.19
1093110	2,499,895.69
(blank)	2,499,895.69
2032200	(42,832,505.97)
(blank)	(42,832,505.97)
11	73,440,695.87
1092910	61,303,619.15
i	65,826,204.71
(blank)	(4,522,585.56)
1093100	5,982,741.69
(blank)	5,982,741.69
1093110	2,591,073.33
(blank)	2,591,073.33
2032200	3,563,261.70
(blank)	3,563,261.70

Row Labels	Sum of Amount in local currency	Page Reference	Row Labels	Sum of Amount in local currency
12	22,145,098.06		12	22,145,098.06
1092910	13,688,586.86	22,145,098.06	1092910	13,688,586.86
p	13,688,586.86	22,145,096.79 C5	p	13,688,586.86
1093100	940,332.97	1.27 imm	1093100	940,332.97
(blank)	940,332.97		(blank)	940,332.97
1093110	344,898.03		1093110	344,898.03
(blank)	344,898.03		(blank)	344,898.03
2032200	7,171,280.20		2032200	7,171,280.20
(blank)	7,171,280.20		(blank)	7,171,280.20
13	27,318,632.15 C5		13	27,318,632.15
1092910	17,405,661.39		1092910	17,405,661.39
o	16,936,378.15		o	16,936,378.15
(blank)	469,283.24		(blank)	469,283.24
1093100	2,389,682.76		1093100	2,389,682.76
(blank)	2,389,682.76		(blank)	2,389,682.76
1093110	399,202.34		1093110	399,202.34
(blank)	399,202.34		(blank)	399,202.34
2032200	7,124,085.66		2032200	7,124,085.66
(blank)	7,124,085.66		(blank)	7,124,085.66
14	1,975,253.28 C6		14	1,975,253.28
1092910	1,299,736.47		1092910	1,299,736.47
(blank)	(398,119.62)		(blank)	(398,119.62)
hh	1,697,856.09		hh	1,697,856.09
1093100	177,284.00		1093100	177,284.00
(blank)	177,284.00		(blank)	177,284.00
1093110	12,223.80		1093110	12,223.80
(blank)	12,223.80		(blank)	12,223.80
2032200	486,009.01		2032200	486,009.01
(blank)	486,009.01		(blank)	486,009.01
15	2,973,034.11 C6		15	2,973,034.11
1092910	1,699,458.02		1092910	1,699,458.02
gg	1,699,458.02		gg	1,699,458.02
1093100	226,489.55		1093100	226,489.55
(blank)	226,489.55		(blank)	226,489.55
2032200	1,047,086.54		2032200	1,047,086.54
(blank)	1,047,086.54		(blank)	1,047,086.54
16	5,476,650.88 C6		16	5,476,650.88
1092910	3,211,611.81		1092910	3,211,611.81
(blank)	101,031.83		(blank)	101,031.83
ee	3,110,579.98		ee	3,110,579.98
1093100	467,789.72		1093100	467,789.72
(blank)	467,789.72		(blank)	467,789.72
1093110	103,387.55		1093110	103,387.55
(blank)	103,387.55		(blank)	103,387.55
2032200	1,693,861.80		2032200	1,693,861.80
(blank)	1,693,861.80		(blank)	1,693,861.80
17	11,370,743.63 C6		17	11,370,743.63
1092910	8,599,575.24		1092910	8,599,575.24
(blank)	1,703,617.10		(blank)	1,703,617.10
z	6,895,958.14		z	6,895,958.14
1093100	1,048,859.53		1093100	1,048,859.53
(blank)	1,048,859.53		(blank)	1,048,859.53
1093110	360,768.64		1093110	360,768.64
(blank)	360,768.64		(blank)	360,768.64
2032200	1,361,540.22		2032200	1,361,540.22
(blank)	1,361,540.22		(blank)	1,361,540.22
18	7,682,408.49 C6		18	7,682,408.49
1092910	7,623,954.45		1092910	7,623,954.45
z	287,476.52		z	287,476.52
y	7,336,477.93		y	7,336,477.93
1093100	832,606.05		1093100	832,606.05
(blank)	832,606.05		(blank)	832,606.05
1093110	90,198.90		1093110	90,198.90
(blank)	90,198.90		(blank)	90,198.90
2032200	(864,350.91)		2032200	(864,350.91)
(blank)	(864,350.91)		(blank)	(864,350.91)
19	11,050,532.37 C6		19	11,050,532.37
1092910	9,988,415.17		1092910	9,988,415.17
(blank)	194,013.63		(blank)	194,013.63
y	32,462.72		y	32,462.72
aa	9,761,938.82		aa	9,761,938.82
1093100	1,083,609.60		1093100	1,083,609.60
(blank)	1,083,609.60		(blank)	1,083,609.60
1093110	244,724.79		1093110	244,724.79
(blank)	244,724.79		(blank)	244,724.79
2032200	(266,217.19)		2032200	(266,217.19)
(blank)	(266,217.19)		(blank)	(266,217.19)
20	9,274,427.96	9,274,427.96	20	9,274,427.96
1092910	6,171,815.71	9,276,265.81 C6	1092910	6,171,815.71
z	28,831.48	(1,837.85) imm	z	28,831.48
x	1,557,339.24		x	1,557,339.24
cc	4,585,644.99		cc	4,585,644.99
1093100	806,311.95		1093100	806,311.95
(blank)	806,311.95		(blank)	806,311.95
2032200	2,296,300.30		2032200	2,296,300.30
(blank)	2,296,300.30		(blank)	2,296,300.30

Row Labels	Sum of Amount in local currency	Page Reference	Row Labels	Sum of Amount in local currency
21	1,064,405.84		21	1,064,405.84
1092910	515,939.23	1,064,405.84	1092910	515,939.23
t	515,939.23	1,013,977.01 C7	t	515,939.23
1093100	(53,435.91)	50,428.83 imm	1093100	(53,435.91)
(blank)	(53,435.91)		(blank)	(53,435.91)
1093110	12,483.64		1093110	12,483.64
(blank)	12,483.64		(blank)	12,483.64
2032200	589,418.88		2032200	589,418.88
(blank)	589,418.88		(blank)	589,418.88
22	92,237,783.25 C7		22	92,237,783.25
1092910	82,722,344.46		1092910	82,722,344.46
h	82,722,344.46		h	82,722,344.46 a
1093100	7,844,222.32		1093100	7,844,222.32
(blank)	7,844,222.32		(blank)	7,844,222.32
1093110	1,671,216.47		1093110	1,671,216.47
(blank)	1,671,216.47		(blank)	1,671,216.47
23	16,863,067.24 C7		23	16,863,067.24
1092910	15,241,639.43		1092910	15,241,639.43
j	15,241,639.43		j	15,241,639.43 a
1093100	1,493,860.58		1093100	1,493,860.58
(blank)	1,493,860.58		(blank)	1,493,860.58
1093110	127,567.23		1093110	127,567.23
(blank)	127,567.23		(blank)	127,567.23
24	26,893,901.24 C7		24	26,893,901.24
1092910	24,258,612.94		1092910	24,258,612.94
q	24,258,612.94		q	24,258,612.94
1093100	2,003,025.62		1093100	2,003,025.62
(blank)	2,003,025.62		(blank)	2,003,025.62
1093110	632,262.68		1093110	632,262.68
(blank)	632,262.68		(blank)	632,262.68
25	145,439,561.00	145,439,561.00	25	145,439,561.00
1093100	118,223,144.00	145,475,194.77 C7	1093100	118,223,144.00
taxes	118,223,144.00	(35,633.77) imm	taxes	118,223,144.00
1093110	27,216,417.00		1093110	27,216,417.00
taxes	27,216,417.00		taxes	27,216,417.00
26	146,743,088.79	146,743,088.79	26	146,743,088.79
1092910	113,110,533.67	146,743,092.79 C7	1092910	113,110,533.67
k	84,361,645.85	(4.00) imm	k	84,361,645.85 a
m	28,748,887.82		m	28,748,887.82 a
1093100	11,982,105.36		1093100	11,982,105.36
(blank)	11,982,105.36		(blank)	11,982,105.36
1093110	3,828,663.32		1093110	3,828,663.32
(blank)	3,828,663.32		(blank)	3,828,663.32
2032200	17,821,786.44		2032200	17,821,786.44
(blank)	17,821,786.44		(blank)	17,821,786.44
27	3,880,245.55 C10		27	3,880,245.55
1092910	3,767,750.47		1092910	3,767,750.47
r	3,767,750.47		r	3,767,750.47
1093100	258,151.75		1093100	258,151.75
(blank)	258,151.75		(blank)	258,151.75
1093110	244,669.33		1093110	244,669.33
(blank)	244,669.33		(blank)	244,669.33
2032200	(390,326.00)		2032200	(390,326.00)
(blank)	(390,326.00)		(blank)	(390,326.00)
28	5,404,370.51 C10		28	5,404,370.51
1092910	4,355,356.12		1092910	4,355,356.12
r	4,355,356.12		r	4,355,356.12
1093100	501,839.82		1093100	501,839.82
(blank)	501,839.82		(blank)	501,839.82
1093110	56,081.31		1093110	56,081.31
(blank)	56,081.31		(blank)	56,081.31
2032200	491,093.26		2032200	491,093.26
(blank)	491,093.26		(blank)	491,093.26
29	8,448,549.60 C10		29	8,448,549.60
1092910	6,065,406.56		1092910	6,065,406.56
r	6,065,406.56		r	6,065,406.56
1093100	620,047.63		1093100	620,047.63
(blank)	620,047.63		(blank)	620,047.63
1093110	132,669.91		1093110	132,669.91
(blank)	132,669.91		(blank)	132,669.91
2032200	1,630,425.50		2032200	1,630,425.50
(blank)	1,630,425.50		(blank)	1,630,425.50
30	1,859,613.91 C10		30	1,859,613.91
1092910	1,289,826.72		1092910	1,289,826.72
t	1,289,826.72		t	1,289,826.72
1093100	223,244.85		1093100	223,244.85
(blank)	223,244.85		(blank)	223,244.85
2032200	346,542.34		2032200	346,542.34
(blank)	346,542.34		(blank)	346,542.34
31	10,436,031.53 C10		31	10,436,031.53
1092910	10,272,782.27		1092910	10,272,782.27
t	10,272,782.27		t	10,272,782.27
1093100	1,199,099.34		1093100	1,199,099.34
(blank)	1,199,099.34		(blank)	1,199,099.34
2032200	(1,035,850.08)		2032200	(1,035,850.08)
(blank)	(1,035,850.08)		(blank)	(1,035,850.08)

Row Labels	Sum of Amount in local currency	Page Reference
32	1,195,817.40	C10
1092910	997,362.36	
r	991,182.32	
t	6,180.04	
1093100	48,945.17	
(blank)	48,945.17	
1093110	149,509.87	
(blank)	149,509.87	
33	1,908,652.55	C10
1092910	503,012.72	
r	503,012.72	
1093100	21,948.79	
(blank)	21,948.79	
1093110	42,469.58	
(blank)	42,469.58	
2032200	1,341,221.46	
(blank)	1,341,221.46	
34	493,039.03	C10
1092910	582,001.35	
r	12,088.43	
z	569,912.92	
1093100	18,798.93	
(blank)	18,798.93	
2032200	(107,761.25)	
(blank)	(107,761.25)	
35	1,847,265.75	C10
1092910	1,823,673.45	
r	1,823,673.45	
1093100	215,632.09	
(blank)	215,632.09	
2032200	(192,039.79)	
(blank)	(192,039.79)	
(blank)	(1,815,246,981.90)	
1092910	(1,556,534,429.55)	
b	5,041.80	imm
(blank)	(1,554,785,425.42)	topside transfers, taxes
t	(1,754,045.93)	researching
1093100	(209,069,174.41)	
(blank)	(209,069,174.41)	taxes
1093110	(50,644,916.89)	
(blank)	(50,644,916.89)	taxes
2032200	1,001,538.95	
(blank)	1,001,538.95	retainage
Grand Total	37,392,648.29	

Row Labels	Sum of Amount in local currency
32	1,195,817.40
1092910	997,362.36
r	991,182.32
t	6,180.04
1093100	48,945.17
(blank)	48,945.17
1093110	149,509.87
(blank)	149,509.87
33	1,908,652.55
1092910	503,012.72
r	503,012.72
1093100	21,948.79
(blank)	21,948.79
1093110	42,469.58
(blank)	42,469.58
2032200	1,341,221.46
(blank)	1,341,221.46
34	493,039.03
1092910	582,001.35
r	12,088.43
z	569,912.92
1093100	18,798.93
(blank)	18,798.93
2032200	(107,761.25)
(blank)	(107,761.25)
35	1,847,265.75
1092910	1,823,673.45
r	1,823,673.45
1093100	215,632.09
(blank)	215,632.09
2032200	(192,039.79)
(blank)	(192,039.79)
(blank)	(1,815,246,981.90)
1092910	(1,556,534,429.55)
b	5,041.80
(blank)	(1,554,785,425.42)
t	(1,754,045.93)
1093100	(209,069,174.41)
(blank)	(209,069,174.41)
1093110	(50,644,916.89)
(blank)	(50,644,916.89)
2032200	1,001,538.95
(blank)	1,001,538.95
Grand Total	37,392,648.29

Prop LP and Prop LLC SAP ECC GL Detail (Other A/R, Taxes and Retainage)
 Detail is life to date (March 2013 - Jan 2015)

Account Number	Document Type	Document	Posting Date	Document Date	Posting Key	Amount in doc. curr.	Cash Ref	Rollforward Ref	Document currency	Amount in local currency	Local currency	Amount in loc. curr. 2	Local currency 2	Profit Center	Text
1093210.10000000	SA	Z	3/29/2013	3/29/2013	40	5,451,320.25			CAD	5,451,320.25	CAD	5,451,320.25	CAD	9730	CTAX Pd 1 Feb Leashold Tr to TCP LP
1093210.10000016	ZI	2	4/5/2013	4/5/2013	40	217,319.713356	8		a CAD	217,319.713356	CAD	217,319.713356	USD	H297	FINRPTG/CIP PURCHASE
1093210.10000017	ZI	2	4/5/2013	4/5/2013	40	7,567,494.21	8		a CAD	7,567,494.21	CAD	7,567,494.21	USD	H297	FINRPTG/CIP PURCHASE
1093210.10000017	ZI	2	4/6/2013	4/6/2013	40	90,998.415.21	4		a CAD	90,998.415.21	CAD	90,998.415.21	USD	H297	FINRPTG/CIP PURCHASE
1093210.10000017	ZI	2	4/6/2013	4/6/2013	40	35,852.621.61	8		a CAD	35,852.621.61	CAD	35,852.621.61	USD	H297	FINRPTG/CIP PURCHASE
1093210.10000020	ZI	2	4/19/2013	4/19/2013	50	10,000.000.00	8		a CAD	10,000.000.00	CAD	10,000.000.00	USD	H297	FINRPTG/CIP PURCHASE
1093210.10000021	SA	3	5/3/2013	5/3/2013	50	5,451,320.25			b CAD	5,451,320.25	CAD	5,451,320.25	USD	H297	CTAX Pd 1 Feb Leashold Tr to TCP LP Reversal
1093210.10000088	ZI	3	5/3/2013	5/3/2013	40	49,749.729.01	7		b CAD	49,749.729.01	CAD	49,749.729.01	USD	H297	FINRPTG/CIP PURCHASE
1093210.10000087	ZI	3	5/3/2013	5/3/2013	40	70,945.799.98	7		b CAD	70,945.799.98	CAD	70,945.799.98	USD	H297	FINRPTG/CIP PURCHASE
1093210.10000024	ZI	3	5/3/2013	5/3/2013	40	1,738.669.64	8		b CAD	1,738.669.64	CAD	1,738.669.64	USD	H297	FINRPTG/CIP PURCHASE
1093210.10000089	ZI	3	5/4/2013	5/4/2013	40	20,038.991.94	7		b CAD	20,038.991.94	CAD	20,038.991.94	USD	H297	FINRPTG/CIP PURCHASE
1093210.10000090	ZI	3	5/4/2013	5/4/2013	40	15,000.000.00	7		b CAD	15,000.000.00	CAD	15,000.000.00	USD	H297	FINRPTG/CIP PURCHASE
1093210.10000091	ZI	3	5/4/2013	5/4/2013	40	109,086.285.67	7		b CAD	109,086.285.67	CAD	109,086.285.67	USD	H297	FINRPTG/CIP PURCHASE
1093210.100000187	SA	3	5/4/2013	5/4/2013	50	21,909.032.87			b CAD	21,909.032.87	CAD	21,909.032.87	USD	H297	FINRPTG/CORRECT CIP FOR RENT LEASE
1093210.100000188	SA	3	5/4/2013	5/4/2013	50	54,409.213.72			b CAD	54,409.213.72	CAD	54,409.213.72	USD	H297	FINRPTG/CORRECT CIP FOR RENT LEASE
1093210.100000189	AB	3	5/4/2013	5/4/2013	40	21,909.032.87			b CAD	21,909.032.87	CAD	21,909.032.87	USD	H297	FINRPTG/CORRECT CIP FOR RENT LEASE
1093110.100000188	SA	3	5/4/2013	5/4/2013	40	48,203.395.09			c CAD	48,203.395.09	CAD	48,203.395.09	USD	H297	CTAX Pd 4 May Leashold Prop Co GST and QST
1093110.100000188	SA	3	5/4/2013	5/4/2013	40	6,205.818.63			c CAD	6,205.818.63	CAD	6,205.818.63	USD	H297	CTAX Pd 4 May Leashold Prop Co GST and QST
1093210.100000194	ZI	4	5/16/2013	5/16/2013	40	30,000.000.00	7		c CAD	30,000.000.00	CAD	30,000.000.00	USD	H297	FINRPTG/CAD PURCHASE
1093110.100000080	SA	4	5/17/2013	5/17/2013	40	48,203.395.09			c CAD	48,203.395.09	CAD	48,203.395.09	USD	H297	FINRPTG/CAD PURCHASE
1093110.100000081	SA	4	5/17/2013	5/17/2013	40	6,205.818.63			c CAD	6,205.818.63	CAD	6,205.818.63	USD	H297	FINRPTG/CAD PURCHASE
1093110.100000190	SA	4	5/17/2013	5/17/2013	50	48,203.395.09			c CAD	48,203.395.09	CAD	48,203.395.09	USD	H297	FINRPTG/CAD PURCHASE
1093110.100000191	SA	4	5/17/2013	5/17/2013	50	6,205.818.63			c CAD	6,205.818.63	CAD	6,205.818.63	USD	H297	FINRPTG/CAD PURCHASE
1093110.100000092	SA	4	5/20/2013	5/20/2013	50	49,942.064.73			c CAD	49,942.064.73	CAD	49,942.064.73	USD	H297	FINRPTG/CAD PURCHASE
1093110.100000084	SA	4	5/28/2013	5/28/2013	40	403,377.31			c CAD	403,377.31	CAD	403,377.31	USD	H297	FINRPTG/CAD PURCHASE
1093210.100000195	AB	4	5/29/2013	5/29/2013	40	54,409.213.72			c CAD	54,409.213.72	CAD	54,409.213.72	USD	H297	FINRPTG/CAD PURCHASE
1093210.100000200	ZI	4	5/29/2013	5/29/2013	50	(200,000.00)	7		c CAD	(200,000.00)	CAD	(200,000.00)	USD	H297	FINRPTG/CAD PURCHASE
1093110.100000085	ZI	4	5/29/2013	5/29/2013	40	301,086.44			c CAD	301,086.44	CAD	301,086.44	USD	H297	FINRPTG/CAD PURCHASE
1093110.100000085	ZI	4	5/29/2013	5/29/2013	40	125,605.06			c CAD	125,605.06	CAD	125,605.06	USD	H297	FINRPTG/CAD PURCHASE
1093110.100000195	AB	4	5/29/2013	5/29/2013	50	48,203.395.09			c CAD	48,203.395.09	CAD	48,203.395.09	USD	H297	FINRPTG/CAD PURCHASE
1093210.100000197	ZI	4	5/30/2013	5/30/2013	50	(6,205.818.63)			c CAD	(6,205.818.63)	CAD	(6,205.818.63)	USD	H297	FINRPTG/CAD PURCHASE
1093110.100000197	ZI	4	5/30/2013	5/30/2013	50	(54,409.213.72)			c CAD	(54,409.213.72)	CAD	(54,409.213.72)	USD	H297	FINRPTG/CAD PURCHASE
1093110.100000197	ZI	4	5/30/2013	5/30/2013	50	48,203.395.09			c CAD	48,203.395.09	CAD	48,203.395.09	USD	H297	FINRPTG/CAD PURCHASE
1093110.100000197	ZI	4	5/30/2013	5/30/2013	50	6,205.818.63			c CAD	6,205.818.63	CAD	6,205.818.63	USD	H297	FINRPTG/CAD PURCHASE
1093210.100000287	ZI	5	6/12/2013	6/12/2013	50	6,648.420.37	7		b CAD	6,648.420.37	CAD	6,648.420.37	USD	H297	FINRPTG/RC RENT LEASE
1093210.100000287	ZI	5	6/12/2013	6/12/2013	50	(194,505.52)			b CAD	(194,505.52)	CAD	(194,505.52)	USD	H297	FINRPTG/RC RENT LEASE
1093110.100000306	SA	5	6/28/2013	6/28/2013	50	8,411,887.43	5		b CAD	8,411,887.43	CAD	8,411,887.43	USD	H297	FINRPTG/RC RENT LEASE
1093110.100000135	SA	5	6/28/2013	6/28/2013	50	(6,609,195.94)			b CAD	(6,609,195.94)	CAD	(6,609,195.94)	USD	H297	FINRPTG/RC RENT LEASE
1093110.100000133	SA	5	6/28/2013	6/28/2013	50	(1,436,624.62)			b CAD	(1,436,624.62)	CAD	(1,436,624.62)	USD	H297	FINRPTG/RC RENT LEASE
1093210.100000310	ZI	5	7/2/2013	6/21/2013	40	74,164.416.69	5		d CAD	74,164.416.69	CAD	74,164.416.69	USD	H297	FINRPTG/GST HST FOR CIP PAYMENT
1093210.100000310	ZI	5	7/3/2013	6/21/2013	40	54,409.213.72	5		d CAD	54,409.213.72	CAD	54,409.213.72	USD	H297	FINRPTG/GST HST FOR CIP PAYMENT
1093210.100000312	ZI	5	7/3/2013	7/3/2013	40	50,825,450.58	5		d CAD	50,825,450.58	CAD	50,825,450.58	USD	H297	FINRPTG/GST HST FOR CIP PAYMENT
1093110.100000137	SA	5	7/3/2013	7/3/2013	40	2,494,755.40			d CAD	2,494,755.40	CAD	2,494,755.40	USD	H297	FINRPTG/GST HST FOR CIP PAYMENT
1093110.100000137	SA	5	7/3/2013	7/3/2013	40	5,421,540.07			d CAD	5,421,540.07	CAD	5,421,540.07	USD	H297	FINRPTG/GST HST FOR CIP PAYMENT
1093110.100000137	SA	5	7/3/2013	7/3/2013	40	383,698.22			d CAD	383,698.22	CAD	383,698.22	USD	H297	FINRPTG/GST HST FOR CIP PAYMENT
1093110.100000137	SA	5	7/3/2013	7/3/2013	40	929,321.34			d CAD	929,321.34	CAD	929,321.34	USD	H297	FINRPTG/GST HST FOR CIP PAYMENT
1093110.100000131	SA	5	7/3/2013	7/3/2013	50	(2,494,755.40)			d CAD	(2,494,755.40)	CAD	(2,494,755.40)	USD	H297	FINRPTG/GST HST FOR CIP PAYMENT
1093110.100000311	SA	5	7/3/2013	7/3/2013	50	(5,421,540.07)			d CAD	(5,421,540.07)	CAD	(5,421,540.07)	USD	H297	FINRPTG/GST HST FOR CIP PAYMENT
1093110.100000311	SA	5	7/3/2013	6/27/2013	40	5,421,540.07	5		d CAD	5,421,540.07	CAD	5,421,540.07	USD	H297	FINRPTG/GST HST FOR CIP PAYMENT
1093110.100000314	ZI	5	7/3/2013	7/2/2013	40	2,494,755.40	5		d CAD	2,494,755.40	CAD	2,494,755.40	USD	H297	FINRPTG/GST HST FOR CIP PAYMENT
1093110.100000311	SA	5	7/3/2013	7/3/2013	50	(383,698.22)			d CAD	(383,698.22)	CAD	(383,698.22)	USD	H297	FINRPTG/GST HST FOR CIP PAYMENT
1093110.100000311	SA	5	7/3/2013	7/3/2013	50	929,321.34			d CAD	929,321.34	CAD	929,321.34	USD	H297	FINRPTG/GST HST FOR CIP PAYMENT
1093110.100000218	AB	6	7/15/2013	8/1/2013	40	784,108.01			d CAD	784,108.01	CAD	784,108.01	USD	H297	FINRPTG/GST HST FOR CIP PAYMENT
1093110.100000218	AB	6	7/15/2013	8/1/2013	40	(784,108.01)			d CAD	(784,108.01)	CAD	(784,108.01)	USD	H297	FINRPTG/GST HST FOR CIP PAYMENT
1093110.100000218	AB	6	7/15/2013	8/1/2013	40	128,556.30			d CAD	128,556.30	CAD	128,556.30	USD	H297	FINRPTG/GST HST FOR CIP PAYMENT
1093110.100000218	AB	6	7/15/2013	8/1/2013	40	(128,556.30)			d CAD	(128,556.30)	CAD	(128,556.30)	USD	H297	FINRPTG/GST HST FOR CIP PAYMENT
1093210.100000219	AB	6	7/15/2013	8/1/2013	50	(128,556.30)			d CAD	(128,556.30)	CAD	(128,556.30)	USD	H297	FINRPTG/GST HST FOR CIP PAYMENT
1093210.100000218	AB	6	7/15/2013	8/1/2013	50	(128,556.30)			d CAD	(128,556.30)	CAD	(128,556.30)	USD	H297	FINRPTG/GST HST FOR CIP PAYMENT
1093210.100000428	ZI	6	7/17/2013	7/17/2013	50	(13,569,827.08)	5		d CAD	(13,569,827.08)	CAD	(13,569,827.08)	USD	H297	FINRPTG/GST HST FOR CIP PAYMENT
1093110.100000428	ZI	6	7/17/2013	7/17/2013	40	9,236,253.48	5		d CAD	9,236,253.48	CAD	9,236,253.48	USD	H297	FINRPTG/GST HST FOR CIP PAYMENT
1093110.100000428	ZI	6	7/17/2013	7/17/2013	40	4,333,573.60	5		d CAD	4,333,573.60	CAD	4,333,573.60	USD	H297	FINRPTG/GST HST FOR CIP PAYMENT
1093210.100000437	SA	6	7/25/2013	6/12/2013	40	194,505.52	5		b CAD	194,505.52	CAD	194,505.52	USD	H297	FINRPTG/GST HST FOR CIP PAYMENT
1093110.100000211	SA	6	7/25/2013	7/25/2013	50	(728,084.05)			b CAD	(728,084.05)	CAD	(728,084.05)	USD	H297	FINRPTG/GST HST FOR CIP PAYMENT
1093110															

Account Number	Document Type	Posting Period	Posting Date	Document Date	Posting Key	Amount in doc. curr.	Cash Ref	Rollforward Ref	Document currency	Amount in local currency	Local Currency	Amount in loc. curr. 2	Local currency 2	Profit Center	Text
1093110.100000217	SA	6	8/1/2013	6/15/2013	40	1,048,165.92	9		CAD	1,048,165.92	CAD	1,030,949.07	USD	9730	PROPCC - July Month End Trmsf to 2006
2032200.100000217	SA	6	8/1/2013	6/15/2013	50	(57,780.05)	9		CAD	(57,780.05)	CAD	(60,830.97)	USD	3739	PROPCC - July Month End Trmsf to 2006
2032200.100000217	SA	6	8/1/2013	6/15/2013	50	(51,873.47)	9		CAD	(51,873.47)	CAD	(1,021.41)	USD	3623	PROPCC - July Month End Trmsf to 2006
2032200.100000217	SA	6	8/1/2013	6/15/2013	50	(136,933.00)	9		CAD	(136,933.00)	CAD	(134,663.78)	USD	3516	PROPCC - July Month End Trmsf to 2006
2032200.100000217	SA	6	8/1/2013	6/15/2013	50	(217,014.03)	9		CAD	(217,014.03)	CAD	(213,449.42)	USD	3637	PROPCC - July Month End Trmsf to 2006
2032200.100000217	SA	6	8/1/2013	6/15/2013	50	(109,588.82)	9		CAD	(109,588.82)	CAD	(107,788.75)	USD	3695	PROPCC - July Month End Trmsf to 2006
2032200.100000217	SA	6	8/1/2013	6/15/2013	50	(123,618.60)	9		CAD	(123,618.60)	CAD	(121,588.08)	USD	3686	PROPCC - July Month End Trmsf to 2006
2032200.100000217	SA	6	8/1/2013	6/15/2013	50	(115,022.99)	9		CAD	(115,022.99)	CAD	(111,133.66)	USD	3547	PROPCC - July Month End Trmsf to 2006
2032200.100000217	SA	6	8/1/2013	6/15/2013	50	(174,348.54)	9		CAD	(174,348.54)	CAD	(171,484.74)	USD	3566	PROPCC - July Month End Trmsf to 2006
2032200.100000217	SA	6	8/1/2013	6/15/2013	50	(24,477.54)	9		CAD	(24,477.54)	CAD	(24,075.48)	USD	3624	PROPCC - July Month End Trmsf to 2006
2032200.100000217	SA	6	8/1/2013	6/15/2013	50	(200,959.92)	9		CAD	(200,959.92)	CAD	(197,659.01)	USD	3717	PROPCC - July Month End Trmsf to 2006
2032200.100000217	SA	6	8/1/2013	6/15/2013	50	(165,218.98)	9		CAD	(165,218.98)	CAD	(162,504.26)	USD	3769	PROPCC - July Month End Trmsf to 2006
2032200.100000217	SA	6	8/1/2013	6/15/2013	50	(91,312.77)	9		CAD	(91,312.77)	CAD	(89,812.89)	USD	7001	PROPCC - July Month End Trmsf to 2006
2032200.100000217	SA	6	8/1/2013	6/15/2013	50	981,059.11	9		CAD	981,059.11	CAD	971,514.81	USD	7001	PROPCC - July Month End Trmsf to 2006
2032200.100000217	SA	6	8/1/2013	6/15/2013	50	(110,951.66)	9		CAD	(110,951.66)	CAD	(109,129.20)	USD	3550	PROPCC - July Month End Trmsf to 2006
2032200.100000217	SA	6	8/1/2013	6/15/2013	50	(144,848.46)	9		CAD	(144,848.46)	CAD	(142,469.22)	USD	3552	PROPCC - July Month End Trmsf to 2006
2032200.100000217	SA	6	8/1/2013	6/15/2013	50	(119,629.82)	9		CAD	(119,629.82)	CAD	(117,664.82)	USD	3522	PROPCC - July Month End Trmsf to 2006
2032200.100000217	SA	6	8/1/2013	6/15/2013	50	(204,445.44)	9		CAD	(204,445.44)	CAD	(201,087.28)	USD	3614	PROPCC - July Month End Trmsf to 2006
2032200.100000217	SA	6	8/1/2013	6/15/2013	50	351,216.20	9		CAD	351,216.20	CAD	345,447.23	USD	3690	PROPCC - July Month End Trmsf to 2006
2032200.100000217	SA	6	8/1/2013	6/15/2013	50	(153,277.63)	9		CAD	(153,277.63)	CAD	(150,759.94)	USD	3559	PROPCC - July Month End Trmsf to 2006
2032200.100000217	SA	6	8/1/2013	6/15/2013	50	(107,199.93)	9		CAD	(107,199.93)	CAD	(105,439.10)	USD	3575	PROPCC - July Month End Trmsf to 2006
2032200.100000217	SA	6	8/1/2013	6/15/2013	50	(152,117.85)	9		CAD	(152,117.85)	CAD	(149,619.21)	USD	3639	PROPCC - July Month End Trmsf to 2006
2032200.100000217	SA	6	8/1/2013	6/15/2013	50	(87,593.53)	9		CAD	(87,593.53)	CAD	(86,154.75)	USD	3671	PROPCC - July Month End Trmsf to 2006
2032200.100000217	SA	6	8/1/2013	6/15/2013	50	(98,612.89)	9		CAD	(98,612.89)	CAD	(96,993.11)	USD	3724	PROPCC - July Month End Trmsf to 2006
2032200.100000217	SA	6	8/1/2013	6/15/2013	50	(95,989.99)	9		CAD	(95,989.99)	CAD	(94,413.29)	USD	3754	PROPCC - July Month End Trmsf to 2006
2032200.100000217	SA	6	8/1/2013	6/15/2013	50	(125,567.30)	9		CAD	(125,567.30)	CAD	(123,504.77)	USD	3652	PROPCC - July Month End Trmsf to 2006
2032200.100000217	SA	6	8/1/2013	6/15/2013	50	(199,893.45)	9		CAD	(199,893.45)	CAD	(196,610.06)	USD	3663	PROPCC - July Month End Trmsf to 2006
2032200.100000217	SA	6	8/1/2013	6/15/2013	50	(71,033.14)	9		CAD	(71,033.14)	CAD	(69,866.37)	USD	3697	PROPCC - July Month End Trmsf to 2006
2032200.100000217	SA	6	8/1/2013	6/15/2013	50	(78,451.74)	9		CAD	(78,451.74)	CAD	(77,163.12)	USD	3699	PROPCC - July Month End Trmsf to 2006
2032200.100000217	SA	6	8/1/2013	6/15/2013	50	(371,311.17)	9		CAD	(371,311.17)	CAD	(365,212.13)	USD	3713	PROPCC - July Month End Trmsf to 2006
2032200.100000217	SA	6	8/1/2013	6/15/2013	50	(173,951.34)	9		CAD	(173,951.34)	CAD	(171,094.07)	USD	3743	PROPCC - July Month End Trmsf to 2006
2032200.100000217	SA	6	8/1/2013	6/15/2013	50	(200,117.88)	9		CAD	(200,117.88)	CAD	(196,830.81)	USD	3755	PROPCC - July Month End Trmsf to 2006
2032200.100000217	SA	6	8/1/2013	6/15/2013	50	(117,740.67)	9		CAD	(117,740.67)	CAD	(115,866.70)	USD	3757	PROPCC - July Month End Trmsf to 2006
2032200.100000217	SA	6	8/1/2013	6/15/2013	50	(119,433.27)	9		CAD	(119,433.27)	CAD	(117,471.50)	USD	7000	PROPCC - July Month End Trmsf to 2006
2032200.100000217	SA	6	8/1/2013	6/15/2013	50	(4,878.76)	9		CAD	(4,878.76)	CAD	(4,798.62)	USD	3694	PROPCC - July Month End Trmsf to 2006
2032200.100000217	SA	6	8/1/2013	6/15/2013	50	(82,493.76)	9		CAD	(82,493.76)	CAD	(81,138.74)	USD	3704	PROPCC - July Month End Trmsf to 2006
2032200.100000217	SA	6	8/1/2013	6/15/2013	50	784,252.00	9		CAD	784,252.00	CAD	771,370.12	USD	3772	PROPCC - July Month End Trmsf to 2006
1093110.100000249	ZI	6	8/3/2013	6/15/2013	40	45,040,339.46	9		CAD	45,040,339.46	CAD	44,300,520.76	USD	C205	PROPCC-July Intercountry
1093110.100000249	ZI	6	8/3/2013	7/6/2013	40	728,084.05	9		CAD	728,084.05	CAD	688,365.37	USD	C205	PMGACT/Prop. Co. GST Paid
1093110.100000249	ZI	6	8/3/2013	7/15/2013	40	784,108.01	9	nets	CAD	784,108.01	CAD	750,452.42	USD	C205	PMGACT/Prop. Co. GST Paid
1093110.100000249	ZI	6	8/3/2013	7/6/2013	40	135,968.78	9	nets	CAD	135,968.78	CAD	128,551.37	USD	C205	PMGACT/Prop. Co. GST Paid
1093110.100000249	ZI	6	8/3/2013	7/15/2013	40	128,556.30	9	nets	CAD	128,556.30	CAD	123,708.99	USD	C205	PMGACT/Prop. Co. GST Paid
1093110.100000303	ZI	7	8/15/2013	8/15/2013	40	616,746.33	9		CAD	616,746.33	CAD	596,523.19	USD	C205	PMGACT/Prop. Co. GST Paid
1093110.100000303	ZI	7	8/15/2013	8/22/2013	50	129,911.94	9		CAD	129,911.94	CAD	125,652.33	USD	C205	PMGACT/Prop. Co. GST Paid
1093110.100000390	SA	7	8/22/2013	8/22/2013	50	-14,406,990.71	9	nets	CAD	-14,406,990.71	CAD	-13,757,630.55	USD	9730	CTAX Pd 6 GST HST TTC claimed on return
1093110.100000293	SA	7	8/26/2013	8/26/2013	40	4,333,573.60	9		CAD	4,333,573.60	CAD	4,129,572.71	USD	9730	CTAX Pd 6 GST Paid from 1148
1093110.100000294	SA	7	8/26/2013	8/26/2013	50	-5,510,295.82	9		CAD	-5,510,295.82	CAD	-5,250,301.30	USD	9730	CTAX Pd 6 QST Refund Receivable
1093110.100000544	SA	7	8/26/2013	8/26/2013	50	-9,236,253.48	9	nets	CAD	-9,236,253.48	CAD	-8,801,461.29	USD	H297	CTAX Pd 6 QST HST Paid to 2006
1093110.100000544	SA	7	8/26/2013	8/26/2013	50	-4,333,573.60	9	nets	CAD	-4,333,573.60	CAD	-4,129,572.71	USD	H297	CTAX Pd 6 QST HST Paid to 2006
1093110.100000295	SA	7	8/27/2013	8/27/2013	40	9,236,253.48	9	nets	CAD	9,236,253.48	CAD	8,798,107.72	USD	9730	CTAX Pd 6 GST Paid from 1148
1093110.100000297	SA	7	8/27/2013	8/27/2013	50	(114,967.06)	9		CAD	(114,967.06)	CAD	(109,513.30)	USD	3648	Propco - Retainage Transfer from 2001 to 2006
2032200.100000297	SA	7	8/27/2013	8/27/2013	50	(82,334.18)	9	10	CAD	(82,334.18)	CAD	(80,347.18)	USD	3739	Propco - Retainage Transfer from 2001 to 2006
2032200.100000297	SA	7	8/27/2013	8/27/2013	50	(26,844.69)	9	10	CAD	(26,844.69)	CAD	(25,571.24)	USD	3512	Propco - Retainage Transfer from 2001 to 2006
2032200.100000297	SA	7	8/27/2013	8/27/2013	50	(33,609.59)	9	10	CAD	(33,609.59)	CAD	(32,015.23)	USD	3609	Propco - Retainage Transfer from 2001 to 2006
2032200.100000297	SA	7	8/27/2013	8/27/2013	50	(25,675.99)	9	10	CAD	(25,675.99)	CAD	(24,457.98)	USD	3557	Propco - Retainage Transfer from 2001 to 2006
2032200.100000297	SA	7	8/27/2013	8/27/2013	50	(25,176.12)	9	10	CAD	(25,176.12)	CAD	(23,981.83)	USD	3616	Propco - Retainage Transfer from 2001 to 2006
2032200.100000297	SA	7	8/27/2013	8/27/2013	50	(28,546.39)	9	10	CAD	(28,546.39)	CAD	(27,192.22)	USD	3760	Propco - Retainage Transfer from 2001 to 2006
2032200.100000297	SA	7	8/27/2013	8/27/2013	50	(1,414,902.30)	9	10	CAD	(1,414,902.30)	CAD	(1,374,782.72)	USD	3623	Propco - Retainage Transfer from 2001 to 2006
2032200.100000297	SA	7	8/27/2013	8/27/2013	50	(679,889.06)	9	10	CAD	(679,889.06)	CAD	(647,636.75)	USD	3670	Propco - Retainage Transfer from 2001 to 2006
2032200.100000297	SA	7	8/27/2013	8/27/2013	50	(28,347.18)	9	10	CAD	(28,347.18)	CAD	(27,002.46)	USD	3708	Propco - Retainage Transfer from 2001 to 2006
2032200.100000297	SA	7	8/27/2013	8/27/2013	50	(26,079.75)	9	10	CAD	(26,079.75)	CAD	(24,842.59)	USD	3719	Propco - Retainage Transfer from 2001 to 2006
2032200.100000297	SA	7	8/27/2013	8/27/2013	50	(503,202.78)	9	10	CAD	(503,202.78)	CAD	(479,332.04)	USD	3516	Propco - Retainage Transfer from 2001 to 2006
2032200.100000297	SA	7	8/27/2013	8/27/2013	50	(409,099.03)	9	10	CAD	(409,099.03)	CAD	(389,692.35)	USD	3637</	

Account Number	Document Type	Posting Period	Posting Date	Document Date	Posting Key	Amount in doc. curr.	Cash Ref	Rollforward Ref	Document Currency	Amount in local currency	Local Currency	Amount in loc. curr. 2	Local currency 2	Profit Center	Text
2032200 100000297 SA	7	8/27/2013	8/27/2013	8/27/2013	50	(577,723.56)	10		CAD	(577,723.56)	CAD	(550,317.74)	USD	3718	Propco - Retainage Transfer from 2001 to 2006
2032200 100000297 SA	7	8/27/2013	8/27/2013	8/27/2013	50	(499,637.51)	10		CAD	(499,637.51)	CAD	(475,935.90)	USD	3769	Propco - Retainage Transfer from 2001 to 2006
2032200 100000297 SA	7	8/27/2013	8/27/2013	8/27/2013	50	(703,400.43)	10		CAD	(703,400.43)	CAD	(670,032.80)	USD	3519	Propco - Retainage Transfer from 2001 to 2006
2032200 100000297 SA	7	8/27/2013	8/27/2013	8/27/2013	50	(900,135.51)	10		CAD	(900,135.51)	CAD	(875,410.28)	USD	3693	Propco - Retainage Transfer from 2001 to 2006
2032200 100000297 SA	7	8/27/2013	8/27/2013	8/27/2013	50	(791,171.58)	10		CAD	(791,171.58)	CAD	(753,640.29)	USD	7001	Propco - Retainage Transfer from 2001 to 2006
2032200 100000297 SA	7	8/27/2013	8/27/2013	8/27/2013	50	(235,940.33)	10		CAD	(235,940.33)	CAD	(224,747.89)	USD	3550	Propco - Retainage Transfer from 2001 to 2006
2032200 100000297 SA	7	8/27/2013	8/27/2013	8/27/2013	50	(436,855.12)	10		CAD	(436,855.12)	CAD	(414,131.76)	USD	3552	Propco - Retainage Transfer from 2001 to 2006
2032200 100000297 SA	7	8/27/2013	8/27/2013	8/27/2013	50	(419,396.48)	10		CAD	(419,396.48)	CAD	(399,501.31)	USD	3552	Propco - Retainage Transfer from 2001 to 2006
2032200 100000297 SA	7	8/27/2013	8/27/2013	8/27/2013	50	(659,715.58)	10		CAD	(659,715.58)	CAD	(628,420.25)	USD	3610	Propco - Retainage Transfer from 2001 to 2006
2032200 100000297 SA	7	8/27/2013	8/27/2013	8/27/2013	50	(396,789.68)	10		CAD	(396,789.68)	CAD	(377,966.93)	USD	3647	Propco - Retainage Transfer from 2001 to 2006
2032200 100000297 SA	7	8/27/2013	8/27/2013	8/27/2013	50	(750,287.19)	10		CAD	(750,287.19)	CAD	(714,695.36)	USD	3507	Propco - Retainage Transfer from 2001 to 2006
2032200 100000297 SA	7	8/27/2013	8/27/2013	8/27/2013	50	(469,534.59)	10		CAD	(469,534.59)	CAD	(447,260.99)	USD	3511	Propco - Retainage Transfer from 2001 to 2006
2032200 100000297 SA	7	8/27/2013	8/27/2013	8/27/2013	50	(501,875.35)	10		CAD	(501,875.35)	CAD	(472,067.59)	USD	3522	Propco - Retainage Transfer from 2001 to 2006
2032200 100000297 SA	7	8/27/2013	8/27/2013	8/27/2013	50	(725,406.75)	10		CAD	(725,406.75)	CAD	(690,995.19)	USD	3614	Propco - Retainage Transfer from 2001 to 2006
2032200 100000297 SA	7	8/27/2013	8/27/2013	8/27/2013	50	(478,959.09)	10		CAD	(478,959.09)	CAD	(455,238.42)	USD	3690	Propco - Retainage Transfer from 2001 to 2006
2032200 100000297 SA	7	8/27/2013	8/27/2013	8/27/2013	50	(509,584.62)	10		CAD	(509,584.62)	CAD	(485,411.14)	USD	3530	Propco - Retainage Transfer from 2001 to 2006
2032200 100000297 SA	7	8/27/2013	8/27/2013	8/27/2013	50	(960,428.73)	10		CAD	(960,428.73)	CAD	(914,868.29)	USD	3559	Propco - Retainage Transfer from 2001 to 2006
2032200 100000297 SA	7	8/27/2013	8/27/2013	8/27/2013	50	(324,368.14)	10		CAD	(324,368.14)	CAD	(308,980.89)	USD	3575	Propco - Retainage Transfer from 2001 to 2006
2032200 100000297 SA	7	8/27/2013	8/27/2013	8/27/2013	50	(590,115.14)	10		CAD	(590,115.14)	CAD	(562,121.49)	USD	3586	Propco - Retainage Transfer from 2001 to 2006
2032200 100000297 SA	7	8/27/2013	8/27/2013	8/27/2013	50	(360,866.32)	10		CAD	(360,866.32)	CAD	(343,747.69)	USD	3590	Propco - Retainage Transfer from 2001 to 2006
2032200 100000297 SA	7	8/27/2013	8/27/2013	8/27/2013	50	(823,234.19)	10		CAD	(823,234.19)	CAD	(784,181.93)	USD	3591	Propco - Retainage Transfer from 2001 to 2006
2032200 100000297 SA	7	8/27/2013	8/27/2013	8/27/2013	50	(531,526.18)	10		CAD	(531,526.18)	CAD	(506,311.85)	USD	3617	Propco - Retainage Transfer from 2001 to 2006
2032200 100000297 SA	7	8/27/2013	8/27/2013	8/27/2013	50	(619,335.18)	10		CAD	(619,335.18)	CAD	(599,955.40)	USD	3628	Propco - Retainage Transfer from 2001 to 2006
2032200 100000297 SA	7	8/27/2013	8/27/2013	8/27/2013	50	(652,659.29)	10		CAD	(652,659.29)	CAD	(621,698.69)	USD	3630	Propco - Retainage Transfer from 2001 to 2006
2032200 100000297 SA	7	8/27/2013	8/27/2013	8/27/2013	50	(134,562.61)	10		CAD	(134,562.61)	CAD	(128,179.28)	USD	3636	Propco - Retainage Transfer from 2001 to 2006
2032200 100000297 SA	7	8/27/2013	8/27/2013	8/27/2013	50	(669,385.00)	10		CAD	(669,385.00)	CAD	(637,630.98)	USD	3639	Propco - Retainage Transfer from 2001 to 2006
2032200 100000297 SA	7	8/27/2013	8/27/2013	8/27/2013	50	(803,532.51)	10		CAD	(803,532.51)	CAD	(765,414.85)	USD	3671	Propco - Retainage Transfer from 2001 to 2006
2032200 100000297 SA	7	8/27/2013	8/27/2013	8/27/2013	50	(704,813.68)	10		CAD	(704,813.68)	CAD	(671,379.01)	USD	3728	Propco - Retainage Transfer from 2001 to 2006
2032200 100000297 SA	7	8/27/2013	8/27/2013	8/27/2013	50	(620,171.35)	10		CAD	(620,171.35)	CAD	(590,751.91)	USD	3754	Propco - Retainage Transfer from 2001 to 2006
2032200 100000297 SA	7	8/27/2013	8/27/2013	8/27/2013	50	(497,073.42)	10		CAD	(497,073.42)	CAD	(473,493.45)	USD	3642	Propco - Retainage Transfer from 2001 to 2006
2032200 100000297 SA	7	8/27/2013	8/27/2013	8/27/2013	50	(281,671.81)	10		CAD	(281,671.81)	CAD	(268,309.97)	USD	3652	Propco - Retainage Transfer from 2001 to 2006
2032200 100000297 SA	7	8/27/2013	8/27/2013	8/27/2013	50	(441,953.69)	10		CAD	(441,953.69)	CAD	(420,988.46)	USD	3657	Propco - Retainage Transfer from 2001 to 2006
2032200 100000297 SA	7	8/27/2013	8/27/2013	8/27/2013	50	(282,344.19)	10		CAD	(282,344.19)	CAD	(266,950.46)	USD	3663	Propco - Retainage Transfer from 2001 to 2006
2032200 100000297 SA	7	8/27/2013	8/27/2013	8/27/2013	50	(546,045.70)	10		CAD	(546,045.70)	CAD	(520,142.60)	USD	3672	Propco - Retainage Transfer from 2001 to 2006
2032200 100000297 SA	7	8/27/2013	8/27/2013	8/27/2013	50	(535,327.81)	10		CAD	(535,327.81)	CAD	(509,933.14)	USD	3697	Propco - Retainage Transfer from 2001 to 2006
2032200 100000297 SA	7	8/27/2013	8/27/2013	8/27/2013	50	(256,460.49)	10		CAD	(256,460.49)	CAD	(244,294.62)	USD	3699	Propco - Retainage Transfer from 2001 to 2006
2032200 100000297 SA	7	8/27/2013	8/27/2013	8/27/2013	50	(447,615.80)	10		CAD	(447,615.80)	CAD	(426,381.98)	USD	3705	Propco - Retainage Transfer from 2001 to 2006
2032200 100000297 SA	7	8/27/2013	8/27/2013	8/27/2013	50	(232,622.45)	10		CAD	(232,622.45)	CAD	(221,587.40)	USD	3713	Propco - Retainage Transfer from 2001 to 2006
2032200 100000297 SA	7	8/27/2013	8/27/2013	8/27/2013	50	(748,441.29)	10		CAD	(748,441.29)	CAD	(712,937.03)	USD	3725	Propco - Retainage Transfer from 2001 to 2006
2032200 100000297 SA	7	8/27/2013	8/27/2013	8/27/2013	50	(467,847.87)	10		CAD	(467,847.87)	CAD	(445,654.29)	USD	3730	Propco - Retainage Transfer from 2001 to 2006
2032200 100000297 SA	7	8/27/2013	8/27/2013	8/27/2013	50	(677,340.08)	10		CAD	(677,340.08)	CAD	(645,208.69)	USD	3732	Propco - Retainage Transfer from 2001 to 2006
2032200 100000297 SA	7	8/27/2013	8/27/2013	8/27/2013	50	(336,096.58)	10		CAD	(336,096.58)	CAD	(320,152.96)	USD	3743	Propco - Retainage Transfer from 2001 to 2006
2032200 100000297 SA	7	8/27/2013	8/27/2013	8/27/2013	50	(341,831.98)	10		CAD	(341,831.98)	CAD	(325,616.29)	USD	3746	Propco - Retainage Transfer from 2001 to 2006
2032200 100000297 SA	7	8/27/2013	8/27/2013	8/27/2013	50	(339,637.16)	10		CAD	(339,637.16)	CAD	(323,525.59)	USD	3747	Propco - Retainage Transfer from 2001 to 2006
2032200 100000297 SA	7	8/27/2013	8/27/2013	8/27/2013	50	(480,400.83)	10		CAD	(480,400.83)	CAD	(457,611.76)	USD	3755	Propco - Retainage Transfer from 2001 to 2006
2032200 100000297 SA	7	8/27/2013	8/27/2013	8/27/2013	50	(394,978.71)	10		CAD	(394,978.71)	CAD	(376,241.87)	USD	3757	Propco - Retainage Transfer from 2001 to 2006
2032200 100000297 SA	7	8/27/2013	8/27/2013	8/27/2013	50	(415,261.75)	10		CAD	(415,261.75)	CAD	(395,562.73)	USD	3765	Propco - Retainage Transfer from 2001 to 2006
2032200 100000297 SA	7	8/27/2013	8/27/2013	8/27/2013	50	(732,206.16)	10		CAD	(732,206.16)	CAD	(697,472.05)	USD	7000	Propco - Retainage Transfer from 2001 to 2006
2032200 100000297 SA	7	8/27/2013	8/27/2013	8/27/2013	50	(46,463.71)	10		CAD	(46,463.71)	CAD	(44,259.58)	USD	3694	Propco - Retainage Transfer from 2001 to 2006
2032200 100000297 SA	7	8/27/2013	8/27/2013	8/27/2013	50	(357,977.25)	10		CAD	(357,977.25)	CAD	(340,995.67)	USD	3704	Propco - Retainage Transfer from 2001 to 2006
2032200 100000297 SA	7	8/27/2013	8/27/2013	8/27/2013	50	(382,258.74)	10		CAD	(382,258.74)	CAD	(364,125.30)	USD	3764	Propco - Retainage Transfer from 2001 to 2006
2032200 100000297 SA	7	8/27/2013	8/27/2013	8/27/2013	50	(114,627.78)	10		CAD	(114,627.78)	CAD	(109,190.11)	USD	3666	Propco - Retainage Transfer from 2001 to 2006
2032200 100000297 SA	7	8/27/2013	8/27/2013	8/27/2013	50	(517,199.54)	10		CAD	(517,199.54)	CAD	(492,664.83)	USD	3702	Propco - Retainage Transfer from 2001 to 2006
2032200 100000297 SA	7	8/27/2013	8/27/2013	8/27/2013	50	(405,266.06)	10		CAD	(405,266.06)	CAD	(386,004.12)	USD	3731	Propco - Retainage Transfer from 2001 to 2006
2032200 100000297 SA	7	8/27/2013	8/27/2013	8/27/2013	50	(944,675.46)	10		CAD	(944,675.46)	CAD	(899,862.32)	USD	3772	Propco - Retainage Transfer from 2001 to 2006
1093110 100000300 SA	7	8/29/2013	7/15/2013	7/15/2013	40	6,000.679.19	10		CAD	6,000.679.19	CAD	5,774.325.64	USD	9730	PROPCCO - August Month End Tmsf from 2001
1093110 100000300 SA	7	8/29/2013	7/15/2013	7/15/2013	40	2,499,895.69	10		CAD	2,499,895.69	CAD	2,405,596.31	USD	9730	PROPCCO - August Month End Tmsf from 2001
2032200 100000300 SA	7	8/29/2013	7/15/2013	7/15/2013	50	(83,616.75)	10		CAD	(83,616.75)	CAD	(80,462.62)	USD	3648	PROPCCO - August Month End Tmsf from 2001
2032200 100000300 SA	7	8/29/2013	7/15/2013	7/15/2013	50	(41,743.69)	10		CAD	(41,743.69)	CAD	(40,169.06)	USD	3739	PROPCCO - August Month End Tmsf from 2001
2032200 100000300 SA	7	8/29/2013	7/15/2013	7/15/2013	50	(145,226.88)	10		CAD	(145,226.88)	CAD	(139,748.73)	USD	3623	PROPCCO - August Month End Tmsf from 2001
2032200 100000300 SA	7	8/29/2013	7/15/2013	7/15/2013	50	(34,564.68)	10		CAD	(34,564.68)	CAD	(33,260.85)	USD	3670	PROPCCO - August Month End Tmsf from 2001
2032200 100000300 SA	7	8/29/2013	7/15/2013	7/15/2013	50	(304,147.00)	10		CAD	(304,147.00)	CAD	(292,674.17)	USD	3637	PROPCCO - August Month End Tmsf from 2001
2032200 100000300 SA	7	8/29/2013	7/15/2013	7/15/2013	50	(213,926.23)	10		CAD	(213,926.23)	CAD	(205,856.65)	USD	3696	PROPCCO - August Month End Tmsf from 2001
2032200 100000300 SA	7	8/29/2013	7/15/2013	7/15/2013	50	(59,720.77)	10		CAD	(59,720.77)	CAD	(57,468.02)	USD	3547	PROPCCO - August Month End Tmsf from 2001
2032200 100000300 SA	7	8/29/2013	7/15/2013												

Account Number	Document Type	Posting period	Posting Date	Document Date	Posting Key	Amount in doc. curr.	Cash Ref	Rollforward Ref	Document currency	Amount in local currency	Local Currency	Amount in loc. curr. 2	Local currency 2	Profit Center	Text
2032200	100000300	7	8/29/2013	7/15/2013	50	(113,152.93)	10		CAD	(113,152.93)	CAD	(108,884.65)	USD	3592	PROPCO - August Month End Trnsf from 2001
2032200	100000300	7	8/29/2013	7/15/2013	50	(218,662.31)	10		CAD	(218,662.31)	CAD	(210,414.08)	USD	3562	PROPCO - August Month End Trnsf from 2001
2032200	100000300	7	8/29/2013	7/15/2013	50	(189,685.56)	10		CAD	(189,685.56)	CAD	(182,530.37)	USD	3610	PROPCO - August Month End Trnsf from 2001
2032200	100000300	7	8/29/2013	7/15/2013	50	(222,703.80)	10		CAD	(222,703.80)	CAD	(214,303.12)	USD	3647	PROPCO - August Month End Trnsf from 2001
2032200	100000300	7	8/29/2013	7/15/2013	50	(206,826.40)	10		CAD	(206,826.40)	CAD	(199,024.63)	USD	3709	PROPCO - August Month End Trnsf from 2001
2032200	100000300	7	8/29/2013	7/15/2013	50	(45,779.13)	10		CAD	(45,779.13)	CAD	(44,052.28)	USD	3507	PROPCO - August Month End Trnsf from 2001
2032200	100000300	7	8/29/2013	7/15/2013	50	(155,921.89)	10		CAD	(155,921.89)	CAD	(150,040.31)	USD	3511	PROPCO - August Month End Trnsf from 2001
2032200	100000300	7	8/29/2013	7/15/2013	50	(67,637.18)	10		CAD	(67,637.18)	CAD	(65,085.82)	USD	3522	PROPCO - August Month End Trnsf from 2001
2032200	100000300	7	8/29/2013	7/15/2013	50	(50,957.46)	10		CAD	(50,957.46)	CAD	(49,035.28)	USD	3614	PROPCO - August Month End Trnsf from 2001
2032200	100000300	7	8/29/2013	7/15/2013	50	980,809.65	10		CAD	980,809.65	CAD	943,812.21	USD	3690	PROPCO - August Month End Trnsf from 2001
2032200	100000300	7	8/29/2013	7/15/2013	50	127,742.89	10		CAD	127,742.89	CAD	122,924.26	USD	3690	PROPCO - August Month End Trnsf from 2001
2032200	100000300	7	8/29/2013	7/15/2013	50	(99,975.96)	10		CAD	(99,975.96)	CAD	(96,204.73)	USD	3575	PROPCO - August Month End Trnsf from 2001
2032200	100000300	7	8/29/2013	7/15/2013	50	(428,668.22)	10		CAD	(428,668.22)	CAD	(412,517.53)	USD	3586	PROPCO - August Month End Trnsf from 2001
2032200	100000300	7	8/29/2013	7/15/2013	50	(227,714.25)	10		CAD	(227,714.25)	CAD	(219,124.57)	USD	3590	PROPCO - August Month End Trnsf from 2001
2032200	100000300	7	8/29/2013	7/15/2013	50	738,379.10	10		CAD	738,379.10	CAD	710,526.46	USD	3591	PROPCO - August Month End Trnsf from 2001
2032200	100000300	7	8/29/2013	7/15/2013	50	(243,912.79)	10		CAD	(243,912.79)	CAD	(234,712.08)	USD	3617	PROPCO - August Month End Trnsf from 2001
2032200	100000300	7	8/29/2013	7/15/2013	50	(150,200.53)	10		CAD	(150,200.53)	CAD	(144,534.77)	USD	3628	PROPCO - August Month End Trnsf from 2001
2032200	100000300	7	8/29/2013	7/15/2013	50	(22,948.07)	10		CAD	(22,948.07)	CAD	(22,082.44)	USD	3630	PROPCO - August Month End Trnsf from 2001
2032200	100000300	7	8/29/2013	7/15/2013	50	(18,004.40)	10		CAD	(18,004.40)	CAD	(17,325.25)	USD	3642	PROPCO - August Month End Trnsf from 2001
2032200	100000300	7	8/29/2013	7/15/2013	50	(72,959.68)	10		CAD	(72,959.68)	CAD	(70,207.54)	USD	3652	PROPCO - August Month End Trnsf from 2001
2032200	100000300	7	8/29/2013	7/15/2013	50	(55,266.27)	10		CAD	(55,266.27)	CAD	(53,181.55)	USD	3657	PROPCO - August Month End Trnsf from 2001
2032200	100000300	7	8/29/2013	7/15/2013	50	(248,437.12)	10		CAD	(248,437.12)	CAD	(239,085.74)	USD	3663	PROPCO - August Month End Trnsf from 2001
2032200	100000300	7	8/29/2013	7/15/2013	50	(158,964.71)	10		CAD	(158,964.71)	CAD	(152,987.60)	USD	3672	PROPCO - August Month End Trnsf from 2001
2032200	100000300	7	8/29/2013	7/15/2013	50	(163,851.37)	10		CAD	(163,851.37)	CAD	(157,670.68)	USD	3699	PROPCO - August Month End Trnsf from 2001
2032200	100000300	7	8/29/2013	7/15/2013	50	(154,807.90)	10		CAD	(154,807.90)	CAD	(148,968.34)	USD	3705	PROPCO - August Month End Trnsf from 2001
2032200	100000300	7	8/29/2013	7/15/2013	50	(233,050.19)	10		CAD	(233,050.19)	CAD	(224,259.23)	USD	3713	PROPCO - August Month End Trnsf from 2001
2032200	100000300	7	8/29/2013	7/15/2013	50	(416,705.15)	10		CAD	(416,705.15)	CAD	(400,986.48)	USD	3725	PROPCO - August Month End Trnsf from 2001
2032200	100000300	7	8/29/2013	7/15/2013	50	(465,411.34)	10		CAD	(465,411.34)	CAD	(438,232.62)	USD	3730	PROPCO - August Month End Trnsf from 2001
2032200	100000300	7	8/29/2013	7/15/2013	50	(195,357.49)	10		CAD	(195,357.49)	CAD	(187,988.35)	USD	3732	PROPCO - August Month End Trnsf from 2001
2032200	100000300	7	8/29/2013	7/15/2013	50	(138,251.35)	10		CAD	(138,251.35)	CAD	(133,036.33)	USD	3743	PROPCO - August Month End Trnsf from 2001
2032200	100000300	7	8/29/2013	7/15/2013	50	(236,486.04)	10		CAD	(236,486.04)	CAD	(227,565.47)	USD	3746	PROPCO - August Month End Trnsf from 2001
2032200	100000300	7	8/29/2013	7/15/2013	50	(61,968.70)	10		CAD	(61,968.70)	CAD	(59,631.16)	USD	3747	PROPCO - August Month End Trnsf from 2001
2032200	100000300	7	8/29/2013	7/15/2013	50	(103,766.57)	10		CAD	(103,766.57)	CAD	(99,832.36)	USD	3755	PROPCO - August Month End Trnsf from 2001
2032200	100000300	7	8/29/2013	7/15/2013	50	(185,246.46)	10		CAD	(185,246.46)	CAD	(178,257.76)	USD	3757	PROPCO - August Month End Trnsf from 2001
2032200	100000300	7	8/29/2013	7/15/2013	50	(120,725.38)	10		CAD	(120,725.38)	CAD	(116,171.46)	USD	3765	PROPCO - August Month End Trnsf from 2001
2032200	100000300	7	8/29/2013	7/15/2013	50	(161,052.57)	10		CAD	(161,052.57)	CAD	(154,977.45)	USD	7000	PROPCO - August Month End Trnsf from 2001
2032200	100000300	7	8/29/2013	7/15/2013	50	(140,325.62)	10		CAD	(140,325.62)	CAD	(135,032.35)	USD	3764	PROPCO - August Month End Trnsf from 2001
2032200	100000300	7	8/29/2013	7/15/2013	50	(132,647.85)	10		CAD	(132,647.85)	CAD	(127,644.20)	USD	3666	PROPCO - August Month End Trnsf from 2001
2032200	100000300	7	8/29/2013	7/15/2013	50	(116,950.63)	10		CAD	(116,950.63)	CAD	(112,539.10)	USD	3702	PROPCO - August Month End Trnsf from 2001
2032200	100000300	7	8/29/2013	7/15/2013	50	(178,647.12)	10		CAD	(178,647.12)	CAD	(171,908.31)	USD	3731	PROPCO - August Month End Trnsf from 2001
1092910	100000549	ZI	8/30/2013	8/30/2013	40	115,427,771.07	3	e	CAD	115,427,771.07	CAD	111,512,142.01	USD	H297	FINRPTG/CAD PURCHASE
1093110	100000549	ZI	8/30/2013	8/30/2013	40	11,200,097.45	3		CAD	11,200,097.45	CAD	10,820,159.19	USD	H297	FINRPTG/CAD PURCHASE
1093110	100000549	ZI	8/30/2013	8/30/2013	40	2,289,110.78	3		CAD	2,289,110.78	CAD	2,211,457.81	USD	H297	FINRPTG/CAD PURCHASE
1092910	100000302	ZI	8/30/2013	8/15/2013	40	36,810,549.76	10	g	CAD	36,810,549.76	CAD	35,064,345.36	USD	9730	PROPCO - Transfer of Retainage from 2001 to 2006
2032200	100000385	ZI	8/5/2013	9/5/2013	40	675,607.36	11		CAD	675,607.36	CAD	643,781.13	USD	3630	Propco - Retainage Transfer Adjustment
2032200	100000385	ZI	8/5/2013	9/5/2013	40	134,562.61	11		CAD	134,562.61	CAD	128,179.28	USD	3636	Propco - Retainage Transfer Adjustment
2032200	100000385	ZI	8/5/2013	9/5/2013	40	821,502.85	11		CAD	821,502.85	CAD	781,250.19	USD	3639	Propco - Retainage Transfer Adjustment
2032200	100000385	ZI	8/5/2013	9/5/2013	40	891,126.04	11		CAD	891,126.04	CAD	851,569.60	USD	3671	Propco - Retainage Transfer Adjustment
2032200	100000385	ZI	8/5/2013	9/5/2013	40	803,426.57	11		CAD	803,426.57	CAD	768,372.12	USD	3728	Propco - Retainage Transfer Adjustment
2032200	100000385	ZI	8/5/2013	9/5/2013	40	716,161.34	11		CAD	716,161.34	CAD	685,165.20	USD	3754	Propco - Retainage Transfer Adjustment
2032200	100000385	ZI	8/5/2013	9/5/2013	40	480,198.79	11		CAD	480,198.79	CAD	462,022.28	USD	3662	Propco - Retainage Transfer Adjustment
1092910	100000385	ZI	8/5/2013	8/15/2013	50	(4,522,565.56)	11		CAD	(4,522,565.56)	CAD	(4,326,339.80)	USD	9730	Propco - Retainage Transfer Adjustment
1093110	100000382	ZI	8/15/2013	8/15/2013	40	109,051.47	11		CAD	109,051.47	CAD	105,475.84	USD	3610	PROPCO-PRPACT-OV-25479201-BROCCOLINI CONSTR
1093110	100000382	ZI	8/15/2013	8/15/2013	40	36,939.20	11		CAD	36,939.20	CAD	35,728.02	USD	3657	PROPCO-PRPACT-OV-25479203-RELIANCE CONSTR
1093110	100000382	ZI	8/15/2013	8/15/2013	40	18,375.30	11		CAD	18,375.30	CAD	17,772.80	USD	3660	PROPCO-PRPACT-OV-25479128-ELLIUSANCE CORP
1093110	100000382	ZI	8/15/2013	8/15/2013	40	28,510.10	11		CAD	28,510.10	CAD	27,575.30	USD	3694	PROPCO-PRPACT-OV-25479202-P C L CONSTRUCTORS
1093110	100000382	ZI	8/15/2013	8/15/2013	40	10,271.59	11		CAD	10,271.59	CAD	9,931.92	USD	3695	PROPCO-PRPACT-OV-25479186-POMERLEAU
1093110	100000381	ZI	8/15/2013	7/15/2013	40	12,674.85	11		CAD	12,674.85	CAD	12,196.74	USD	3754	PROPCO-PRPACT-OV-25479125-LEDGOR CONSTR
1093110	100000381	ZI	8/15/2013	7/15/2013	40	48,493.91	11		CAD	48,493.91	CAD	46,664.66	USD	3760	PROPCO-PRPACT-OV-25479147-POMERLEAU
1093110	100000382	ZI	8/15/2013	8/15/2013	40	21,671.39	11		CAD	21,671.39	CAD	20,960.82	USD	3769	PROPCO-PRPACT-OV-25479147-POMERLEAU
1093110	100000382	ZI	8/15/2013	8/15/2013	40	10,571.27	11		CAD	10,571.27	CAD	10,224.65	USD	3769	PROPCO-PRPACT-OV-25479129-POMERLEAU
1093110	100000382	ZI	8/15/2013	8/15/2013	40	217,558.13	11		CAD	217,558.13	CAD	210,424.73	USD	3610	PROPCO-PRPACT-OV-25479201-BROCCOLINI CONSTR
1093110	100000380	ZI	8/15/2013	8/15/2013	40	73,693.65	11		CAD	73,693.65	CAD	71,277.35	USD	3657	PROPCO-PRPACT-OV-25479186-POMERLEAU

Account Number	Document Type	Posting Period	Posting Date	Document Date	Posting Key	Amount in doc. curr.	Cash Ref	Rollforward Ref	Document Currency	Amount in local currency	Local Currency	Amount in loc.curr.2	Local currency 2	Profit Center	Text
1092910 100000380	ZI	8	9/6/2013	8/14/2013	40	309,590.87	11		i CAD	309,590.87 CAD	CAD	299,353.00 USD	USD	9730	PROCO-PRPACT-9/6/13 Payment
1092910 100000381	ZI	8	9/6/2013	7/15/2013	40	675,269.71	11		i CAD	675,269.71 CAD	CAD	649,788.02 USD	USD	9730	PROCO-PRPACT-9/6/13 Payment
1092910 100000382	ZI	8	9/6/2013	8/15/2013	40	5,205,699.50	11		i CAD	5,205,699.50 CAD	CAD	5,035,012.57 USD	USD	9730	PROCO-PRPACT-9/6/13 Payment
1093100 100000384	ZI	8	9/9/2013	8/15/2013	40	342,713.36	11		CAD	342,713.36 CAD	CAD	234,755.16 USD	USD	3695	PROCO-PRPACT-OV-25479235-BROCCOLINI CONST
1093100 100000384	ZI	8	9/9/2013	8/15/2013	40	242,466.34	11		CAD	242,466.34 CAD	CAD	31,401.82 USD	USD	3695	PROCO-PRPACT-OV-25479273-POMERLEAU
1093100 100000384	ZI	8	9/9/2013	8/15/2013	40	144,595.95	11		CAD	144,595.95 CAD	CAD	139,854.87 USD	USD	3697	PROCO-PRPACT-OV-25479275-POMERLEAU
1093100 100000384	ZI	8	9/9/2013	8/15/2013	40	167,016.34	11		CAD	167,016.34 CAD	CAD	116,540.13 USD	USD	3702	PROCO-PRPACT-OV-25479239-POMERLEAU
1093100 100000384	ZI	8	9/9/2013	8/15/2013	40	107,801.30	11		CAD	107,801.30 CAD	CAD	104,266.66 USD	USD	3731	PROCO-PRPACT-OV-25479180-POMERLEAU
1093100 100000384	ZI	8	9/9/2013	8/15/2013	40	120,573.78	11		CAD	120,573.78 CAD	CAD	116,620.35 USD	USD	3764	PROCO-PRPACT-OV-25479237-ELLISDON CORP
1093110 100000384	ZI	8	9/9/2013	8/15/2013	40	40,979.71	11		CAD	40,979.71 CAD	CAD	39,636.05 USD	USD	3595	PROCO-PRPACT-OV-25479235-BROCCOLINI CONST
1093110 100000384	ZI	8	9/9/2013	8/15/2013	40	64,770.32	11		CAD	64,770.32 CAD	CAD	62,646.60 USD	USD	3613	PROCO-PRPACT-OV-25479273-POMERLEAU
1093110 100000384	ZI	8	9/9/2013	8/15/2013	40	333,197.59	11		CAD	333,197.59 CAD	CAD	322,272.55 USD	USD	3702	PROCO-PRPACT-OV-25479239-POMERLEAU
2032200 100000384	ZI	8	9/9/2013	8/15/2013	50	(217,813.90)	11		CAD	(217,813.90) CAD	CAD	(210,672.12) USD	USD	3595	PROCO-PRPACT-OV-25479235-BROCCOLINI CONST
2032200 100000384	ZI	8	9/9/2013	8/15/2013	50	(66,416.31)	11		CAD	(66,416.31) CAD	CAD	(65,382.85) USD	USD	3613	PROCO-PRPACT-OV-25479273-POMERLEAU
2032200 100000384	ZI	8	9/9/2013	8/15/2013	50	(54,952.63)	11		CAD	(54,952.63) CAD	CAD	(53,150.82) USD	USD	3697	PROCO-PRPACT-OV-25479275-POMERLEAU
2032200 100000384	ZI	8	9/9/2013	8/15/2013	50	(118,597.35)	11		CAD	(118,597.35) CAD	CAD	(114,708.72) USD	USD	3764	PROCO-PRPACT-OV-25479237-ELLISDON CORP
2032200 100000384	ZI	8	9/9/2013	8/15/2013	50	(184,812.33)	11		CAD	(184,812.33) CAD	CAD	(178,752.62) USD	USD	3702	PROCO-PRPACT-OV-25479239-POMERLEAU
2032200 100000384	ZI	8	9/9/2013	8/15/2013	50	(178,647.12)	11		CAD	(178,647.12) CAD	CAD	(172,789.55) USD	USD	3731	PROCO-PRPACT-OV-25479280-POMERLEAU
2032200 100000384	ZI	8	9/9/2013	8/15/2013	40	162,229.54	11		CAD	162,229.54 CAD	CAD	156,910.28 USD	USD	9730	PROCO-PRPACT-OV-25479180-POMERLEAU
1092910 100000384	ZI	8	9/9/2013	8/15/2013	40	6,368,803.41	11		i CAD	6,368,803.41 CAD	CAD	6,159,980.09 USD	USD	9730	PROCO-PRPACT-9/9/13 Payment
1093100 100000386	ZI	8	9/11/2013	8/15/2013	40	28,899.65	11		CAD	28,899.65 CAD	CAD	27,952.07 USD	USD	3511	PROCO-PRPACT-OV-25479279-AECON BUILDINGS
1093100 100000386	ZI	8	9/11/2013	8/15/2013	40	242,713.36	11		CAD	242,713.36 CAD	CAD	234,755.16 USD	USD	3595	PROCO-PRPACT-OV-25479285-BROCCOLINI CONST
1093100 100000386	ZI	8	9/11/2013	8/15/2013	40	204,000.02	11		CAD	204,000.02 CAD	CAD	197,311.17 USD	USD	3695	PROCO-PRPACT-OV-25479271-AECON BUILDINGS
1093100 100000386	ZI	8	9/11/2013	8/15/2013	40	24,786.79	11		CAD	24,786.79 CAD	CAD	23,974.07 USD	USD	3652	PROCO-PRPACT-OV-25479291-POMERLEAU
1093100 100000386	ZI	8	9/11/2013	8/15/2013	40	34,574.39	11		CAD	34,574.39 CAD	CAD	33,440.75 USD	USD	3718	PROCO-PRPACT-OV-25479274-DVCO LIMITED
1093100 100000386	ZI	8	9/11/2013	8/15/2013	40	236,685.38	11		CAD	236,685.38 CAD	CAD	228,924.83 USD	USD	3730	PROCO-PRPACT-OV-25479277-BIRD CONSTRUCTION
1093100 100000386	ZI	8	9/11/2013	8/15/2013	40	81,639.93	11		CAD	81,639.93 CAD	CAD	78,866.36 USD	USD	3730	PROCO-PRPACT-OV-25479339-POMERLEAU
1093100 100000386	ZI	8	9/11/2013	8/15/2013	40	33,499.69	11		CAD	33,499.69 CAD	CAD	32,401.29 USD	USD	3763	PROCO-PRPACT-OV-25479270-BIRD CONSTRUCTION
1093100 100000386	ZI	8	9/11/2013	8/15/2013	40	81,874.56	11		CAD	81,874.56 CAD	CAD	79,190.02 USD	USD	3773	PROCO-PRPACT-OV-25479269-P C L CONSTRUCTORS
1093110 100000386	ZI	8	9/11/2013	8/15/2013	40	40,979.71	11		CAD	40,979.71 CAD	CAD	39,636.05 USD	USD	3595	PROCO-PRPACT-OV-25479285-BROCCOLINI CONST
1093110 100000386	ZI	8	9/11/2013	8/15/2013	40	68,975.90	11		CAD	68,975.90 CAD	CAD	66,714.29 USD	USD	3718	PROCO-PRPACT-OV-25479274-DVCO LIMITED
2032200 100000386	ZI	8	9/11/2013	8/15/2013	50	(217,813.90)	11		CAD	(217,813.90) CAD	CAD	(210,672.12) USD	USD	3595	PROCO-PRPACT-OV-25479285-BROCCOLINI CONST
2032200 100000386	ZI	8	9/11/2013	8/15/2013	50	(156,627.04)	11		CAD	(156,627.04) CAD	CAD	(151,491.48) USD	USD	3634	PROCO-PRPACT-OV-25479271-AECON BUILDINGS
2032200 100000386	ZI	8	9/11/2013	8/15/2013	50	(79,503.89)	11		CAD	(79,503.89) CAD	CAD	(78,687.08) USD	USD	3718	PROCO-PRPACT-OV-25479274-DVCO LIMITED
2032200 100000386	ZI	8	9/11/2013	8/15/2013	50	(25,118.49)	11		CAD	(25,118.49) CAD	CAD	(24,294.89) USD	USD	3511	PROCO-PRPACT-OV-25479279-AECON BUILDINGS
2032200 100000386	ZI	8	9/11/2013	8/15/2013	50	(202,295.19)	11		CAD	(202,295.19) CAD	CAD	(195,662.24) USD	USD	3730	PROCO-PRPACT-OV-25479277-BIRD CONSTRUCTION
1092910 100000386	ZI	8	9/11/2013	8/15/2013	40	101,103.13	11		CAD	101,103.13 CAD	CAD	97,888.11 USD	USD	9730	PROCO-PRPACT-OV-25479339-POMERLEAU
1092910 100000386	ZI	8	9/15/2013	8/15/2013	40	7,329,322.72	11		i CAD	7,329,322.72 CAD	CAD	7,089,005.44 USD	USD	9730	PROCO-PRPACT-9/11/13 Payment
1093110 100000411	ZI	8	9/15/2013	9/15/2013	40	3,076,177.27	11		CAD	3,076,177.27 CAD	CAD	2,972,151.95 USD	USD	C205	PMGACT/Prop. Co. GST Paid
1093110 100000411	ZI	8	9/15/2013	9/15/2013	40	147,702.19	11		CAD	147,702.19 CAD	CAD	142,702.43 USD	USD	C205	PMGACT/Prop. Co. GST Paid
1093100 100000388	ZI	8	9/16/2013	8/15/2013	40	91,894.18	11		CAD	91,894.18 CAD	CAD	88,881.11 USD	USD	3512	PROCO-PRPACT-OV-25479482-LEDCOR CONST
1093100 100000388	ZI	8	9/16/2013	8/15/2013	40	49,611.25	11		CAD	49,611.25 CAD	CAD	47,984.57 USD	USD	C205	PROCO-PRPACT-OV-25479456-ELLISDON CORP
1093100 100000388	ZI	8	9/16/2013	8/15/2013	40	5,087.51	11		CAD	5,087.51 CAD	CAD	4,920.70 USD	USD	3648	PROCO-PRPACT-OV-25479488-P C L CONSTRUCTORS
1093100 100000388	ZI	8	9/16/2013	8/15/2013	40	10,783.52	11		CAD	10,783.52 CAD	CAD	10,429.94 USD	USD	3652	PROCO-PRPACT-OV-25479480-POMERLEAU
1093100 100000388	ZI	8	9/16/2013	8/15/2013	40	33,546.75	11		CAD	33,546.75 CAD	CAD	32,446.80 USD	USD	3710	PROCO-PRPACT-OV-25479454-CHANDOS CONST
1093100 100000388	ZI	8	9/16/2013	8/15/2013	40	129,171.97	11		CAD	129,171.97 CAD	CAD	124,936.62 USD	USD	3746	PROCO-PRPACT-OV-25479477-ELLISDON CORP
2032200 100000388	ZI	8	9/16/2013	8/15/2013	50	(11,305.60)	11		CAD	(11,305.60) CAD	CAD	(10,934.91) USD	USD	3648	PROCO-PRPACT-OV-25479485-P C L CONSTRUCTORS
2032200 100000388	ZI	8	9/16/2013	8/15/2013	50	(86,060.26)	11		CAD	(86,060.26) CAD	CAD	(83,238.48) USD	USD	3575	PROCO-PRPACT-OV-25479456-ELLISDON CORP
1092910 100000388	ZI	8	9/16/2013	8/15/2013	40	(130,396.00)	11		i CAD	(130,396.00) CAD	CAD	(126,120.51) USD	USD	3746	PROCO-PRPACT-OV-25479477-ELLISDON CORP
1092910 100000388	ZI	8	9/16/2013	8/15/2013	40	3,070,657.85	11		i CAD	3,070,657.85 CAD	CAD	2,969,975.67 USD	USD	9730	PROCO-PRPACT-9/16 Payment
2032200 100000388	ZI	8	9/18/2013	8/15/2013	50	(18,404.49)	11		CAD	(18,404.49) CAD	CAD	(17,801.03) USD	USD	3764	PROCO-PRPACT-OV-25479545-ELLISDON CORP
1092910 100000389	ZI	8	9/20/2013	8/15/2013	40	162,871.65	11		i CAD	162,871.65 CAD	CAD	157,531.34 USD	USD	9730	PROCO-PRPACT-9/18 Payment
1092910 100000389	ZI	8	9/20/2013	8/15/2013	40	49,981.84	11		CAD	49,981.84 CAD	CAD	48,343.01 USD	USD	3516	PROCO-PRPACT-OV-25479624-DVCO LIMITED
1093100 100000393	ZI	8	9/20/2013	8/15/2013	40	36,584.62	11		CAD	36,584.62 CAD	CAD	35,385.72 USD	USD	3522	PROCO-PRPACT-OV-25479626-AECON BUILDINGS
1093100 100000393	ZI	8	9/20/2013	8/15/2013	40	56,793.00	11		CAD	56,793.00 CAD	CAD	54,930.84 USD	USD	3524	PROCO-PRPACT-OV-25479457-BIRD CONST
1093100 100000393	ZI	8	9/20/2013	8/15/2013	40	191,684.07	11		CAD	191,684.07 CAD	CAD	185,399.04 USD	USD	3552	PROCO-PRPACT-OV-25479618-P C L CONSTRUCTORS
1093100 100000393	ZI	8	9/20/2013	8/15/2013	40	18,599.92	11		CAD	18,599.92 CAD	CAD	17,990.06 USD	USD	3577	PROCO-PRPACT-OV-25479678-CHANDOS CONST
1093100 100000393	ZI	8	9/20/2013	8/15/2013	40	39,440.37	11		CAD	39,440.37 CAD	CAD	38,147.18 USD	USD	3591	PROCO-PRPACT-OV-25479575-ELLISDON CORP
1093100 100000393	ZI	8	9/20/2013	8/15/2013	40	20,009.08	11		CAD	20,009.08 CAD	CAD	19,353.01 USD	USD	3592	PROCO-PRPACT-OV-25479614-DVCO LIMITED
1093100 100000393	ZI	8	9/20/2013	8/15/2013	40	6,194.07	11		CAD	6,194.07 CAD	CAD	5,990.98 USD	USD	3623	PROCO-PRPACT-OV-25479561-P C L CONSTRUCTORS
1093100 100000393	ZI	8	9/20/2013	8/15/2013	40	30,06									

Account Number	Document Type	Posting Date	Posting period	Document Date	Posting Key	Amount in doc. curr.	Cash Ref	Rollforward Ref	Document currency	Amount in local currency	Local Currency	Amount in loc. curr. 2	Local currency 2	Profit Center	Text
1093100100000393	ZI	8/20/2013	8	8/15/2013	40	19,149.79	11		CAD	19,149.79	CAD	18,521.90	USD	3765	PROCCO-PRPACT-OV-25479645-BROCCOLINI CONST
1093100100000393	ZI	8/20/2013	8	8/15/2013	40	25,724.61	11		CAD	25,724.61	CAD	24,881.14	USD	3766	PROCCO-PRPACT-OV-25479611-CHANDOS CONST
1093100100000393	ZI	8/20/2013	8	8/15/2013	40	97,677.42	11		CAD	97,677.42	CAD	94,474.73	USD	3516	PROCCO-PRPACT-OV-25479624-DIVCO LIMITED
1093100100000393	ZI	8/20/2013	8	8/15/2013	40	39,918.01	11		CAD	39,918.01	CAD	38,609.16	USD	3592	PROCCO-PRPACT-OV-25479576-P C L CONSTRUCTORS
1093100100000393	ZI	8/20/2013	8	8/15/2013	40	155,085.49	11		CAD	155,085.49	CAD	150,000.47	USD	3623	PROCCO-PRPACT-OV-25479609-BROCCOLINI CONST
1093100100000393	ZI	8/20/2013	8	8/15/2013	40	102,255.32	11		CAD	102,255.32	CAD	98,902.52	USD	3647	PROCCO-PRPACT-OV-25479623-POMERLEAU
1093100100000393	ZI	8/20/2013	8	8/15/2013	40	115,421.39	11		CAD	115,421.39	CAD	111,636.90	USD	3686	PROCCO-PRPACT-OV-25479603-BROCCOLINI CONST
1093100100000393	ZI	8/20/2013	8	8/15/2013	40	47,171.23	11		CAD	47,171.23	CAD	45,624.56	USD	3704	PROCCO-PRPACT-OV-25479645-BROCCOLINI CONST
1093100100000393	ZI	8/20/2013	8	8/15/2013	40	50,230.38	11		CAD	50,230.38	CAD	48,583.40	USD	3743	PROCCO-PRPACT-OV-25479645-RELIANCE CONST
1093100100000393	ZI	8/20/2013	8	8/15/2013	50	38,203.82	11		CAD	38,203.82	CAD	36,951.18	USD	3765	PROCCO-PRPACT-OV-25479645-RELIANCE CONST
1093100100000393	ZI	8/20/2013	8	8/15/2013	50	60,182.66	11		CAD	60,182.66	CAD	(77,553.59)	USD	3739	PROCCO-PRPACT-OV-25479621-ELLISDON CORP
1093100100000393	ZI	8/20/2013	8	8/15/2013	50	134,805.07	11		CAD	134,805.07	CAD	(130,385.02)	USD	3623	PROCCO-PRPACT-OV-25479576-P C L CONSTRUCTORS
1093100100000393	ZI	8/20/2013	8	8/15/2013	50	15,384.09	11		CAD	(5,384.09)	CAD	(5,207.55)	USD	3623	PROCCO-PRPACT-OV-25479576-P C L CONSTRUCTORS
1093100100000393	ZI	8/20/2013	8	8/15/2013	50	46,384.09	11		CAD	(46,384.09)	CAD	(38,863.50)	USD	3623	PROCCO-PRPACT-OV-25479576-P C L CONSTRUCTORS
1093100100000393	ZI	8/20/2013	8	8/15/2013	50	113,369.88	11		CAD	(113,369.88)	CAD	(128,676.20)	USD	3516	PROCCO-PRPACT-OV-25479624-DIVCO LIMITED
1093100100000393	ZI	8/20/2013	8	8/15/2013	50	133,038.32	11		CAD	(133,038.32)	CAD	(128,676.20)	USD	3696	PROCCO-PRPACT-OV-25479623-POMERLEAU
1093100100000393	ZI	8/20/2013	8	8/15/2013	50	46,010.88	11		CAD	(46,010.88)	CAD	(44,502.25)	USD	3592	PROCCO-PRPACT-OV-25479614-DIVCO LIMITED
1093100100000393	ZI	8/20/2013	8	8/15/2013	50	168,035.36	11		CAD	(168,035.36)	CAD	(162,525.74)	USD	3552	PROCCO-PRPACT-OV-25479618-P C L CONSTRUCTORS
1093100100000393	ZI	8/20/2013	8	8/15/2013	50	78,510.10	11		CAD	(78,510.10)	CAD	(75,935.87)	USD	3647	PROCCO-PRPACT-OV-25479626-AECON BUILDINGS
1093100100000393	ZI	8/20/2013	8	8/15/2013	50	31,995.67	11		CAD	(31,995.67)	CAD	(30,946.58)	USD	3522	PROCCO-PRPACT-OV-25479575-ELLISDON CORP
1093100100000393	ZI	8/20/2013	8	8/15/2013	50	17,180.00	11		CAD	(17,180.00)	CAD	(16,944.58)	USD	3591	PROCCO-PRPACT-OV-25479601-POMERLEAU
1093100100000393	ZI	8/20/2013	8	8/15/2013	50	372,954.82	11		CAD	372,954.82	CAD	360,726.20	USD	3697	PROCCO-PRPACT-OV-25479649-RELIANCE CONST
1093100100000393	ZI	8/20/2013	8	8/15/2013	50	57,697.12	11		CAD	(57,697.12)	CAD	(55,988.76)	USD	3743	PROCCO-PRPACT-OV-25479616-BIRD CONST
1093100100000393	ZI	8/20/2013	8	8/15/2013	50	67,736.13	11		CAD	(67,736.13)	CAD	(65,515.17)	USD	3747	PROCCO-PRPACT-OV-25479645-BROCCOLINI CONST
1093100100000393	ZI	8/20/2013	8	8/15/2013	50	44,034.96	11		CAD	(44,034.96)	CAD	(42,591.12)	USD	3765	PROCCO-PRPACT-OV-25479645-BROCCOLINI CONST
1093100100000393	ZI	8/20/2013	8	8/15/2013	50	54,371.07	11		CAD	(54,371.07)	CAD	(52,588.33)	USD	3704	PROCCO-PRPACT-OV-25479603-BROCCOLINI CONST
1093100100000393	ZI	8/20/2013	8	8/15/2013	50	13,016,894.15	11		CAD	13,016,894.15	CAD	12,590,090.12	USD	9730	PROCCO-PRPACT-9/20 Payment
1093100100000394	ZI	8/23/2013	8	8/15/2013	40	103,488.62	11		CAD	103,488.62	CAD	100,095.39	USD	3507	PROCCO-PRPACT-OV-25479764-BIRD CONST
1093100100000394	ZI	8/23/2013	8	8/15/2013	40	56,266.73	11		CAD	56,266.73	CAD	54,421.83	USD	3516	PROCCO-PRPACT-OV-25479764-BIRD CONST
1093100100000395	ZI	8/23/2013	8	8/15/2013	40	32,919.66	11		CAD	32,919.66	CAD	31,743.57	USD	3548	PROCCO-PRPACT-OV-25479778-RELIANCE CONST
1093100100000395	ZI	8/23/2013	8	8/15/2013	40	32,900.47	11		CAD	32,900.47	CAD	31,821.71	USD	3548	PROCCO-PRPACT-OV-25479778-RELIANCE CONST
1093100100000394	ZI	8/23/2013	8	8/15/2013	40	78,387.06	11		CAD	78,387.06	CAD	75,816.87	USD	3590	PROCCO-PRPACT-OV-25479778-RELIANCE CONST
1093100100000394	ZI	8/23/2013	8	8/15/2013	40	7,417.61	11		CAD	7,417.61	CAD	7,174.40	USD	3614	PROCCO-PRPACT-OV-25479758-P C L CONSTRUCTORS
1093100100000394	ZI	8/23/2013	8	8/15/2013	40	1,292.35	11		CAD	1,292.35	CAD	1,249.98	USD	3657	PROCCO-PRPACT-OV-25479762-RELIANCE CONST
1093100100000394	ZI	8/23/2013	8	8/15/2013	40	12,139.63	11		CAD	12,139.63	CAD	11,741.59	USD	3737	PROCCO-PRPACT-OV-25479751-GRAHAM CONST
1093100100000394	ZI	8/23/2013	8	8/15/2013	40	922.83	11		CAD	922.83	CAD	892.57	USD	7001	PROCCO-PRPACT-OV-25479747-ELLISDON CORP
1093100100000394	ZI	8/23/2013	8	8/15/2013	40	41,606.12	11		CAD	41,606.12	CAD	40,241.92	USD	7002	PROCCO-PRPACT-OV-25479747-ELLISDON CORP
1093100100000395	ZI	8/23/2013	8	8/15/2013	40	90,023.37	11		CAD	90,023.37	CAD	87,071.64	USD	7002	PROCCO-PRPACT-OV-25479747-ELLISDON CORP
1093100100000394	ZI	8/23/2013	8	8/15/2013	40	112,252.13	11		CAD	112,252.13	CAD	108,571.55	USD	3516	PROCCO-PRPACT-OV-25479778-RELIANCE CONST
1093100100000394	ZI	8/23/2013	8	8/15/2013	40	156,382.65	11		CAD	156,382.65	CAD	151,255.10	USD	3590	PROCCO-PRPACT-OV-25479762-RELIANCE CONSTRUCTION
1093100100000394	ZI	8/23/2013	8	8/15/2013	50	24,221.50	11		CAD	24,221.50	CAD	23,427.31	USD	3657	PROCCO-PRPACT-OV-25479762-RELIANCE CONSTRUCTION
1093100100000395	ZI	8/23/2013	8	8/15/2013	50	76,943.05	11		CAD	(76,943.05)	CAD	(74,420.21)	USD	7002	PROCCO-PRPACT-OV-25479779-DIVCO LIMITED
1093100100000394	ZI	8/23/2013	8	8/15/2013	50	129,365.36	11		CAD	(129,365.36)	CAD	(125,143.01)	USD	3516	PROCCO-PRPACT-OV-25479779-DIVCO LIMITED
1093100100000394	ZI	8/23/2013	8	8/15/2013	50	2,871.86	11		CAD	(2,871.86)	CAD	(2,777.70)	USD	3624	PROCCO-PRPACT-OV-25479758-P C L CONSTRUCTORS
1093100100000394	ZI	8/23/2013	8	8/15/2013	50	4,433.26	11		CAD	(4,433.26)	CAD	(4,287.89)	USD	3737	PROCCO-PRPACT-OV-25479751-GRAHAM CONST
1093100100000395	ZI	8/23/2013	8	8/15/2013	50	69,090.99	11		CAD	(69,090.99)	CAD	(66,825.60)	USD	3548	PROCCO-PRPACT-OV-25479751-GRAHAM CONST
1093100100000395	ZI	8/23/2013	8	8/15/2013	50	72,582.58	11		CAD	(72,582.58)	CAD	(70,202.71)	USD	3548	PROCCO-PRPACT-OV-25479751-GRAHAM CONST
1093100100000394	ZI	8/23/2013	8	8/15/2013	40	796,066.32	11		CAD	796,066.32	CAD	769,964.52	USD	3507	PROCCO-PRPACT-OV-25479764-BIRD CONSTRUCTION
1093100100000394	ZI	8/23/2013	8	8/15/2013	40	721,138.03	11		CAD	721,138.03	CAD	697,493.02	USD	3522	PROCCO-PRPACT-OV-25479781-AECON BUILDINGS
1093100100000394	ZI	8/23/2013	8	8/15/2013	50	(176,015.55)	11		CAD	(176,015.55)	CAD	(170,244.27)	USD	3590	PROCCO-PRPACT-OV-25479778-RELIANCE CONST
1093100100000394	ZI	8/23/2013	8	8/15/2013	50	(27,164.35)	11		CAD	(27,164.35)	CAD	(26,273.67)	USD	3657	PROCCO-PRPACT-OV-25479762-RELIANCE CONST
1093100100000394	ZI	8/23/2013	8	8/15/2013	50	(56,717.49)	11		CAD	(56,717.49)	CAD	(54,857.81)	USD	3666	PROCCO-PRPACT-OV-25479772-LEDDOR CONSTRUCTION
1093100100000394	ZI	8/23/2013	8	8/15/2013	40	4,207,459.56	11		CAD	4,207,459.56	CAD	4,093,503.40	USD	9730	PROCCO-PRPACT-9/23 Payment
1093100100000395	ZI	8/23/2013	8	8/15/2013	40	769,430.54	11		CAD	769,430.54	CAD	744,202.09	USD	9730	PROCCO-PRPACT-9/23 SAP PO Payments
1093100100000395	ZI	8/23/2013	8	8/15/2013	40	658,009.38	11		CAD	658,009.38	CAD	636,434.26	USD	9730	PROCCO-PRPACT-9/23 SAP PO Payments
1093100100000395	ZI	8/23/2013	8	8/15/2013	40	725,825.72	11		CAD	725,825.72	CAD	702,027.00	USD	9730	PROCCO-PRPACT-9/23 SAP PO Payments
1093100100000396	SA	8/24/2013	8	9/24/2013	50	-17,817,521.97	11		CAD	(17,817,521.97)	CAD	(17,330,533.97)	USD	9730	CTAX Pd 7 GST Prop Co ITR reported
1093100100000397	SA	8/24/2013	8	9/24/2013	40	11,200,097.45	11		CAD	11,200,097.45	CAD	10,893,976.70	USD	9730	CTAX Pd 7 GST paid from 11/48
1093100100000665	SA	8/24/2013	8	9/24/2013	50	-11,200,097.45	11		CAD	(11,200,097.45)	CAD	(10,893,976.70)	USD	H297	CTAX Pd 7 GST paid to 2006
1093100100000398	ZI	8/25/2013	8	8/15/2013	40	20,000.00	11		CAD	20,000.00	CAD	19,344.23	USD	3547	PROCCO-PRPACT-OV-25479861-ELLISDON CORPORATI
1093100100000398	ZI	8/25/2013	8	8/15/2013	40	49,088.18	11		CAD	49,088.18	CAD	47,478.65	USD	3564	PROCCO-PRPACT-OV-25479849-CHANDOS CONSTRUCTI
1093100100000398	ZI	8/25/2013	8	8/15/2013	40	31,453.15	11		CAD	31,453.15	CAD	30,421.85	USD	3576	PROCCO-PRPACT-OV-25479873-POMERLEAU
1093100100000398	ZI	8/25/2013	8	8/15/2013	40	119,116.38	11		CAD	119,116.38	CAD	115,210.74	USD	3586	PROCCO-PRPACT-OV-25479854-P C L CONSTRUCTORS
1093100100000398	ZI	8/25/2013	8	8/15/2013	40	46,585.16	11		CAD	46,585.16	CAD	45,057.70	USD	3613	PROCCO-PRPACT-OV-25479864-POMERLEAU
1093100100000398	ZI	8/25/2013	8	8/15/2013	40	42,062.95	11		CAD	42,062.95	CAD	40,683.77	USD	3617	PROCCO-PRPACT-OV-25479862-LEDDOR CONSTRUCTIO
1093100100000398	ZI	8/25/2013	8	8/15/2013	40	60,311.83	11		CAD	60,311.83	CAD	58,334.30	USD	3637	PROCCO-PRPACT-OV-25479865-AECON BUILDINGS
1093100100000398	ZI	8/25/2013	8	8/15/2013	40	169,560.44	11		CAD	169,560.44	CAD	164,000.81	USD	3672	PROCCO-PRPACT-OV-25479863-AECON BUILDINGS
1093100100000398	ZI	8/25/2013	8	8/15/2013	40	88,829.91	11		CAD	88,829.91	CAD	85,9			

Account Number	Document Type	Posting Period	Posting Date	Document Date	Posting Key	Amount in doc. curr.	Cash Ref	Rollforward Ref	Document Currency	Amount in local currency	Local Currency	Amount in loc.curr.2	Local currency 2	Profit Center	Text
1093110	100000398	ZI	8	9/25/2013	40	67,430.95	11		CAD	67,430.95	CAD	65,219.99	USD	3759	PROCCO-PRPACT-OV-25479868-RELIANCE CONSTRUCT
2032200	100000398	ZI	8	9/25/2013	50	(73,666.79)	11		CAD	(73,666.79)	CAD	(71,251.37)	USD	3637	PROCCO-PRPACT-OV-25479865-AECON BUILDINGS
2032200	100000398	ZI	8	9/25/2013	50	(24,135.89)	11		CAD	(24,135.89)	CAD	(23,344.51)	USD	3547	PROCCO-PRPACT-OV-25479861-ELLISDON CORPORATI
2032200	100000398	ZI	8	9/25/2013	50	(72,326.53)	11		CAD	(72,326.53)	CAD	(69,955.05)	USD	3576	PROCCO-PRPACT-OV-25479867-POMERLEAU
2032200	100000398	ZI	8	9/25/2013	50	(107,227.11)	11		CAD	(107,227.11)	CAD	(103,711.30)	USD	3613	PROCCO-PRPACT-OV-25479854-P C L CONSTRUCTORS
2032200	100000398	ZI	8	9/25/2013	50	(250,144.41)	11		CAD	(250,144.41)	CAD	(241,942.56)	USD	3586	PROCCO-PRPACT-OV-25479862-LEDOR CONSTRUCTIO
2032200	100000398	ZI	8	9/25/2013	50	(88,332.19)	11		CAD	(88,332.19)	CAD	(85,435.91)	USD	3617	PROCCO-PRPACT-OV-25479863-AECON BUILDINGS
2032200	100000398	ZI	8	9/25/2013	50	(144,923.43)	11		CAD	(144,923.43)	CAD	(140,171.61)	USD	3672	PROCCO-PRPACT-OV-25479868-RELIANCE CONSTRUCT
1093210	100000398	ZI	8	9/25/2013	50	(77,723.14)	11		CAD	(77,723.14)	CAD	(75,174.72)	USD	9730	PROCCO-PRPACT-OV-25479868-RELIANCE CONSTRUCT
1093210	100000401	SA	8	9/25/2013	40	8,740,063.09	11		CAD	8,740,063.09	CAD	8,463,489.80	USD	9730	PROCCO-PRPACT-9/25 Payment
1093100	100000401	SA	8	9/26/2013	40	29,909.97	11		CAD	29,909.97	CAD	28,981.73	USD	3522	PROCCO-PRPACT-OV-25478380-NELNOR CONSTRUCTION
1093100	100000401	SA	8	9/26/2013	40	238,960.29	11		CAD	238,960.29	CAD	229,946.39	USD	3534	PROCCO-PRPACT-OV-25478596-LEDOR CONSTRUCTION
1093100	100000401	SA	8	9/26/2013	40	112,936.35	11		CAD	112,936.35	CAD	109,676.24	USD	3655	PROCCO-PRPACT-OV-25478370-P C L CONSTRUCTORS
1093100	100000401	SA	8	9/26/2013	40	154,866.86	11		CAD	154,866.86	CAD	149,625.08	USD	3677	PROCCO-PRPACT-OV-25478381-NELNOR CONSTRUCTION
1093100	100000401	SA	8	9/26/2013	40	9,090.63	11		CAD	9,090.63	CAD	8,747.72	USD	7001	PROCCO-PRPACT-OV-25478381-NELNOR CONSTRUCTION
1093100	100000401	SA	8	9/26/2013	50	(301,425.15)	11		CAD	(301,425.15)	CAD	(290,054.99)	USD	9730	PROCCO-PRPACT-OV-25478381-NELNOR CONSTRUCTION
1093110	100000401	SA	8	9/26/2013	40	2,289,110.78	11		CAD	2,289,110.78	CAD	2,170,951.42	USD	9730	PROCCO-PRPACT-OV-25478381-NELNOR CONSTRUCTION
1093110	100000401	SA	8	9/26/2013	40	(4,918,918.41)	11		CAD	(4,918,918.41)	CAD	(4,770,091.55)	USD	9730	PROCCO-PRPACT-OV-25478381-NELNOR CONSTRUCTION
2032200	100000401	SA	8	9/26/2013	50	(29,909.97)	11		CAD	(29,909.97)	CAD	(28,981.73)	USD	3522	PROCCO-PRPACT-OV-25478380-NELNOR CONSTRUCTION
2032200	100000401	SA	8	9/26/2013	50	(238,960.29)	11		CAD	(238,960.29)	CAD	(229,946.39)	USD	3534	PROCCO-PRPACT-OV-25478596-LEDOR CONSTRUCTION
2032200	100000401	SA	8	9/26/2013	50	(154,866.86)	11		CAD	(154,866.86)	CAD	(149,025.08)	USD	3677	PROCCO-PRPACT-OV-25478370-P C L CONSTRUCTORS
2032200	100000401	SA	8	9/26/2013	50	(112,936.35)	11		CAD	(112,936.35)	CAD	(108,676.24)	USD	3655	PROCCO-PRPACT-OV-25478381-NELNOR CONSTRUCTION
1093110	100000401	SA	8	9/26/2013	50	(9,090.63)	11		CAD	(9,090.63)	CAD	(8,747.72)	USD	3757	PROCCO-PRPACT-OV-25478381-NELNOR CONSTRUCTION
1093110	100000401	SA	8	9/26/2013	50	(2,289,110.78)	11		CAD	(2,289,110.78)	CAD	(2,170,951.42)	USD	H297	PROCCO-PRPACT-OV-25478381-NELNOR CONSTRUCTION
1093110	100000402	SA	8	9/27/2013	40	7,642.49	11		CAD	7,642.49	CAD	7,391.90	USD	3538	PROCCO-PRPACT-OV-25479938-GRAHAM CONSTRUCTION
1093110	100000402	SA	8	9/27/2013	40	86,810.18	11		CAD	86,810.18	CAD	83,963.81	USD	3550	PROCCO-PRPACT-OV-25479990-P C L CONSTRUCTORS
1093110	100000402	SA	8	9/27/2013	40	73,072.33	11		CAD	73,072.33	CAD	70,676.40	USD	3591	PROCCO-PRPACT-OV-25479935-ELLISDON CORPORATIO
1093110	100000402	SA	8	9/27/2013	40	167,180.43	11		CAD	167,180.43	CAD	161,698.84	USD	3663	PROCCO-PRPACT-OV-25479411-LEDOR CONSTRUCTION
1093110	100000402	SA	8	9/27/2013	40	12,650.01	11		CAD	12,650.01	CAD	12,235.24	USD	3693	PROCCO-PRPACT-OV-25479950-BROCCOLINI CONSTRUCT
1093110	100000402	SA	8	9/27/2013	40	16,997.40	11		CAD	16,997.40	CAD	16,440.08	USD	3725	PROCCO-PRPACT-OV-25479940-RELIANCE CONSTRUCTI
1093110	100000402	SA	8	9/27/2013	40	25,236.77	11		CAD	25,236.77	CAD	24,409.29	USD	3693	PROCCO-PRPACT-OV-25479950-BROCCOLINI CONSTRUCT
1093110	100000402	SA	8	9/27/2013	40	33,909.63	11		CAD	33,909.63	CAD	32,797.98	USD	3725	PROCCO-PRPACT-OV-25479940-RELIANCE CONSTRUCTI
1093110	100000402	SA	8	9/27/2013	50	(29,088.70)	11		CAD	(29,088.70)	CAD	(28,134.93)	USD	3693	PROCCO-PRPACT-OV-25479950-BROCCOLINI CONSTRUCT
1093110	100000402	SA	8	9/27/2013	50	(75,458.03)	11		CAD	(75,458.03)	CAD	(72,983.88)	USD	3663	PROCCO-PRPACT-OV-25479990-P C L CONSTRUCTORS
1093110	100000402	SA	8	9/27/2013	50	(163,128.84)	11		CAD	(163,128.84)	CAD	(157,780.80)	USD	3663	PROCCO-PRPACT-OV-25479941-LEDOR CONSTRUCTION
1093110	100000402	SA	8	9/27/2013	50	(39,085.54)	11		CAD	(39,085.54)	CAD	(37,803.98)	USD	3725	PROCCO-PRPACT-OV-25479940-RELIANCE CONSTRUCTI
1092910	100000402	SA	8	9/27/2013	40	3,386,105.35	11		CAD	3,386,105.35	CAD	3,275,080.13	USD	9730	PROCCO-PRPACT-OV-25479940-RELIANCE CONSTRUCTI
1093100	100000404	ZI	8	9/30/2013	40	20,196.51	11		CAD	20,196.51	CAD	19,534.30	USD	3519	PROCCO-PRPACT-OV-25480053-P C L CONSTRUCTORS
1093100	100000404	ZI	8	9/30/2013	40	51,834.74	11		CAD	51,834.74	CAD	50,135.16	USD	3559	PROCCO-PRPACT-OV-25480050-LEDOR CONSTRUCTION
1093100	100000404	ZI	8	9/30/2013	40	18,639.75	11		CAD	18,639.75	CAD	18,028.58	USD	3591	PROCCO-PRPACT-OV-25480052-ELLISDON CORPORATIO
1093100	100000404	ZI	8	9/30/2013	40	3,662.56	11		CAD	3,662.56	CAD	3,542.47	USD	3645	PROCCO-PRPACT-OV-25480051-BIRD CONSTRUCTION C
1093100	100000404	ZI	8	9/30/2013	40	120,423.55	11		CAD	120,423.55	CAD	116,475.05	USD	3699	PROCCO-PRPACT-OV-25480030-AECON BUILDINGS
1093100	100000404	ZI	8	9/30/2013	40	96,399.01	11		CAD	96,399.01	CAD	94,238.23	USD	3730	PROCCO-PRPACT-OV-25480031-BIRD CONSTRUCTION C
1093100	100000404	ZI	8	9/30/2013	40	94,038.55	11		CAD	94,038.55	CAD	90,955.17	USD	3732	PROCCO-PRPACT-OV-25480056-BIRD CONSTRUCTION C
1093100	100000404	ZI	8	9/30/2013	40	0.68	11		CAD	0.68	CAD	0.66	USD	3764	PROCCO-PRPACT-OV-25480032-ELLISDON CORPORATIO
1093100	100000404	ZI	8	9/30/2013	40	65,637.68	11		CAD	65,637.68	CAD	63,485.52	USD	7000	PROCCO-PRPACT-OV-25480029-BROCCOLINI CONSTRUCT
1093110	100000404	ZI	8	9/30/2013	50	130,947.17	11		CAD	130,947.17	CAD	126,653.61	USD	7000	PROCCO-PRPACT-OV-25480029-BROCCOLINI CONSTRUCT
2032200	100000404	ZI	8	9/30/2013	50	(17,555.43)	11		CAD	(17,555.43)	CAD	(16,979.81)	USD	3519	PROCCO-PRPACT-OV-25480053-P C L CONSTRUCTORS
2032200	100000404	ZI	8	9/30/2013	50	(29,877.40)	11		CAD	(29,877.40)	CAD	(28,897.77)	USD	3559	PROCCO-PRPACT-OV-25480052-ELLISDON CORPORATIO
2032200	100000404	ZI	8	9/30/2013	50	92,035.09	11		CAD	92,035.09	CAD	89,017.40	USD	3591	PROCCO-PRPACT-OV-25480050-LEDOR CONSTRUCTION
2032200	100000404	ZI	8	9/30/2013	50	(102,763.51)	11		CAD	(102,763.51)	CAD	(99,394.05)	USD	3699	PROCCO-PRPACT-OV-25480030-AECON BUILDINGS
2032200	100000404	ZI	8	9/30/2013	50	(82,392.32)	11		CAD	(82,392.32)	CAD	(79,690.80)	USD	3730	PROCCO-PRPACT-OV-25480031-BIRD CONSTRUCTION C
2032200	100000404	ZI	8	9/30/2013	50	(60,374.78)	11		CAD	(60,374.78)	CAD	(58,347.48)	USD	3732	PROCCO-PRPACT-OV-25480056-BIRD CONSTRUCTION C
2032200	100000404	ZI	8	9/30/2013	50	(150,933.87)	11		CAD	(150,933.87)	CAD	(145,984.98)	USD	7000	PROCCO-PRPACT-OV-25480029-BROCCOLINI CONSTRUCT
1092910	100000404	ZI	8	9/30/2013	40	(23,941.68)	11		CAD	(23,941.68)	CAD	(23,156.67)	USD	3764	PROCCO-PRPACT-OV-25480032-ELLISDON CORPORATIO
1092910	100000404	ZI	8	9/30/2013	40	4,672,042.20	11		CAD	4,672,042.20	CAD	4,518,853.08	USD	9730	PROCCO-PRPACT-OV-25480029-BROCCOLINI CONSTRUCT
1093100	100000405	SA	8	10/1/2013	40	150,078.42	11		CAD	150,078.42	CAD	145,157.58	USD	3530	PROCCO-PRPACT-OV-25480031-BIRD CONSTRUCTION C
1093100	100000406	SA	8	10/1/2013	40	(32,900.47)	11		CAD	(32,900.47)	CAD	(31,821.71)	USD	3548	PROCCO-PRPACT-9/30/13
1093100	100000406	SA	8	10/1/2013	40	(69,090.99)	11		CAD	(69,090.99)	CAD	(66,825.60)	USD	3561	PROCCO-PRPACT-03AP01T213561
2032200	100000406	SA	8	10/1/2013	40	69,090.99	11		CAD	69,090.99	CAD	66,825.60	USD	3548	PROCCO-PRPACT-03AP01T213564
2032200	100000406	SA	8	10/1/2013	40	(111,169.21)	11		CAD	(111,169.21)	CAD	(107,524.14)	USD	3530	PROCCO-PRPACT02AP05T213530
1092910	100000405	ZI	8	10/1/2013	40	1,111,691.97	11		CAD	1,111,691.97	CAD	1,075,241.29	USD	9730	PROCCO-PRPACT02AP05T213530
1092910	100000405	ZI	8	10/1/2013	40	8,530.93	11		CAD	8,530.93	CAD	8,241.21	USD	9730	PROCCO-PRPACT-10/1 SAP PO Payments
1093100	100000408	ZI	8	10/2/2013	40	14,943.98	11		CAD	14,943.98	CAD	14			

Account Number	Document Type	Posting period	Posting Date	Document Date	Posting Key	Amount in doc. curr.	Cash Ref	Rollforward Ref	Document currency	Amount in local currency	Local Currency	Amount in loc.curr.2	Local currency 2	Profit Center	Text
1093110.100000408	ZI	8	10/2/2013	8/15/2013	40	163,827.93	11		CAD	163,827.93	CAD	158,456.26	USD	3705	PROPCO - PRPACT-OV-25480106-BROCCOLINI CONSTR
1093110.100000408	ZI	8	10/2/2013	8/15/2013	40	72,289.41	11		CAD	72,289.41	CAD	69,919.15	USD	3718	PROPCO - PRPACT-OV-25480142-DIVCO LIMITED
2032200.100000408	ZI	8	10/2/2013	8/15/2013	40	725,469.75	11		CAD	725,469.75	CAD	710,682.71	USD	3670	PROPCO - PRPACT-OV-25480145-P C L CONSTRUCTOR
2032200.100000408	ZI	8	10/2/2013	8/15/2013	50	(160,710.83)	11		CAD	(160,710.83)	CAD	(174,765.60)	USD	3717	PROPCO - PRPACT-OV-25480104-LEDDCOR CONSTRUCTI
2032200.100000408	ZI	8	10/2/2013	8/15/2013	40	(83,323.06)	11		CAD	(83,323.06)	CAD	(87,315.85)	USD	3718	PROPCO - PRPACT-OV-25480104-LEDDCOR CONSTRUCTI
2032200.100000408	ZI	8	10/2/2013	8/15/2013	40	720,954.86	11		CAD	720,954.86	CAD	697,315.85	USD	3519	PROPCO - PRPACT-OV-25480108-P C L CONSTRUCTOR
2032200.100000408	ZI	8	10/2/2013	8/15/2013	50	(34,696.63)	11		CAD	(34,696.63)	CAD	(35,588.98)	USD	3592	PROPCO - PRPACT-OV-25480141-DIVCO LIMITED
2032200.100000408	ZI	8	10/2/2013	8/15/2013	40	650,574.97	11		CAD	650,574.97	CAD	629,243.61	USD	3511	PROPCO - PRPACT-OV-25480077-AECON BUILDINGS
2032200.100000408	ZI	8	10/2/2013	8/15/2013	50	(120,068.35)	11		CAD	(120,068.35)	CAD	(116,131.49)	USD	3705	PROPCO - PRPACT-OV-25480106-BROCCOLINI CONSTR
2032200.100000408	ZI	8	10/2/2013	8/15/2013	40	1,204,231.98	11		CAD	1,204,231.98	CAD	1,164,747.05	USD	3725	PROPCO - PRPACT-OV-25480105-RELIANCE CONSTRUCT
2032200.100000408	ZI	8	10/2/2013	8/15/2013	50	(62,633.42)	11		CAD	(62,633.42)	CAD	(79,924.00)	USD	3757	PROPCO - PRPACT-OV-25480140-LEDDCOR CONSTRUCTI
1092910.100000408	ZI	8	10/2/2013	8/15/2013	40	5,416,477.04	11		CAD	5,416,477.04	CAD	5,238,879.05	USD	9730	PROPCO - PRPACT - 10/9/13
1093110.100000675	ZI	8	10/4/2013	10/4/2013	40	7,644,222.32	22		CAD	7,644,222.32	CAD	7,601,230.87	USD	H297	FINRPTG/CI/P PURCHASE
1093110.100000675	ZI	8	10/4/2013	10/4/2013	40	1,671,216.47	22		CAD	1,671,216.47	CAD	1,619,946.99	USD	H297	FINRPTG/CI/P PURCHASE
1092910.100000487	ZI	8	10/4/2013	10/4/2013	40	82,722,344.46	22		CAD	82,722,344.46	CAD	80,145,844.12	USD	H297	FINRPTG/CI/P PURCHASE
1093110.100000487	ZI	8	10/10/2013	9/15/2013	40	499,990.07	26		CAD	499,990.07	CAD	483,082.19	USD	3595	PROPCO PRPACT-OV-25480246-BROCCOLINI CONSTR
1093110.100000487	ZI	9	10/10/2013	9/15/2013	40	9,308.07	26		CAD	9,308.07	CAD	8,993.30	USD	3623	PROPCO PRPACT-OV-25480290-P C L CONSTRUCTORS
1093110.100000487	ZI	9	10/10/2013	9/15/2013	40	44,083.77	26		CAD	44,083.77	CAD	42,593.01	USD	3688	PROPCO PRPACT-OV-25480291-LEDDCOR CONST
2032200.100000464	ZI	9	10/10/2013	9/15/2013	50	(8,090.87)	26		CAD	(8,090.87)	CAD	(7,817.27)	USD	3623	PROPCO PRPACT-OV-25480290-P C L CONSTRUCTORS
2032200.100000464	ZI	9	10/10/2013	9/15/2013	50	(336,051.18)	26		CAD	(336,051.18)	CAD	(324,687.13)	USD	3595	PROPCO PRPACT-OV-25480246-BROCCOLINI CONSTR
1092910.100000487	ZI	9	10/10/2013	9/15/2013	40	2,970,588.65	26		CAD	2,970,588.65	CAD	2,870,133.98	USD	9730	PROPCO - PRPACT - 10/9/13
1093110.100000487	ZI	9	10/11/2013	9/15/2013	40	6,411.92	26		CAD	6,411.92	CAD	6,196.09	USD	3509	PROPCO - PRPACT-OV-25480304-P C L CONSTRUCTORS
1093110.100000487	ZI	9	10/11/2013	9/15/2013	40	7,205.38	26		CAD	7,205.38	CAD	6,961.72	USD	3519	PROPCO - PRPACT-OV-25480297-P C L CONSTRUCTORS
1093110.100000487	ZI	9	10/11/2013	9/15/2013	40	34,691.05	26		CAD	34,691.05	CAD	33,517.92	USD	3524	PROPCO - PRPACT-OV-25480309-BIRD CONSTRUCTION C
1093110.100000487	ZI	9	10/11/2013	9/15/2013	40	16,892.27	26		CAD	16,892.27	CAD	16,321.03	USD	3533	PROPCO - PRPACT-OV-25480312-ELLISON CORPORATIO
1093110.100000487	ZI	9	10/11/2013	9/15/2013	40	7,317.08	26		CAD	7,317.08	CAD	7,089.64	USD	3557	PROPCO - PRPACT-OV-25480298-ELLISON CORPORATIO
1093110.100000487	ZI	9	10/11/2013	9/15/2013	40	76,165.03	26		CAD	76,165.03	CAD	73,589.40	USD	3566	PROPCO - PRPACT-OV-25480333-AECON BUILDINGS
1093110.100000487	ZI	9	10/11/2013	9/15/2013	40	69,320.92	26		CAD	69,320.92	CAD	66,976.73	USD	3610	PROPCO - PRPACT-OV-25480331-BROCCOLINI CONSTR
1093110.100000487	ZI	9	10/11/2013	9/15/2013	40	202,247.92	26		CAD	202,247.92	CAD	195,408.62	USD	3628	PROPCO - PRPACT-OV-25480330-AECON BUILDINGS
1093110.100000487	ZI	9	10/11/2013	9/15/2013	40	13,097.98	26		CAD	13,097.98	CAD	12,655.05	USD	3644	PROPCO - PRPACT-OV-25480301-BIRD CONSTRUCTION C
1093110.100000487	ZI	9	10/11/2013	9/15/2013	40	17,599.83	26		CAD	17,599.83	CAD	17,004.67	USD	3647	PROPCO - PRPACT-OV-25480317-BROCCOLINI CONSTR
1093110.100000487	ZI	9	10/11/2013	9/15/2013	40	59,743.98	26		CAD	59,743.98	CAD	57,723.65	USD	3650	PROPCO - PRPACT-OV-25480332-BIRD CONSTRUCTION C
1093110.100000487	ZI	9	10/11/2013	9/15/2013	40	967,286.43	26		CAD	967,286.43	CAD	934,575.29	USD	3663	PROPCO - PRPACT-OV-25480327-LEDDCOR CONSTRUCTION
1093110.100000487	ZI	9	10/11/2013	9/15/2013	40	42,496.72	26		CAD	42,496.72	CAD	41,059.63	USD	3666	PROPCO - PRPACT-OV-25480325-LEDDCOR CONSTRUCTION
1093110.100000487	ZI	9	10/11/2013	9/15/2013	40	16,801.04	26		CAD	16,801.04	CAD	16,232.89	USD	3670	PROPCO - PRPACT-OV-25480324-P C L CONSTRUCTORS
1093110.100000487	ZI	9	10/11/2013	9/15/2013	40	471.92	26		CAD	471.92	CAD	455.96	USD	3682	PROPCO - PRPACT-OV-25480328-POMERLEAU
1093110.100000487	ZI	9	10/11/2013	9/15/2013	40	41,797.62	26		CAD	41,797.62	CAD	40,384.17	USD	3696	PROPCO - PRPACT-OV-25480306-BROCCOLINI CONSTR
1093110.100000487	ZI	9	10/11/2013	9/15/2013	40	32,134.50	26		CAD	32,134.50	CAD	31,047.83	USD	3704	PROPCO - PRPACT-OV-25480307-LEDDCOR CONSTRUCTION
1093110.100000487	ZI	9	10/11/2013	9/15/2013	40	7,215.42	26		CAD	7,215.42	CAD	6,971.42	USD	3717	PROPCO - PRPACT-OV-25480326-BIRD CONSTRUCTION C
1093110.100000487	ZI	9	10/11/2013	9/15/2013	40	17,384.65	26		CAD	17,384.65	CAD	16,796.76	USD	3747	PROPCO - PRPACT-OV-25480331-BROCCOLINI CONSTR
1093110.100000487	ZI	9	10/11/2013	9/15/2013	40	138,295.22	26		CAD	138,295.22	CAD	133,618.57	USD	3610	PROPCO - PRPACT-OV-25480331-BROCCOLINI CONSTR
1093110.100000487	ZI	9	10/11/2013	9/15/2013	40	35,111.58	26		CAD	35,111.58	CAD	33,924.23	USD	3647	PROPCO - PRPACT-OV-25480317-BROCCOLINI CONSTR
1093110.100000487	ZI	9	10/11/2013	9/15/2013	40	83,386.08	26		CAD	83,386.08	CAD	80,566.26	USD	3666	PROPCO - PRPACT-OV-25480328-POMERLEAU
1093110.100000487	ZI	9	10/11/2013	9/15/2013	40	64,108.33	26		CAD	64,108.33	CAD	61,940.42	USD	3704	PROPCO - PRPACT-OV-25480306-BROCCOLINI CONSTR
2032200.100000487	ZI	9	10/11/2013	9/15/2013	50	(96,233.49)	26		CAD	(96,233.49)	CAD	(92,979.22)	USD	3696	PROPCO - PRPACT-OV-25480333-AECON BUILDINGS
2032200.100000487	ZI	9	10/11/2013	9/15/2013	50	(99,307.47)	26		CAD	(99,307.47)	CAD	(95,949.25)	USD	3566	PROPCO - PRPACT-OV-25480333-AECON BUILDINGS
2032200.100000487	ZI	9	10/11/2013	9/15/2013	50	(16,034.30)	26		CAD	(16,034.30)	CAD	(15,492.08)	USD	3717	PROPCO - PRPACT-OV-25480331-BROCCOLINI CONSTR
2032200.100000487	ZI	9	10/11/2013	9/15/2013	50	(155,739.51)	26		CAD	(155,739.51)	CAD	(150,472.96)	USD	3610	PROPCO - PRPACT-OV-25480331-BROCCOLINI CONSTR
2032200.100000487	ZI	9	10/11/2013	9/15/2013	50	(40,470.82)	26		CAD	(40,470.82)	CAD	(39,102.24)	USD	3647	PROPCO - PRPACT-OV-25480330-AECON BUILDINGS
2032200.100000487	ZI	9	10/11/2013	9/15/2013	50	(176,069.80)	26		CAD	(176,069.80)	CAD	(170,115.75)	USD	3628	PROPCO - PRPACT-OV-25480327-LEDDCOR CONSTRUCTION
2032200.100000487	ZI	9	10/11/2013	9/15/2013	50	(139,744.37)	26		CAD	(139,744.37)	CAD	(135,018.71)	USD	3663	PROPCO - PRPACT-OV-25480326-BIRD CONSTRUCTION C
2032200.100000487	ZI	9	10/11/2013	9/15/2013	50	(28,191.34)	26		CAD	(28,191.34)	CAD	(27,238.01)	USD	3747	PROPCO - PRPACT-OV-25480326-BIRD CONSTRUCTION C
2032200.100000487	ZI	9	10/11/2013	9/15/2013	50	(73,693.23)	26		CAD	(73,693.23)	CAD	(71,394.43)	USD	3704	PROPCO - PRPACT-OV-25480306-BROCCOLINI CONSTR
2032200.100000487	ZI	9	10/11/2013	9/15/2013	50	(36,977.32)	26		CAD	(36,977.32)	CAD	(35,726.88)	USD	3666	PROPCO - PRPACT-OV-25480332-BIRD CONSTRUCTION C
1092910.100000487	ZI	9	10/11/2013	9/15/2013	40	(7,537.44)	26		CAD	(7,537.44)	CAD	(7,282.55)	USD	3509	PROPCO - PRPACT-OV-25480325-LEDDCOR CONSTRUCTION
1093110.100000489	ZI	9	10/14/2013	9/15/2013	40	8,470,537.09	26		CAD	8,470,537.09	CAD	8,184,093.84	USD	9730	PROPCO - PRPACT-OV-25480304-P C L CONSTRUCTORS
1093110.100000489	ZI	9	10/14/2013	9/15/2013	40	1,583.97	26		CAD	1,583.97	CAD	1,530.41	USD	3507	PROPCO - PRPACT - 10/11 Payment
1093110.100000489	ZI	9	10/14/2013	9/15/2013	40	38,544.97	26		CAD	38,544.97	CAD	37,241.52	USD	3522	PROPCO - PRPACT-OV-25480383-AECON BUILDINGS
1093110.100000489	ZI	9	10/14/2013	9/15/2013	40	76,634.20	26		CAD	76,634.20	CAD	74,042.71	USD	3530	PROPCO - PRPACT-OV-25480371-BROCCOLINI CONSTR
1093110.100000489	ZI	9	10/14/2013	9/15/2013	40	45,550.67	26		CAD	45,550.67	CAD	44,010.31	USD	3548	PROPCO - PRPACT-OV-25480350-GRAHAM CONSTRUCTION
1093110.100000489	ZI	9	10/14/2013	9/15/2013	40	103,771.48	26		CAD						

Account Number	Document Type	Posting period	Posting Date	Document Date	Posting Key	Amount in doc. curr.	Cash Ref	Rollforward Ref	Document currency	Amount in local currency	Local Currency	Amount in loc.curr.2	Local currency 2	Profit Center	Text
2032200	100000489	ZI	10/14/2013	9/15/2013	50	(78,405.28)	26		CAD	(78,405.28)	CAD	(75,753.89)	USD	3623	PROPCO - PRPACT-0V-25480353-P C L CONSTRUCTORS
2032200	100000488	ZI	10/14/2013	9/15/2013	50	(71,662.41)	26		CAD	(71,662.41)	CAD	(69,239.04)	USD	3561	PROPCO - PRPACT-03AP02T213561
2032200	100000489	ZI	10/14/2013	9/15/2013	50	(105,059.29)	26		CAD	(105,059.29)	CAD	(101,536.56)	USD	3585	PROPCO - PRPACT-0V-25480371-BROCCOLINI CONSTRUCTION
2032200	100000488	ZI	10/14/2013	9/15/2013	50	(101,223.73)	26		CAD	(101,223.73)	CAD	(97,800.71)	USD	3548	PROPCO - PRPACT-02AP03T213548
2032200	100000489	ZI	10/14/2013	9/15/2013	50	(90,201.36)	26		CAD	(90,201.36)	CAD	(87,151.07)	USD	3552	PROPCO - PRPACT-0V-25480368-P C L CONSTRUCTORS
2032200	100000488	ZI	10/14/2013	9/15/2013	50	(66,766.09)	26		CAD	(66,766.09)	CAD	(64,846.46)	USD	3530	PROPCO - PRPACT-02AP06T213530
2032200	100000489	ZI	10/14/2013	9/15/2013	50	(77,912.59)	26		CAD	(77,912.59)	CAD	(75,277.86)	USD	3628	PROPCO - PRPACT-0V-25480370-AECON BUILDINGS
2032200	100000488	ZI	10/14/2013	9/15/2013	50	(32,161.15)	26		CAD	(32,161.15)	CAD	(31,073.57)	USD	3757	PROPCO - PRPACT-0V-25480367-LEDCOR CONSTRUCTION
2032200	100000489	ZI	10/14/2013	9/15/2013	50	(93,988.66)	26		CAD	(93,988.66)	CAD	(90,810.30)	USD	3702	PROPCO - PRPACT-0V-25480373-POMERLEAU
2032200	100000488	ZI	10/14/2013	9/15/2013	50	(42,826.71)	26		CAD	(42,826.71)	CAD	(41,378.46)	USD	3646	PROPCO - PRPACT-02AP01T213646
2032200	100000489	ZI	10/14/2013	9/15/2013	50	(40,518.96)	26		CAD	(40,518.96)	CAD	(39,148.75)	USD	3669	PROPCO - PRPACT-04AP01T213669
1092910	100000488	ZI	10/14/2013	9/15/2013	40	2,989,969.32	26		k CAD	2,989,969.32	CAD	2,989,969.32	USD	9730	PROPCO - PRPACT - 10/14 SAIP PO Payments
1092910	100000489	ZI	10/14/2013	9/15/2013	40	5,306,621.99	26		k CAD	5,306,621.99	CAD	5,127,364.24	USD	9730	PROPCO - PRPACT - 10/14 SAIP PO Payments
1093110	100000489	ZI	10/15/2013	10/15/2013	40	642,839.23	26		CAD	642,839.23	CAD	620,980.71	USD	C205	PMGACI/Prop. Co. GST Paid
1093110	100000490	ZI	10/15/2013	10/15/2013	40	143,732.25	26		CAD	143,732.25	CAD	138,844.91	USD	C205	PMGACI/Prop. Co. GST Paid
1093110	100000491	ZI	10/18/2013	9/15/2013	40	4,889.94	26		CAD	4,889.94	CAD	4,821.20	USD	C547	PROPCO - PRPACT-0V-25480601-ELLISON CORPORATION
1093110	100000492	ZI	10/18/2013	9/15/2013	40	29,528.21	26		CAD	29,528.21	CAD	28,529.67	USD	3550	PROPCO - PRPACT-0V-25480562-P C L CONSTRUCTORS CAN
1093110	100000493	ZI	10/18/2013	9/15/2013	40	4,144.17	26		CAD	4,144.17	CAD	4,004.03	USD	3565	PROPCO - PRPACT-0V-25480571-BROCCOLINI CONSTRUCTION
1093110	100000494	ZI	10/18/2013	9/15/2013	40	58,151.70	26		CAD	58,151.70	CAD	56,185.22	USD	3574	PROPCO - PRPACT-0V-25480598-CHANDOS CONSTRUCTION
1093110	100000495	ZI	10/18/2013	9/15/2013	40	35,690.79	26		CAD	35,690.79	CAD	34,483.86	USD	3586	PROPCO - PRPACT-0V-25480605-P C L CONSTRUCTORS CAN
1093110	100000496	ZI	10/18/2013	9/15/2013	40	11,145.21	26		CAD	11,145.21	CAD	10,768.32	USD	3616	PROPCO - PRPACT-0V-25480599-ELLISON CORPORATION
1093110	100000497	ZI	10/18/2013	9/15/2013	40	3,789.21	26		CAD	3,789.21	CAD	3,681.07	USD	3648	PROPCO - PRPACT-0V-25480593-P C L CONSTRUCTORS CAN
1093110	100000498	ZI	10/18/2013	9/15/2013	40	2,853.83	26		CAD	2,853.83	CAD	2,467.47	USD	3652	PROPCO - PRPACT-0V-25480564-POMERLEAU
1093110	100000499	ZI	10/18/2013	9/15/2013	40	78,604.89	26		CAD	78,604.89	CAD	75,946.75	USD	3655	PROPCO - PRPACT-0V-25480556-P C L CONSTRUCTORS CAN
1093110	100000500	ZI	10/18/2013	9/15/2013	40	27,719.14	26		CAD	27,719.14	CAD	26,781.78	USD	3657	PROPCO - PRPACT-0V-25480548-RELIANCE CONSTRUCTION
1093110	100000501	ZI	10/18/2013	9/15/2013	40	11,335.69	26		CAD	11,335.69	CAD	10,952.36	USD	3660	PROPCO - PRPACT-0V-25480447-ELLISON CORPORATION
1093110	100000502	ZI	10/18/2013	9/15/2013	40	11,917.02	26		CAD	11,917.02	CAD	11,514.03	USD	3693	PROPCO - PRPACT-0V-25480561-BROCCOLINI CONSTRUCTION
1093110	100000503	ZI	10/18/2013	9/15/2013	40	6,603.48	26		CAD	6,603.48	CAD	6,380.17	USD	3694	PROPCO - PRPACT-0V-25480595-P C L CONSTRUCTORS CAN
1093110	100000504	ZI	10/18/2013	9/15/2013	40	13,185.14	26		CAD	13,185.14	CAD	12,739.27	USD	3705	PROPCO - PRPACT-0V-25480559-BROCCOLINI CONSTRUCTION
1093110	100000505	ZI	10/18/2013	9/15/2013	40	100,484.58	26		CAD	100,484.58	CAD	97,086.55	USD	3709	PROPCO - PRPACT-0V-25480582-AECON BUILDINGS
1093110	100000506	ZI	10/18/2013	9/15/2013	40	121,224.73	26		CAD	121,224.73	CAD	117,125.34	USD	3713	PROPCO - PRPACT-0V-25480602-GRAHAM CONSTRUCTION
1093110	100000507	ZI	10/18/2013	9/15/2013	40	55,803.55	26		CAD	55,803.55	CAD	53,916.47	USD	3732	PROPCO - PRPACT-0V-25480603-BIRD CONSTRUCTION CO
1093110	100000508	ZI	10/18/2013	9/15/2013	40	8,633.47	26		CAD	8,633.47	CAD	8,341.52	USD	3737	PROPCO - PRPACT-0V-25480577-RELIANCE CONSTRUCTION
1093110	100000509	ZI	10/18/2013	9/15/2013	40	6,890.19	26		CAD	6,890.19	CAD	6,657.19	USD	3743	PROPCO - PRPACT-0V-25480563-RELIANCE CONSTRUCTION
1093110	100000510	ZI	10/18/2013	9/15/2013	40	3,133.06	26		CAD	3,133.06	CAD	3,027.11	USD	3749	PROPCO - PRPACT-0V-25480578-BROCCOLINI CONSTRUCTION
1093110	100000511	ZI	10/18/2013	9/15/2013	40	11,220.43	26		CAD	11,220.43	CAD	10,841.00	USD	3753	PROPCO - PRPACT-0V-25480440-BIRD CONSTRUCTION CO
1093110	100000512	ZI	10/18/2013	9/15/2013	40	24,386.98	26		CAD	24,386.98	CAD	23,562.30	USD	3762	PROPCO - PRPACT-0V-25480441-BIRD CONSTRUCTION CO
1093110	100000513	ZI	10/18/2013	9/15/2013	40	533.57	26		CAD	533.57	CAD	515.53	USD	3763	PROPCO - PRPACT-0V-25480555-CHANDOS CONSTRUCTION
1093110	100000514	ZI	10/18/2013	9/15/2013	40	12,805.77	26		CAD	12,805.77	CAD	12,372.72	USD	3765	PROPCO - PRPACT-0V-25480558-BROCCOLINI CONSTRUCTION
1093110	100000515	ZI	10/18/2013	9/15/2013	40	40,585.85	26		CAD	40,585.85	CAD	39,213.38	USD	3766	PROPCO - PRPACT-0V-25480601-ELLISON CORPORATION
1093110	100000516	ZI	10/18/2013	9/15/2013	40	9,954.92	26		CAD	9,954.92	CAD	9,618.28	USD	3547	PROPCO - PRPACT-0V-25480561-BROCCOLINI CONSTRUCTION
1093110	100000517	ZI	10/18/2013	9/15/2013	40	55,299.68	26		CAD	55,299.68	CAD	53,429.64	USD	3657	PROPCO - PRPACT-0V-25480548-RELIANCE CONSTRUCTION
1093110	100000518	ZI	10/18/2013	9/15/2013	40	23,774.46	26		CAD	23,774.46	CAD	22,970.49	USD	3693	PROPCO - PRPACT-0V-25480561-BROCCOLINI CONSTRUCTION
1093110	100000519	ZI	10/18/2013	9/15/2013	40	27,026.55	26		CAD	27,026.55	CAD	26,112.61	USD	3705	PROPCO - PRPACT-0V-25480559-BROCCOLINI CONSTRUCTION
1093110	100000520	ZI	10/18/2013	9/15/2013	40	13,745.90	26		CAD	13,745.90	CAD	13,281.06	USD	3743	PROPCO - PRPACT-0V-25480563-RELIANCE CONSTRUCTION
1093110	100000521	ZI	10/18/2013	9/15/2013	40	25,547.45	26		CAD	25,547.45	CAD	24,683.53	USD	3765	PROPCO - PRPACT-0V-25480558-BROCCOLINI CONSTRUCTION
1093110	100000522	ZI	10/18/2013	9/15/2013	40	(8,420.46)	26		CAD	(8,420.46)	CAD	(8,135.71)	USD	3648	PROPCO - PRPACT-0V-25480593-P C L CONSTRUCTORS CAN
1093110	100000523	ZI	10/18/2013	9/15/2013	40	(9,979.88)	26		CAD	(9,979.88)	CAD	(9,642.40)	USD	3547	PROPCO - PRPACT-0V-25480601-ELLISON CORPORATION
1093110	100000524	ZI	10/18/2013	9/15/2013	40	(30,893.67)	26		CAD	(30,893.67)	CAD	(29,848.96)	USD	3693	PROPCO - PRPACT-0V-25480577-RELIANCE CONSTRUCTION
1093110	100000525	ZI	10/18/2013	9/15/2013	40	(27,403.37)	26		CAD	(27,403.37)	CAD	(26,476.69)	USD	3650	PROPCO - PRPACT-0V-25480561-BROCCOLINI CONSTRUCTION
1093110	100000526	ZI	10/18/2013	9/15/2013	40	(25,666.63)	26		CAD	(25,666.63)	CAD	(24,798.87)	USD	3709	PROPCO - PRPACT-0V-25480562-P C L CONSTRUCTORS CAN
1093110	100000527	ZI	10/18/2013	9/15/2013	40	(77,150.01)	26		CAD	(77,150.01)	CAD	(74,541.07)	USD	3589	PROPCO - PRPACT-0V-25480582-AECON BUILDINGS
1093110	100000528	ZI	10/18/2013	9/15/2013	40	1,143,583.76	26		CAD	1,143,583.76	CAD	1,104,911.85	USD	3589	PROPCO - PRPACT-0V-25480589-LEDCOR CONSTRUCTION
1093110	100000529	ZI	10/18/2013	9/15/2013	40	(74,950.65)	26		CAD	(74,950.65)	CAD	(72,416.09)	USD	3586	PROPCO - PRPACT-0V-25480605-P C L CONSTRUCTORS CAN
1093110	100000530	ZI	10/18/2013	9/15/2013	40	614,297.55	26		CAD	614,297.55	CAD	593,524.20	USD	3657	PROPCO - PRPACT-0V-25480548-RELIANCE CONSTRUCTION
1093110	100000531	ZI	10/18/2013	9/15/2013	40	(30,391.63)	26		CAD	(30,391.63)	CAD	(29,363.89)	USD	3705	PROPCO - PRPACT-0V-25480559-BROCCOLINI CONSTRUCTION
1093110	100000532	ZI	10/18/2013	9/15/2013	40	(254,574.33)	26		CAD	(254,574.33)	CAD	(245,965.54)	USD	3713	PROPCO - PRPACT-0V-25480606-BIRD CONSTRUCTION
1093110	100000533	ZI	10/18/2013	9/15/2013	40	(47,696.04)	26		CAD	(47,696.04)	CAD	(46,083.13)	USD	3732	PROPCO - PRPACT-0V-25480603-GRAHAM CONSTRUCTION
1093110	100000534	ZI	10/18/2013	9/15/2013	40	(15,843.98)	26		CAD	(15,843.98)	CAD	(15,308.19)	USD	3743	PROPCO - PRPACT-0V-25480563-RELIANCE CONSTRUCTION
1093110	100000535	ZI	10/18/2013	9/15/2013	40	862,008.42	26		CAD	862,008.42	CAD	832,858.38	USD	3755	PROPCO - PRPACT-0V-25480557-RELIANCE CONSTRUCTION
1093110	100000536	ZI	10/18/2013	9/15/2013	40	(29,446.89)	26		CAD	(29,446.89)	CAD	(28,451.10)	USD	3655	PROPCO - PRPACT-0V-25480558-BROCCOLINI CON

Account Number	Document Type	Posting period	Posting Date	Document Date	Posting Key	Amount in doc. curr.	Cash Ref	Rollforward Ref	Document currency	Amount in local currency	Local Currency	Amount in loc. curr. 2	Local currency 2	Profit Center	Text
1093100_100000493	ZI	9	10/23/2013	9/15/2013	40	12,723.46	26		CAD	12,723.46	CAD	12,293.20	USD	3756	PROPCO-PRPACT-OV-25480637-RELIANCE CON
1093100_100000493	ZI	9	10/23/2013	9/15/2013	40	41,015.05	26		CAD	41,015.05	CAD	39,628.07	USD	3764	PROPCO-PRPACT-OV-25480684-ELLISON CORP
1093100_100000493	ZI	9	10/23/2013	9/15/2013	40	1,128.99	26		CAD	1,128.99	CAD	1,091.17	USD	7001	PROPCO-PRPACT-OV-25480723-ELLISON CORP
1093100_100000493	ZI	9	10/23/2013	9/15/2013	40	102,716.32	26		CAD	102,716.32	CAD	98,242.82	USD	3516	PROPCO-PRPACT-OV-25480729-POMERLEAU
1093100_100000493	ZI	9	10/23/2013	9/15/2013	40	75,713.58	26		CAD	75,713.58	CAD	73,153.22	USD	3613	PROPCO-PRPACT-OV-25480729-POMERLEAU
1093100_100000493	ZI	9	10/23/2013	9/15/2013	40	36,615.92	26		CAD	36,615.92	CAD	35,377.70	USD	3647	PROPCO-PRPACT-OV-25480657-BROCCOLINI CON
1093100_100000493	ZI	9	10/23/2013	9/15/2013	40	25,383.30	26		CAD	25,383.30	CAD	24,524.93	USD	3755	PROPCO-PRPACT-OV-25480637-BROCCOLINI CON
1093100_100000493	ZI	9	10/23/2013	9/15/2013	40	118,394.06	26		CAD	118,394.06	CAD	114,390.40	USD	3516	PROPCO-PRPACT-OV-25480727-DVICO LIMITED
1093100_100000493	ZI	9	10/23/2013	9/15/2013	50	70,515.19	26		CAD	70,515.19	CAD	68,130.62	USD	3613	PROPCO-PRPACT-OV-25480729-POMERLEAU
1093100_100000493	ZI	9	10/23/2013	9/15/2013	50	6,575.57	26		CAD	6,575.57	CAD	6,353.21	USD	3624	PROPCO-PRPACT-OV-25480633-P C.L.CONSTRUCTORS CAN
1093100_100000493	ZI	9	10/23/2013	9/15/2013	50	77,642.25	26		CAD	77,642.25	CAD	75,016.67	USD	3634	PROPCO-PRPACT-OV-25480677-AECON BUILDINGS
1093100_100000493	ZI	9	10/23/2013	9/15/2013	50	73.35	26		CAD	73.35	CAD	70.87	USD	3717	PROPCO-PRPACT-OV-25480724-LEDCOR CON
1093100_100000493	ZI	9	10/23/2013	9/15/2013	50	93,358.90	26		CAD	93,358.90	CAD	90,201.84	USD	3717	PROPCO-PRPACT-OV-25480631-LEDCOR CONSTRUCTION
1093100_100000493	ZI	9	10/23/2013	9/15/2013	50	42,204.77	26		CAD	42,204.77	CAD	40,777.56	USD	3647	PROPCO-PRPACT-OV-25480657-BROCCOLINI CON
1093100_100000493	ZI	9	10/23/2013	9/15/2013	50	1,023,518.10	26		CAD	1,023,518.10	CAD	985,996.38	USD	3628	PROPCO-PRPACT-OV-25480747-AECON BUILDINGS
1093100_100000493	ZI	9	10/23/2013	9/15/2013	50	39,637.31	26		CAD	39,637.31	CAD	38,296.92	USD	3699	PROPCO-PRPACT-OV-25480726-AECON BUILDINGS
1093100_100000493	ZI	9	10/23/2013	9/15/2013	40	722,040.37	26		CAD	722,040.37	CAD	697,623.55	USD	3743	PROPCO-PRPACT-OV-25480716-RELIANCE CONS
1093100_100000493	ZI	9	10/23/2013	9/15/2013	40	29,550.35	26		CAD	29,550.35	CAD	28,551.06	USD	3764	PROPCO-PRPACT-OV-25480684-ELLISON CORP
1093100_100000493	SA	9	10/24/2013	10/24/2013	40	7,844,222.32	nets		CAD	7,844,222.32	CAD	7,556,326.29	USD	H297	CTAX Pd 8 GST paid from 1148
1093100_100000493	SA	9	10/24/2013	10/24/2013	50	-7,844,222.32	nets		CAD	-7,844,222.32	CAD	-7,556,326.29	USD	H297	CTAX Pd 8 GST paid to 2006
1093100_100000496	SA	9	10/25/2013	10/25/2013	40	59,867.48	26		CAD	59,867.48	CAD	57,842.98	USD	3590	PROPCO-PRPACT-OV-25480820-RELIANCE CONSTRUCTION
1093100_100000496	SA	9	10/25/2013	10/25/2013	50	-16,903,141.28	26		CAD	-16,903,141.28	CAD	-16,220,268.00	USD	3590	PROPCO-PRPACT-OV-25480820-RELIANCE CONSTRUCTION
1093100_100000496	ZI	9	10/25/2013	9/15/2013	40	2,795.99	26		CAD	2,795.99	CAD	2,701.44	USD	3592	PROPCO-PRPACT-OV-25480816-DVICO LIMITED
1093100_100000496	ZI	9	10/25/2013	9/15/2013	40	41,951.55	26		CAD	41,951.55	CAD	40,532.90	USD	3637	PROPCO-PRPACT-OV-25480821-AECON BUILDINGS
1093100_100000496	ZI	9	10/25/2013	9/15/2013	40	75,014.81	26		CAD	75,014.81	CAD	72,478.08	USD	3677	PROPCO-PRPACT-OV-25480823-ELLISON CORPORATION
1093100_100000496	ZI	9	10/25/2013	9/15/2013	40	10,379.10	26		CAD	10,379.10	CAD	10,028.12	USD	3690	PROPCO-PRPACT-OV-25480817-ELLISON CORPORATION
1093100_100000496	ZI	9	10/25/2013	9/15/2013	40	12,449.43	26		CAD	12,449.43	CAD	12,028.43	USD	3695	PROPCO-PRPACT-OV-25480822-POMERLEAU
1093100_100000496	ZI	9	10/25/2013	9/15/2013	40	119,435.62	26		CAD	119,435.62	CAD	115,396.73	USD	3590	PROPCO-PRPACT-OV-25480820-RELIANCE CONSTRUCTION
1093100_100000497	SA	9	10/25/2013	10/25/2013	40	1,671,216.47	nets		CAD	1,671,216.47	CAD	1,603,700.67	USD	9730	CTAX Pd 8 QST paid from 1148
1093100_100000497	SA	9	10/25/2013	10/25/2013	50	-4,409,991.99	nets		CAD	-4,409,991.99	CAD	-4,231,831.87	USD	9730	CTAX Pd 8 QST reported on return
1093100_100000498	ZI	9	10/25/2013	9/15/2013	40	5,578.00	26		CAD	5,578.00	CAD	5,389.37	USD	3592	PROPCO-PRPACT-OV-25480818-DVICO LIMITED
1093100_100000498	ZI	9	10/25/2013	9/15/2013	40	7,831.69	26		CAD	7,831.69	CAD	7,586.85	USD	3695	PROPCO-PRPACT-OV-25480822-POMERLEAU
1093100_100000498	ZI	9	10/25/2013	9/15/2013	50	51,321.83	26		CAD	51,321.83	CAD	49,586.31	USD	3637	PROPCO-PRPACT-OV-25480821-AECON BUILDINGS
1093100_100000498	ZI	9	10/25/2013	9/15/2013	50	28,617.64	26		CAD	28,617.64	CAD	27,649.89	USD	3695	PROPCO-PRPACT-OV-25480822-POMERLEAU
1093100_100000498	ZI	9	10/25/2013	9/15/2013	50	6,429.38	26		CAD	6,429.38	CAD	6,211.96	USD	3592	PROPCO-PRPACT-OV-25480818-DVICO LIMITED
1093100_100000498	ZI	9	10/25/2013	9/15/2013	50	54,900.46	26		CAD	54,900.46	CAD	53,043.92	USD	3677	PROPCO-PRPACT-OV-25480823-ELLISON CORPORATION
1093100_100000498	ZI	9	10/25/2013	9/15/2013	50	2,681,469.42	26		CAD	2,681,469.42	CAD	2,590,791.71	USD	9730	PROPCO-PRPACT-OV-25480820-RELIANCE CONSTRUCTION
1093100_100000785	SA	9	10/29/2013	10/29/2013	40	1,671,216.47	nets		CAD	1,671,216.47	CAD	1,603,700.67	USD	H297	CTAX Pd 8 QST paid to 2006
1093100_100000785	SA	9	10/29/2013	10/29/2013	50	-1,671,216.47	nets		CAD	-1,671,216.47	CAD	-1,603,700.67	USD	H297	CTAX Pd 8 QST reported on 2006
1093100_100000500	ZI	9	10/30/2013	9/15/2013	40	166,925.85	26		CAD	166,925.85	CAD	161,281.01	USD	3646	PROPCO-PRPACT/O2AP02T213646
1093100_100000500	ZI	9	10/30/2013	9/15/2013	50	1,445,097.09	26		CAD	1,445,097.09	CAD	1,400,190.43	USD	3646	PROPCO-PRPACT/O2AP02T213646
1093100_100000500	ZI	9	10/30/2013	9/15/2013	40	5,508.00	26		CAD	5,508.00	CAD	5,321.74	USD	3575	PROPCO-PRPACT-OV-25480887-ELLISON CORPORATION
1093100_100000500	ZI	9	10/30/2013	9/15/2013	50	42,925.91	26		CAD	42,925.91	CAD	41,474.31	USD	3575	PROPCO-PRPACT-OV-25480886-ELLISON CORPORATION
1093100_100000500	ZI	9	10/30/2013	9/15/2013	40	91,422.95	26		CAD	91,422.95	CAD	88,331.35	USD	3610	PROPCO-PRPACT-OV-25480904-BROCCOLINI CONSTRUCTION
1093100_100000500	ZI	9	10/30/2013	9/15/2013	40	29,634.56	26		CAD	29,634.56	CAD	28,632.43	USD	3616	PROPCO-PRPACT-OV-25480877-ELLISON CORPORATION
1093100_100000500	ZI	9	10/30/2013	9/15/2013	40	6,936.76	26		CAD	6,936.76	CAD	6,702.18	USD	3695	PROPCO-PRPACT-OV-25480881-POMERLEAU
1093100_100000500	ZI	9	10/30/2013	9/15/2013	40	68,961.13	26		CAD	68,961.13	CAD	66,629.11	USD	3697	PROPCO-PRPACT-OV-25480884-POMERLEAU
1093100_100000500	ZI	9	10/30/2013	9/15/2013	40	108,472.13	26		CAD	108,472.13	CAD	104,803.99	USD	3704	PROPCO-PRPACT-OV-25480982-BROCCOLINI CONSTRUCTION
1093100_100000500	ZI	9	10/30/2013	9/15/2013	40	47,752.09	26		CAD	47,752.09	CAD	46,137.29	USD	3725	PROPCO-PRPACT-OV-25480978-RELIANCE CONSTRUCTION
1093100_100000500	ZI	9	10/30/2013	9/15/2013	40	5,740.75	26		CAD	5,740.75	CAD	5,546.62	USD	3764	PROPCO-PRPACT-OV-25480880-ELLISON CORPORATION
1093100_100000500	ZI	9	10/30/2013	9/15/2013	40	22,971.69	26		CAD	22,971.69	CAD	22,194.87	USD	3769	PROPCO-PRPACT-OV-25480881-POMERLEAU
1093100_100000500	ZI	9	10/30/2013	9/15/2013	40	516.45	26		CAD	516.45	CAD	500.92	USD	3769	PROPCO-PRPACT-OV-25480876-POMERLEAU
1093100_100000500	ZI	9	10/30/2013	9/15/2013	40	56,421.78	26		CAD	56,421.78	CAD	54,513.80	USD	7000	PROPCO-PRPACT-OV-25480879-BROCCOLINI CONSTRUCTION
1093100_100000500	ZI	9	10/30/2013	9/15/2013	40	74,518.74	26		CAD	74,518.74	CAD	71,998.78	USD	7001	PROPCO-PRPACT-OV-25480870-ELLISON CORPORATION
1093100_100000500	ZI	9	10/30/2013	9/15/2013	40	182,388.80	26		CAD	182,388.80	CAD	176,221.06	USD	3610	PROPCO-PRPACT-OV-25480904-BROCCOLINI CONSTRUCTION
1093100_100000500	ZI	9	10/30/2013	9/15/2013	40	211.07	26		CAD	211.07	CAD	203.93	USD	3695	PROPCO-PRPACT-OV-25480881-POMERLEAU
1093100_100000500	ZI	9	10/30/2013	9/15/2013	40	216,401.89	26		CAD	216,401.89	CAD	209,083.95	USD	3704	PROPCO-PRPACT-OV-25480982-BROCCOLINI CONSTRUCTION
1093100_100000500	ZI	9	10/30/2013	9/15/2013	40	95,264.82	26		CAD	95,264.82	CAD	92,434.30	USD	3725	PROPCO-PRPACT-OV-25480978-RELIANCE CONSTRUCTION
1093100_100000500	ZI	9	10/30/2013	9/15/2013	40	45,828.49	26		CAD	45,828.49	CAD	44,278.73	USD	3769	PROPCO-PRPACT-OV-25480881-POMERLEAU
1093100_100000500	ZI	9	10/30/2013	9/15/2013	40	1,034.30	26		CAD	1,034.30	CAD	1,008.95	USD	7000	PROPCO-PRPACT-OV-25480879-BROCCOLINI CONSTRUCTION
1093100_100000500	ZI	9	10/30/2013	9/15/2013	40	112,561.42	26		CAD	112,561.42	CAD</				

Account Number	Document Type	Posting Period	Posting Date	Document Date	Posting Key	Amount in doc. curr.	Cash Ref	Rollforward Ref	Document Currency	Amount in local currency	Local Currency	Amount in loc. curr. 2	Local currency 2	Profit Center	Text
2032200 100000501	ZI	9	10/30/2013	9/15/2013	50	(4,990.04)	26		CAD	(4,990.04)	CAD	7,882.29	USD	3764	PROPCO-PRPACT-OV-25480880-ELLISDON CORPORATION
1092290 100000501	ZI	9	10/30/2013	9/15/2013	40	8,165.029.16	26		k CAD	8,165.029.16	CAD	7,882.29	USD	9730	PROPCO - PRPACT - 10/30/13
1093100 100000789	ZI	9	10/31/2013	10/31/2013	40	1,493,860.58	23		CAD	1,493,860.58	CAD	1,425,711.57	USD	H297	FINRPTG/CIP PURCHASE
1092910 100000789	ZI	9	10/31/2013	10/31/2013	40	127,567.23	23		CAD	127,567.23	CAD	14,546,325.09	USD	H297	FINRPTG/CIP PURCHASE
1093100 100000789	ZI	9	10/31/2013	10/31/2013	40	15,241,639.43	23		j CAD	15,241,639.43	CAD	35,981.71	USD	3538	FINRPTG/CIP PURCHASE
1093100 100000534	ZI	10	11/6/2013	10/15/2013	40	37,248.27	26		CAD	37,248.27	CAD	5,073.15	USD	3617	PROPCO-PRPACT-OV-25481063-GRAHAM CONSTRUCT
1093100 100000534	ZI	10	11/6/2013	10/15/2013	40	55,976.53	26		CAD	55,976.53	CAD	7,917.57	USD	3623	PROPCO-PRPACT-OV-25481088-LEDCOR CONSTRUCT
1093100 100000534	ZI	10	11/6/2013	10/15/2013	40	82,523.56	26		CAD	82,523.56	CAD	11,455.90	USD	3623	PROPCO-PRPACT-OV-25481079-P C L CONSTRUCTO
1093100 100000534	ZI	10	11/6/2013	10/15/2013	40	2,878.46	26		CAD	2,878.46	CAD	2,780.58	USD	3642	PROPCO-PRPACT-OV-25481060-P C L CONSTRUCTO
1093100 100000534	ZI	10	11/6/2013	10/15/2013	40	17,207.21	26		CAD	17,207.21	CAD	16,622.11	USD	3642	PROPCO-PRPACT-OV-25481090-AECON BUILDINGS
1093100 100000534	ZI	10	11/6/2013	10/15/2013	40	5,885.25	26		CAD	5,885.25	CAD	6,625.13	USD	3650	PROPCO-PRPACT-OV-25481085-BIRD CONSTRUCTIO
1093100 100000534	ZI	10	11/6/2013	10/15/2013	40	109,098.88	26		CAD	109,098.88	CAD	105,389.18	USD	3657	PROPCO-PRPACT-OV-25481091-BIRD CONSTRUCTIO
1093100 100000534	ZI	10	11/6/2013	10/15/2013	40	9,423.71	26		CAD	9,423.71	CAD	1,032.7	USD	3657	PROPCO-PRPACT-OV-25481232-RELIANCE CONSTRU
1093100 100000534	ZI	10	11/6/2013	10/15/2013	40	4,531.67	26		CAD	4,531.67	CAD	4,377.58	USD	3665	PROPCO-PRPACT-OV-25481092-P C L CONSTRUCTO
1093100 100000534	ZI	10	11/6/2013	10/15/2013	40	11,772.74	26		CAD	11,772.74	CAD	11,372.43	USD	3665	PROPCO-PRPACT-OV-25481087-POMERLEAU
1093100 100000534	ZI	10	11/6/2013	10/15/2013	40	25,509.73	26		CAD	25,509.73	CAD	24,642.32	USD	3717	PROPCO-PRPACT-OV-25481019-LEDCOR CONSTRUCT
1093100 100000534	ZI	10	11/6/2013	10/15/2013	40	18,826.20	26		CAD	18,826.20	CAD	18,886.05	USD	3731	PROPCO-PRPACT-OV-25481086-POMERLEAU
1093100 100000534	ZI	10	11/6/2013	10/15/2013	40	25,774.76	26		CAD	25,774.76	CAD	24,898.34	USD	3739	PROPCO-PRPACT-OV-25481089-ELLISDON CORPORA
1093100 100000534	ZI	10	11/6/2013	10/15/2013	40	7,465.42	26		CAD	7,465.42	CAD	7,211.57	USD	3743	PROPCO-PRPACT-OV-25481084-RELIANCE CONSTRU
1093100 100000534	ZI	10	11/6/2013	10/15/2013	40	19,365.45	26		CAD	19,365.45	CAD	18,706.96	USD	3746	PROPCO-PRPACT-OV-25481093-ELLISDON CORPORA
1093100 100000534	ZI	10	11/6/2013	10/15/2013	40	24,876.67	26		CAD	24,876.67	CAD	24,030.79	USD	3747	PROPCO-PRPACT-OV-25481094-BIRD CONSTRUCTIO
1093100 100000534	ZI	10	11/6/2013	10/15/2013	40	20,427.15	26		CAD	20,427.15	CAD	18,157.62	USD	3755	PROPCO-PRPACT-OV-25481095-RELIANCE CONSTRU
1093100 100000534	ZI	10	11/6/2013	10/15/2013	40	18,796.77	26		CAD	18,796.77	CAD	18,157.62	USD	3657	PROPCO-PRPACT-OV-25481232-RELIANCE CONSTRU
1093100 100000534	ZI	10	11/6/2013	10/15/2013	40	4,750.29	26		CAD	4,750.29	CAD	4,588.77	USD	3695	PROPCO-PRPACT-OV-25481087-POMERLEAU
1093100 100000534	ZI	10	11/6/2013	10/15/2013	40	14,893.56	26		CAD	14,893.56	CAD	14,387.13	USD	3743	PROPCO-PRPACT-OV-25481084-RELIANCE CONSTRU
1093100 100000534	ZI	10	11/6/2013	10/15/2013	40	40,752.17	26		CAD	40,752.17	CAD	38,366.47	USD	3755	PROPCO-PRPACT-OV-25481095-RELIANCE CONSTRU
2032200 100000534	ZI	10	11/6/2013	10/15/2013	50	(47,390.49)	26		CAD	(47,390.49)	CAD	(47,390.49)	USD	3739	PROPCO-PRPACT-OV-25481089-ELLISDON CORPORA
2032200 100000534	ZI	10	11/6/2013	10/15/2013	50	(71,732.02)	26		CAD	(71,732.02)	CAD	(69,292.91)	USD	3623	PROPCO-PRPACT-OV-25481079-P C L CONSTRUCTO
2032200 100000534	ZI	10	11/6/2013	10/15/2013	50	(2,502.04)	26		CAD	(2,502.04)	CAD	(2,416.96)	USD	3623	PROPCO-PRPACT-OV-25481060-P C L CONSTRUCTO
2032200 100000534	ZI	10	11/6/2013	10/15/2013	50	46,855.21	26		CAD	46,855.21	CAD	45,261.99	USD	3695	PROPCO-PRPACT-OV-25481087-POMERLEAU
2032200 100000534	ZI	10	11/6/2013	10/15/2013	50	490,559.55	26		CAD	490,559.55	CAD	473,879.01	USD	3717	PROPCO-PRPACT-OV-25481019-LEDCOR CONSTRUCT
2032200 100000534	ZI	10	11/6/2013	10/15/2013	50	(117,550.80)	26		CAD	(117,550.80)	CAD	(113,563.71)	USD	3617	PROPCO-PRPACT-OV-25481088-LEDCOR CONSTRUCT
2032200 100000534	ZI	10	11/6/2013	10/15/2013	50	(17,297.76)	26		CAD	(17,297.76)	CAD	(16,709.58)	USD	3642	PROPCO-PRPACT-OV-25481093-ELLISDON CORPORA
2032200 100000534	ZI	10	11/6/2013	10/15/2013	50	(13,006.35)	26		CAD	(13,006.35)	CAD	(12,566.03)	USD	3747	PROPCO-PRPACT-OV-25481094-BIRD CONSTRUCTIO
2032200 100000534	ZI	10	11/6/2013	10/15/2013	50	497,533.33	26		CAD	497,533.33	CAD	480,616.66	USD	3757	PROPCO-PRPACT-OV-25481094-BIRD CONSTRUCTIO
2032200 100000534	ZI	10	11/6/2013	10/15/2013	50	812,759.41	26		CAD	812,759.41	CAD	810,685.99	USD	3650	PROPCO-PRPACT-OV-25481175-LEDCOR CONSTRUCT
2032200 100000534	ZI	10	11/6/2013	10/15/2013	50	839,222.14	26		CAD	839,222.14	CAD	817,482.67	USD	3731	PROPCO-PRPACT-OV-25481091-BIRD CONSTRUCTIO
2032200 100000534	ZI	10	11/6/2013	10/15/2013	50	121,618.06	26		CAD	121,618.06	CAD	117,482.67	USD	3731	PROPCO-PRPACT-OV-25481091-BIRD CONSTRUCTIO
1092910 100000583	ZI	10	11/8/2013	10/15/2013	40	3,843,353.07	26		k CAD	3,843,353.07	CAD	3,712,667.19	USD	9730	PROPCO-PRPACT-11/6 Payment
1093100 100000583	ZI	10	11/8/2013	10/15/2013	40	36,710.19	26		CAD	36,710.19	CAD	35,461.93	USD	3566	PROPCO-PRPACT-OV-25481295-AECON BUILDINGS
1093100 100000583	ZI	10	11/8/2013	10/15/2013	40	33,048.01	26		CAD	33,048.01	CAD	31,924.28	USD	3591	PROPCO-PRPACT-OV-25481256-ELLISDON CORPORATI
1093100 100000583	ZI	10	11/8/2013	10/15/2013	40	15,706.14	26		CAD	15,706.14	CAD	15,172.08	USD	3592	PROPCO-PRPACT-OV-25481297-DIVCO LIMITED
1093100 100000583	ZI	10	11/8/2013	10/15/2013	40	22,365.39	26		CAD	22,365.39	CAD	21,604.90	USD	3647	PROPCO-PRPACT-OV-25481300-BROCCOLINI CONSTRU
1093100 100000583	ZI	10	11/8/2013	10/15/2013	40	136,590.03	26		CAD	136,590.03	CAD	131,945.55	USD	3663	PROPCO-PRPACT-OV-25481263-LEDCOR CONSTRUCTIO
1093100 100000583	ZI	10	11/8/2013	10/15/2013	40	9,519.56	26		CAD	9,519.56	CAD	9,195.87	USD	3705	PROPCO-PRPACT-OV-25481339-BROCCOLINI CONSTRU
1093100 100000583	ZI	10	11/8/2013	10/15/2013	40	8,603.00	26		CAD	8,603.00	CAD	8,310.47	USD	3718	PROPCO-PRPACT-OV-25481262-DIVCO LIMITED
1093100 100000583	ZI	10	11/8/2013	10/15/2013	40	251,571.14	26		CAD	251,571.14	CAD	243,016.94	USD	3730	PROPCO-PRPACT-OV-25481270-BIRD CONSTRUCTION
1093100 100000583	ZI	10	11/8/2013	10/15/2013	40	130,099.89	26		CAD	130,099.89	CAD	125,676.09	USD	3732	PROPCO-PRPACT-OV-25481298-BIRD CONSTRUCTION
1093100 100000583	ZI	10	11/8/2013	10/15/2013	40	31,333.76	26		CAD	31,333.76	CAD	30,268.32	USD	3592	PROPCO-PRPACT-OV-25481297-DIVCO LIMITED
1093100 100000583	ZI	10	11/8/2013	10/15/2013	40	44,618.94	26		CAD	44,618.94	CAD	43,101.76	USD	3647	PROPCO-PRPACT-OV-25481300-BROCCOLINI CONSTRU
1093100 100000583	ZI	10	11/8/2013	10/15/2013	40	18,991.50	26		CAD	18,991.50	CAD	18,345.73	USD	3705	PROPCO-PRPACT-OV-25481339-BROCCOLINI CONSTRU
1093100 100000583	ZI	10	11/8/2013	10/15/2013	40	17,162.53	26		CAD	17,162.53	CAD	16,578.95	USD	3718	PROPCO-PRPACT-OV-25481262-DIVCO LIMITED
1093100 100000583	ZI	10	11/8/2013	10/15/2013	50	(54,824.84)	26		CAD	(54,824.84)	CAD	(52,960.63)	USD	3566	PROPCO-PRPACT-OV-25481296-AECON BUILDINGS
2032200 100000583	ZI	10	11/8/2013	10/15/2013	50	(3,080.00)	26		CAD	(3,080.00)	CAD	(2,975.27)	USD	3718	PROPCO-PRPACT-OV-25481262-DIVCO LIMITED
2032200 100000583	ZI	10	11/8/2013	10/15/2013	50	(36,116.38)	26		CAD	(36,116.38)	CAD	(34,888.31)	USD	3592	PROPCO-PRPACT-OV-25481297-DIVCO LIMITED
2032200 100000583	ZI	10	11/8/2013	10/15/2013	50	(51,393.19)	26		CAD	(51,393.19)	CAD	(49,645.66)	USD	3647	PROPCO-PRPACT-OV-25481300-BROCCOLINI CONSTRU
2032200 100000583	ZI	10	11/8/2013	10/15/2013	50	(128,604.27)	26		CAD	(128,604.27)	CAD	(124,231.33)	USD	3663	PROPCO-PRPACT-OV-25481263-LEDCOR CONSTRUCTIO
2032200 100000583	ZI	10	11/8/2013	10/15/2013	50	(21,890.24)	26		CAD	(21,890.24)	CAD	(21,145.90)	USD	3705	PROPCO-PRPACT-OV-25481339-BROCCOLINI CONSTRU
2032200 100000583	ZI	10	11/8/2013	10/15/2013	50	1,000,768.39	26		CAD	1,000,768.39	CAD	966,739.17	USD	3732	PROPCO-PRPACT-OV-25481270-BIRD CONSTRUCTION
1092910 100000583	ZI	10	11/8/2013	10/15/2013	40	5,026.811.74	26		k CAD	5,026,811.74	CAD	4,855,884.59	USD	9730	PROPCO-PRPACT-11/8 Payments
1093100 100000584	ZI	10	11/11/2013	10/15											

Account Number	Document Type	Posting period	Posting Date	Document Date	Posting Key	Amount in doc. curr.	Cash Ref	Rollforward Ref	Document currency	Amount in local currency	Local Currency	Amount in loc. curr. 2	Local currency 2	Profit Center	Text
1093100	100000586	ZI	11/14/2013	10/15/2013	40	23,435.11	26		CAD	23,435.11 CAD		22,638.24 USD	USD	3577	PROPCO-PRPACT-OV-25481456-CHANDOS CONSTRUCTION
1093100	100000586	ZI	11/14/2013	10/15/2013	40	36,044.46	26		CAD	36,044.46 CAD		34,818.84 USD	USD	3636	PROPCO-PRPACT-OV-25481342-P.C.I.L.CONSTRUCT
1093100	100000586	ZI	11/14/2013	10/15/2013	40	1,041.65	26		CAD	1,041.65 CAD		1,006.23 USD	USD	3682	PROPCO-PRPACT-OV-25481462-BIRD CONSTRUCTION
1093100	100000586	ZI	11/14/2013	10/15/2013	40	40,902.82	26		CAD	40,902.82 CAD		39,512.00 USD	USD	3696	PROPCO-PRPACT-OV-25481462-POMERLEAU
1093100	100000586	ZI	11/14/2013	10/15/2013	40	52,880.26	26		CAD	52,880.26 CAD		51,082.17 USD	USD	3713	PROPCO-PRPACT-OV-25481449-GRAHAM CONSTRUCTION
1093100	100000586	ZI	11/14/2013	10/15/2013	40	81,601.46	26		CAD	81,601.46 CAD		78,826.76 USD	USD	3696	PROPCO-PRPACT-OV-25481462-POMERLEAU
1093100	100000586	ZI	11/14/2013	10/15/2013	50	93,863.17	26		CAD	93,863.17 CAD		90,671.53 USD	USD	3696	PROPCO-PRPACT-OV-25481462-POMERLEAU
1093100	100000586	ZI	11/14/2013	10/15/2013	40	1,091,558.14	26		CAD	1,091,558.14 CAD		1,054,441.79 USD	USD	3713	PROPCO-PRPACT-OV-25481449-GRAHAM CONSTRUCTION
1093100	100000586	ZI	11/14/2013	10/15/2013	40	3,376,173.32	26		CAD	3,376,173.32 CAD		3,261,372.99 USD	USD	3713	PROPCO-PRPACT-11/15/13
1093100	100000587	ZI	11/15/2013	10/15/2013	40	19,943.82	26		CAD	19,943.82 CAD		19,265.67 USD	USD	3511	PROPCO-PRPACT-OV-25481518-AECON BUILDINGS
1093100	100000587	ZI	11/15/2013	10/15/2013	40	51,486.88	26		CAD	51,486.88 CAD		49,745.78 USD	USD	3516	PROPCO-PRPACT-OV-25481518-AECON BUILDINGS
1093100	100000604	ZI	11/15/2013	11/15/2013	40	638,787.76	26		CAD	638,787.76 CAD		610,754.14 USD	USD	C205	PMGACT/Prop. Co. GST Paid
1093100	100000587	ZI	11/15/2013	10/15/2013	40	126,568.56	26		CAD	126,568.56 CAD		122,284.16 USD	USD	3559	PROPCO-PRPACT-OV-25481505-LEDCOR CON
1093100	100000587	ZI	11/15/2013	10/15/2013	40	23,667.86	26		CAD	23,667.86 CAD		22,863.08 USD	USD	3595	PROPCO-CT-OV-25481599-BROCCOLINI CON
1093100	100000587	ZI	11/15/2013	9/15/2013	40	37,951.67	26		CAD	37,951.67 CAD		36,668.28 USD	USD	3613	PROPCO-PRPACT-OV-25480729-POMERLEAU
1093100	100000588	ZI	11/15/2013	9/15/2013	40	2,958.99	26		CAD	2,958.99 CAD		2,858.93 USD	USD	3624	PROPCO-PRPACT-OV-25480633-P.C.I.CONSTRUCTORS CAN
1093100	100000587	ZI	11/15/2013	9/15/2013	40	238,641.01	26		CAD	238,641.01 CAD		230,526.48 USD	USD	3628	PROPCO-PRPACT-OV-25481519-AECON BUILDINGS
1093100	100000588	ZI	11/15/2013	9/15/2013	40	41,963.32	26		CAD	41,963.32 CAD		40,544.27 USD	USD	3630	PROPCO-PRPACT-OV-25480656-ELLISDON CORP
1093100	100000588	ZI	11/15/2013	9/15/2013	40	148,284.41	26		CAD	148,284.41 CAD		143,269.96 USD	USD	3634	PROPCO-PRPACT-OV-25480677-AECON BUILDINGS
1093100	100000588	ZI	11/15/2013	9/15/2013	40	18,353.89	26		CAD	18,353.89 CAD		17,733.23 USD	USD	3647	PROPCO-PRPACT-OV-25480657-BROCCOLINI CON
1093100	100000587	ZI	11/15/2013	9/15/2013	40	78,647.61	26		CAD	78,647.61 CAD		75,973.35 USD	USD	3650	PROPCO-PRPACT-OV-25481522-BIRD CON
1093100	100000587	ZI	11/15/2013	10/15/2013	40	430,909.16	26		CAD	430,909.16 CAD		418,256.92 USD	USD	3666	PROPCO-PRPACT-OV-25481596-LEDCOR CON
1093100	100000587	ZI	11/15/2013	10/15/2013	40	127,194.98	26		CAD	127,194.98 CAD		122,869.96 USD	USD	3672	PROPCO-PRPACT-OV-25481698-AECON BUILDINGS
1093100	100000588	ZI	11/15/2013	9/15/2013	40	46,375.63	26		CAD	46,375.63 CAD		44,807.37 USD	USD	3699	PROPCO-PRPACT-OV-25480726-AECON BUILDINGS
1093100	100000587	ZI	11/15/2013	9/15/2013	40	27,094.57	26		CAD	27,094.57 CAD		26,173.27 USD	USD	3704	PROPCO-CT-OV-25481601-BROCCOLINI CON
1093100	100000587	ZI	11/15/2013	10/15/2013	40	10,849.52	26		CAD	10,849.52 CAD		10,480.60 USD	USD	3705	PROPCO-CT-OV-25481587-BROCCOLINI CON
1093100	100000587	ZI	11/15/2013	10/15/2013	40	34,908.13	26		CAD	34,908.13 CAD		33,721.15 USD	USD	3715	PROPCO-PRPACT-OV-25481504-LEDCOR CON
1093100	100000588	ZI	11/15/2013	9/15/2013	40	3,917.46	26		CAD	3,917.46 CAD		3,784.99 USD	USD	3717	PROPCO-PRPACT-OV-25480724-LEDCOR CON
1093100	100000588	ZI	11/15/2013	9/15/2013	40	54,807.17	26		CAD	54,807.17 CAD		52,953.79 USD	USD	3717	PROPCO-PRPACT-OV-25480631-LEDCOR CON
1093100	100000587	ZI	11/15/2013	9/15/2013	40	13,365.30	26		CAD	13,365.30 CAD		12,910.84 USD	USD	3725	PROPCO-T-OV-25481509-RELIANCE CON
1093100	100000588	ZI	11/15/2013	9/15/2013	40	12,723.46	26		CAD	12,723.46 CAD		12,293.20 USD	USD	3755	PROPCO-PRPACT-OV-25480637-RELIANCE CON
1093100	100000588	ZI	11/15/2013	9/15/2013	40	41,015.05	26		CAD	41,015.05 CAD		39,628.07 USD	USD	3764	PROPCO-PRPACT-OV-25480684-ELLISDON CORP
1093100	100000587	ZI	11/15/2013	10/15/2013	40	31,787.66	26		CAD	31,787.66 CAD		30,706.76 USD	USD	3769	PROPCO-PRPACT-OV-25481616-POMERLEAU
1093100	100000588	ZI	11/15/2013	9/15/2013	40	112.99	26		CAD	112.99 CAD		109.17 USD	USD	7001	PROPCO-PRPACT-OV-25480723-ELLISDON CORP
1093100	100000587	ZI	11/15/2013	9/15/2013	40	102,716.32	26		CAD	102,716.32 CAD		99,242.82 USD	USD	3516	PROPCO-PRPACT-OV-25480727-DIVCO LIMITED
1093100	100000587	ZI	11/15/2013	9/15/2013	40	45,873.73	26		CAD	45,873.73 CAD		44,313.88 USD	USD	3595	PROPCO-CT-OV-25481599-BROCCOLINI CON
1093100	100000587	ZI	11/15/2013	9/15/2013	40	75,713.58	26		CAD	75,713.58 CAD		73,153.22 USD	USD	3613	PROPCO-PRPACT-OV-25480729-POMERLEAU
1093100	100000604	ZI	11/15/2013	11/15/2013	40	143,345.99	26		CAD	143,345.99 CAD		137,055.16 USD	USD	C205	PMGACT/Prop. Co. GST Paid
1093100	100000587	ZI	11/15/2013	9/15/2013	40	36,615.92	26		CAD	36,615.92 CAD		35,377.70 USD	USD	3647	PROPCO-PRPACT-OV-25480657-BROCCOLINI CON
1093100	100000588	ZI	11/15/2013	10/15/2013	40	54,051.66	26		CAD	54,051.66 CAD		52,213.74 USD	USD	3704	PROPCO-CT-OV-25481601-BROCCOLINI CON
1093100	100000587	ZI	11/15/2013	10/15/2013	40	21,641.20	26		CAD	21,641.20 CAD		20,905.33 USD	USD	3705	PROPCO-CT-OV-25481597-BROCCOLINI CON
1093100	100000587	ZI	11/15/2013	10/15/2013	40	26,785.38	26		CAD	26,785.38 CAD		25,749.59 USD	USD	3725	PROPCO-T-OV-25481509-RELIANCE CON
1093100	100000588	ZI	11/15/2013	9/15/2013	40	25,383.30	26		CAD	25,383.30 CAD		24,524.93 USD	USD	3755	PROPCO-PRPACT-OV-25480637-RELIANCE CON
1093100	100000587	ZI	11/15/2013	9/15/2013	40	62,596.89	26		CAD	62,596.89 CAD		60,468.40 USD	USD	3769	PROPCO-PRPACT-OV-25481516-POMERLEAU
1093100	100000588	ZI	11/15/2013	9/15/2013	50	(118,394.06)	26		CAD	(118,394.06 CAD)		(114,390.40 USD)	USD	3516	PROPCO-CT-OV-25480727-DIVCO LIMITED
1093100	100000587	ZI	11/15/2013	9/15/2013	40	64,522.63	26		CAD	64,522.63 CAD		63,130.62 USD	USD	3595	PROPCO-CT-OV-25481599-BROCCOLINI CON
1093100	100000588	ZI	11/15/2013	9/15/2013	40	70,515.19	26		CAD	70,515.19 CAD		68,130.62 USD	USD	3613	PROPCO-PRPACT-OV-25480729-POMERLEAU
1093100	100000588	ZI	11/15/2013	9/15/2013	40	(6,575.57)	26		CAD	(6,575.57 CAD)		(6,363.21 USD)	USD	3624	PROPCO-PRPACT-OV-25480633-P.C.I.CONSTRUCTORS CAN
1093100	100000588	ZI	11/15/2013	9/15/2013	40	(77,642.25)	26		CAD	(77,642.25 CAD)		(75,016.67 USD)	USD	3634	PROPCO-PRPACT-OV-25480677-AECON BUILDINGS
1093100	100000588	ZI	11/15/2013	9/15/2013	40	73.35	26		CAD	73.35 CAD		70.87 USD	USD	3717	PROPCO-PRPACT-OV-25480724-LEDCOR CON
1093100	100000588	ZI	11/15/2013	9/15/2013	40	(93,358.90)	26		CAD	(93,358.90 CAD)		(90,201.84 USD)	USD	3717	PROPCO-PRPACT-OV-25480631-LEDCOR CONSTRUCTION
1093100	100000587	ZI	11/15/2013	10/15/2013	40	(680.56)	26		CAD	(680.56 CAD)		(657.42 USD)	USD	3769	PROPCO-PRPACT-OV-25481516-POMERLEAU
1093100	100000588	ZI	11/15/2013	9/15/2013	40	(42,204.77)	26		CAD	(42,204.77 CAD)		(40,777.56 USD)	USD	3647	PROPCO-PRPACT-OV-25480657-BROCCOLINI CON
1093100	100000588	ZI	11/15/2013	9/15/2013	40	1,023,518.10	26		CAD	1,023,518.10 CAD		988,906.38 USD	USD	3628	PROPCO-PRPACT-OV-25480747-AECON BUILDINGS
1093100	100000587	ZI	11/15/2013	9/15/2013	40	(111,048.37)	26		CAD	(111,048.37 CAD)		(107,272.38 USD)	USD	3672	PROPCO-PRPACT-OV-25481598-AECON BUILDINGS
1093100	100000588	ZI	11/15/2013	9/15/2013	40	(39,637.31)	26		CAD	(39,637.31 CAD)		(38,236.92 USD)	USD	3699	PROPCO-PRPACT-OV-25480726-AECON BUILDINGS
1093100	100000587	ZI	11/15/2013	10/15/2013	40	(24,944.07)	26		CAD	(24,944.07 CAD)		(24,095.89 USD)	USD	3705	PROPCO-CT-OV-25481597-BROCCOLINI CON
1093100	100000588	ZI	11/15/2013	9/15/2013	40	722,040.37	26		CAD	722,040.37 CAD		697,623.55 USD	USD	3743	PROPCO-PRPACT-OV-25480716-RELIANCE CONS
1093100	100000587	ZI	11/15/2013	10/15/2013	40	(62,303.73)	26		CAD	(62,303.73 CAD)		(60,185.21 USD)	USD	3704	PROPCO-CT-OV-25481601-BROCCOLINI CON
1093100	100000588	ZI	11/15/2013	9/15/2013	40	(29,550.35)	26		CAD	(29,550.35 CAD)		(28,551.06 USD)	USD	3764	PROPCO-PRPACT-OV-25480684-ELLISDON CORP
1093100	100000587	ZI	11/15/2013	10/15/2013	40	(79,226.86)	26		CAD	(79,226.86 CAD)		(76,532.90 USD)	USD	3666	PROPCO-PRPACT-OV-25481596-LEDCOR CON
1092910	100000587	ZI	11/15/2013												

Account Number	Document Type	Posting period	Posting Date	Document Date	Posting Key	Amount in doc. curr.	Cash Ref	Rollforward Ref	Document currency	Amount in local currency	Local Currency	Amount in loc.curr.2	Local currency 2	Profit Center	Text
2032200 100000593	ZI	10	11/20/2013	10/15/2013	50	(94,968.74)	26		CAD	(94,968.74) CAD	CAD	(91,739.51) USD	3717	PROPCO-PRPACT-OV-25481672-LEDGOR CONSTRUCTION	
2032200 100000593	ZI	10	11/20/2013	10/15/2013	50	(51,958.66)	26		CAD	(51,958.66) CAD	CAD	(49,612.50) USD	3610	PROPCO-PRPACT-OV-25481626-BROCCOLINI CONSTRUCTION	
2032200 100000593	ZI	10	11/20/2013	10/15/2013	50	(41,728.09)	26		CAD	(41,728.09) CAD	CAD	(40,309.21) USD	3677	PROPCO-PRPACT-OV-25481673-ELLISDON CORPORATION	
2032200 100000593	ZI	10	11/20/2013	10/15/2013	40	1,343,898.42	26		CAD	1,343,898.42 CAD	CAD	1,298,201.72 USD	3686	PROPCO-PRPACT-OV-25481671-AECOR BUILDINGS	
2032200 100000593	ZI	10	11/20/2013	10/15/2013	40	961,002.21	26		CAD	961,002.21 CAD	CAD	925,325.16 USD	3672	PROPCO-PRPACT-OV-25481629-POMERLEAU	
2032200 100000593	ZI	10	11/20/2013	10/15/2013	40	59,213.26	26		CAD	59,213.26 CAD	CAD	57,199.83 USD	3697	PROPCO-PRPACT-OV-25481629-POMERLEAU	
2032200 100000593	ZI	10	11/20/2013	10/15/2013	40	2,566,472.72	26		CAD	2,566,472.72 CAD	CAD	2,479,204.71 USD	9730	CTAX Pd 9 GST, paid to 2006	
2032200 100000593	SA	10	11/20/2013	11/20/2013	50	-1,483,860.58	26		CAD	-1,483,860.58 CAD	CAD	-1,426,937.22 USD	H297	CTAX Pd 9 GST, paid from 1148	
2032200 100000593	SA	10	11/21/2013	11/21/2013	50	127,567.23	26		CAD	127,567.23 CAD	CAD	122,038.87 USD	9730	CTAX Pd 9 GST reported on return	
2032200 100000593	SA	10	11/21/2013	11/21/2013	50	-1,865,161.78	26		CAD	-1,865,161.78 CAD	CAD	-1,784,331.56 USD	H297	CTAX Pd 9 GST reported on return	
2032200 100000597	ZI	10	11/22/2013	10/15/2013	40	-127,567.23	26		CAD	-127,567.23 CAD	CAD	-122,038.87 USD	9730	CTAX Pd 9 GST reported on return	
2032200 100000597	ZI	10	11/22/2013	10/15/2013	40	21,095.69	26		CAD	21,095.69 CAD	CAD	20,378.37 USD	3550	PROPCO-PRPACT-OV-25481777-ELLISDON CORPORATION	
2032200 100000597	ZI	10	11/22/2013	10/15/2013	40	84,899.00	26		CAD	84,899.00 CAD	CAD	82,012.17 USD	3575	PROPCO-PRPACT-OV-25481777-ELLISDON CORPORATION	
2032200 100000597	ZI	10	11/22/2013	10/15/2013	40	4,134.69	26		CAD	4,134.69 CAD	CAD	3,994.10 USD	3591	PROPCO-PRPACT-OV-25481777-ELLISDON CORPORATION	
2032200 100000597	ZI	10	11/22/2013	10/15/2013	40	2,400.59	26		CAD	2,400.59 CAD	CAD	2,318.96 USD	3614	PROPCO-PRPACT-OV-25481777-ELLISDON CORPORATION	
2032200 100000597	ZI	10	11/22/2013	10/15/2013	40	4,059.20	26		CAD	4,059.20 CAD	CAD	3,921.17 USD	3624	PROPCO-PRPACT-OV-25481777-ELLISDON CORPORATION	
2032200 100000597	ZI	10	11/22/2013	10/15/2013	40	17,120.32	26		CAD	17,120.32 CAD	CAD	16,538.18 USD	3655	PROPCO-PRPACT-OV-25481775-P C L CONSTRUCTORS	
2032200 100000597	ZI	10	11/22/2013	10/15/2013	40	5,359.92	26		CAD	5,359.92 CAD	CAD	5,177.67 USD	3665	PROPCO-PRPACT-OV-25481775-P C L CONSTRUCTORS	
2032200 100000597	ZI	10	11/22/2013	10/15/2013	40	30,885.97	26		CAD	30,885.97 CAD	CAD	29,835.75 USD	3713	PROPCO-PRPACT-OV-25481695-LEDGOR CONSTRUCTION	
2032200 100000597	ZI	10	11/22/2013	10/15/2013	40	9,494.05	26		CAD	9,494.05 CAD	CAD	9,171.22 USD	3732	PROPCO-PRPACT-OV-25481695-LEDGOR CONSTRUCTION	
2032200 100000597	ZI	10	11/22/2013	10/15/2013	40	3,965.60	26		CAD	3,965.60 CAD	CAD	3,830.76 USD	3747	PROPCO-PRPACT-OV-25481695-LEDGOR CONSTRUCTION	
2032200 100000597	ZI	10	11/22/2013	10/15/2013	40	2,636.22	26		CAD	2,636.22 CAD	CAD	2,546.58 USD	7001	PROPCO-PRPACT-OV-25481696-BIRD CONSTRUCTION CO	
2032200 100000597	ZI	10	11/22/2013	10/15/2013	50	(9,020.44)	26		CAD	(9,020.44) CAD	CAD	(8,713.72) USD	5624	PROPCO-PRPACT-OV-25481773-P C L CONSTRUCTORS	
2032200 100000597	ZI	10	11/22/2013	10/15/2013	50	(18,337.02)	26		CAD	(18,337.02) CAD	CAD	(17,713.50) USD	3550	PROPCO-PRPACT-OV-25481773-P C L CONSTRUCTORS	
2032200 100000597	ZI	10	11/22/2013	10/15/2013	50	(14,881.50)	26		CAD	(14,881.50) CAD	CAD	(14,375.48) USD	3565	PROPCO-PRPACT-OV-25481775-P C L CONSTRUCTORS	
2032200 100000597	ZI	10	11/22/2013	10/15/2013	50	1,730,202.38	26		CAD	1,730,202.38 CAD	CAD	1,671,370.15 USD	9730	PROPCO-PRPACT-11/22/13	
2032200 100000597	ZI	10	11/22/2013	10/15/2013	40	118,036.55	26		CAD	118,036.55 CAD	CAD	114,022.94 USD	3530	PROPCO-PRPACT-02AP08T213530	
2032200 100000598	ZI	10	11/25/2013	10/15/2013	40	80,339.94	26		CAD	80,339.94 CAD	CAD	77,608.13 USD	7002	PROPCO-PRPACT-02AP05T217002	
2032200 100000598	ZI	10	11/25/2013	10/15/2013	40	76,418.54	26		CAD	76,418.54 CAD	CAD	73,820.07 USD	7004	PROPCO-PRPACT-02AP05T217004	
2032200 100000598	ZI	10	11/25/2013	10/15/2013	50	(70,207.81)	26		CAD	(70,207.81) CAD	CAD	(67,820.53) USD	7004	PROPCO-PRPACT-02AP05T217002	
2032200 100000598	ZI	10	11/25/2013	10/15/2013	50	(65,315.00)	26		CAD	(65,315.00) CAD	CAD	(63,094.09) USD	7004	PROPCO-PRPACT-02AP05T217004	
2032200 100000598	ZI	10	11/25/2013	10/15/2013	40	2,142,939.19	26		CAD	2,142,939.19 CAD	CAD	2,070,072.65 USD	9730	PROPCO-PRPACT-11/25 S.A.P. Payments	
2032200 100000599	ZI	10	11/27/2013	10/15/2013	40	45,847.08	26		CAD	45,847.08 CAD	CAD	44,288.14 USD	5564	PROPCO-PRPACT-OV-25481939-CHANDOS CON	
2032200 100000599	ZI	10	11/27/2013	10/15/2013	40	30,573.61	26		CAD	30,573.61 CAD	CAD	29,534.01 USD	3590	PROPCO-PRPACT-OV-25481939-CHANDOS CON	
2032200 100000599	ZI	10	11/27/2013	10/15/2013	40	39,375.19	26		CAD	39,375.19 CAD	CAD	38,036.31 USD	3591	PROPCO-PRPACT-OV-25481937-ELLISDON CORP	
2032200 100000599	ZI	10	11/27/2013	10/15/2013	40	15,096.62	26		CAD	15,096.62 CAD	CAD	14,583.29 USD	3595	PROPCO-PRPACT-OV-25481870-BROCCOLINI CON	
2032200 100000599	ZI	10	11/27/2013	10/15/2013	40	7,716.47	26		CAD	7,716.47 CAD	CAD	7,454.09 USD	3614	PROPCO-PRPACT-OV-25481870-BROCCOLINI CON	
2032200 100000599	ZI	10	11/27/2013	10/15/2013	40	12,585.80	26		CAD	12,585.80 CAD	CAD	12,157.84 USD	3718	PROPCO-PRPACT-OV-25481880-DIVCO LIMITED	
2032200 100000599	ZI	10	11/27/2013	10/15/2013	40	13,240.48	26		CAD	13,240.48 CAD	CAD	12,790.26 USD	3761	PROPCO-PRPACT-OV-25481935-BIRD CONSTRUCT	
2032200 100000599	ZI	10	11/27/2013	10/15/2013	40	3,558.97	26		CAD	3,558.97 CAD	CAD	3,437.95 USD	3763	PROPCO-PRPACT-OV-25481940-BIRD CONSTRUCT	
2032200 100000599	ZI	10	11/27/2013	10/15/2013	40	1,648.24	26		CAD	1,648.24 CAD	CAD	1,592.19 USD	3769	PROPCO-PRPACT-OV-25481938-POMERLEAU	
2032200 100000599	ZI	10	11/27/2013	10/15/2013	40	60,921.28	26		CAD	60,921.28 CAD	CAD	58,849.77 USD	3590	PROPCO-PRPACT-OV-25481867-RELIANCE CON	
2032200 100000599	ZI	10	11/27/2013	10/15/2013	40	31,841.00	26		CAD	31,841.00 CAD	CAD	30,758.31 USD	3595	PROPCO-PRPACT-OV-25481870-BROCCOLINI CON	
2032200 100000599	ZI	10	11/27/2013	10/15/2013	40	25,108.67	26		CAD	25,108.67 CAD	CAD	24,254.90 USD	3718	PROPCO-PRPACT-OV-25481880-DIVCO LIMITED	
2032200 100000599	ZI	10	11/27/2013	10/15/2013	40	26,010.97	26		CAD	26,010.97 CAD	CAD	25,126.52 USD	3769	PROPCO-PRPACT-OV-25481938-POMERLEAU	
2032200 100000599	ZI	10	11/27/2013	10/15/2013	50	(34,887.03)	26		CAD	(34,887.03) CAD	CAD	(33,700.76) USD	3595	PROPCO-PRPACT-OV-25481870-BROCCOLINI CON	
2032200 100000599	ZI	10	11/27/2013	10/15/2013	50	(28,941.04)	26		CAD	(28,941.04) CAD	CAD	(27,956.96) USD	3718	PROPCO-PRPACT-OV-25481880-DIVCO LIMITED	
2032200 100000599	ZI	10	11/27/2013	10/15/2013	40	101,781.41	26		CAD	101,781.41 CAD	CAD	98,320.53 USD	3769	PROPCO-PRPACT-OV-25481938-POMERLEAU	
2032200 100000599	ZI	10	11/27/2013	10/15/2013	50	(68,476.02)	26		CAD	(68,476.02) CAD	CAD	(66,147.62) USD	3590	PROPCO-PRPACT-OV-25481867-RELIANCE CON	
2032200 100000599	ZI	10	11/30/2013	9/15/2013	50	2,975,313.89	26		CAD	2,975,313.89 CAD	CAD	2,874,144.02 USD	9730	PROPCO-PRPACT-11/27/13	
2032200 100000599	ZI	10	11/30/2013	9/15/2013	50	(51,486.88)	26		CAD	(51,486.88) CAD	CAD	(49,745.78) USD	3516	PROPCO-PRPACT-OV-25480727-DIVCO LIMITED	
2032200 100000599	ZI	10	11/30/2013	9/15/2013	50	(37,951.67)	26		CAD	(37,951.67) CAD	CAD	(36,688.28) USD	3613	PROPCO-PRPACT-OV-25480729-POMERLEAU	
2032200 100000599	ZI	10	11/30/2013	9/15/2013	50	(2,958.89)	26		CAD	(2,958.89) CAD	CAD	(2,868.93) USD	3624	PROPCO-PRPACT-OV-25480663-P C L CONSTRUCTORS CAN	
2032200 100000599	ZI	10	11/30/2013	9/15/2013	50	(41,963.32)	26		CAD	(41,963.32) CAD	CAD	(40,544.27) USD	3630	PROPCO-PRPACT-OV-25480656-ELLISDON CORP	
2032200 100000599	ZI	10	11/30/2013	9/15/2013	50	(148,284.41)	26		CAD	(148,284.41) CAD	CAD	(143,229.96) USD	3634	PROPCO-PRPACT-OV-25480677-AECOR BUILDINGS	
2032200 100000599	ZI	10	11/30/2013	9/15/2013	50	(18,353.89)	26		CAD	(18,353.89) CAD	CAD	(17,733.23) USD	3647	PROPCO-PRPACT-OV-25480657-BROCCOLINI CON	
2032200 100000599	ZI	10	11/30/2013	9/15/2013	50	(46,375.63)	26		CAD	(46,375.63) CAD	CAD	(44,807.37) USD	3689	PROPCO-PRPACT-OV-25480726-AECOR BUILDINGS	
2032200 100000599	ZI	10	11/30/2013	9/15/2013	50	(3,917.46)	26		CAD	(3,917.46) CAD	CAD	(3,784.99) USD	3717	PROPCO-PRPACT-OV-25480724-LEDGOR CON	
2032200 100000599	ZI	10	11/30/2013	9/15/2013	50	(54,807.17)	26		CAD	(54,807.17) CAD	CAD	(52,953.79) USD	3717	PROPCO-PRPACT-OV-25480631-LEDGOR CON	
2032200 100000599	ZI	10	11/30/2013	9/15/2013	50	(12,723.46)	26		CAD	(12,723.46) CAD	CAD	(12,293.20) USD	3755	PROPCO-PRPACT-OV-25480637-RELIANCE CON	
2032200 100000599	ZI	10	11/30/2013	9/15/2013	50	(41,015.05)	26		CAD	(41,015.05) CAD	CAD	(39,628.07) USD	3764	PROPCO-PRPACT-OV-25480684-ELLISDON CORP	
2032200 100000599	ZI	10	11/30/2013	9/15/2013	50	(112.99)	26		CAD	(112.99) CAD	CAD				

Account Number	Document Type	Posting period	Posting Date	Document Date	Posting Key	Amount in doc. curr.	Cash Ref	Rollforward Ref	Document currency	Amount in local currency	Local Currency	Amount in loc. curr. 2	Local currency 2	Profit Center	Text
2032200	100000609	ZI	11/30/2013	9/15/2013	50	(1,023,518.10)	26		CAD	(1,023,518.10)	CAD	(988,906.38)	USD	3628	PROPCO-PRPACT-OV-25480747-AECON BUILDINGS
2032200	100000609	ZI	11/30/2013	9/15/2013	40	39,637.31	26		CAD	39,637.31	CAD	39,296.92	USD	3699	PROPCO-PRPACT-OV-25480726-AECON BUILDINGS
2032200	100000609	ZI	11/30/2013	9/15/2013	50	(722,040.37)	26		CAD	(722,040.37)	CAD	(697,623.55)	USD	3743	PROPCO-PRPACT-OV-25480716-RELIANCE CONS
2032200	100000609	ZI	11/30/2013	9/15/2013	40	29,550.35	26		CAD	29,550.35	CAD	28,595.02	USD	3764	PROPCO-PRPACT-OV-25480684-ELLISON CORP
1092910	100000609	ZI	11/30/2013	9/15/2013	40	5,273,420.41	26		k	5,273,420.41	CAD	(6,095,092.18)	USD	9730	PROPCO-PRPACT - 10/23/13
1092910	100000609	ZI	11/30/2013	9/15/2013	50	(5,273,420.41)	26		k	(5,273,420.41)	CAD	126,659.36	USD	9730	PROPCO-PRPACT - 10/23/13
1093100	100000637	ZI	12/3/2013	11/15/2013	40	132,473.02	26		CAD	132,473.02	CAD	(386.14)	USD	7006	PRPACT-PROPCO-POMERLEAU-13.02990002
1093100	100000637	ZI	12/3/2013	11/15/2013	50	(403.86)	26		CAD	(403.86)	CAD	17,355.31	USD	3547	PROPCO-PRPACT-OV-25481958-ELLISON CORPORATION
1093100	100000637	ZI	12/3/2013	11/15/2013	40	18,151.92	26		CAD	18,151.92	CAD	18,154.18	USD	3572	PROPCO-PRPACT-OV-25481948-AECON BUILDINGS
1093100	100000637	ZI	12/3/2013	11/15/2013	40	18,987.46	26		CAD	18,987.46	CAD	5,699.25	USD	3577	PROPCO-PRPACT-OV-25481951-CHANDOS CONSTRUCTION
1093100	100000637	ZI	12/3/2013	11/15/2013	40	5,699.25	26		CAD	5,699.25	CAD	16,887.83	USD	3596	PROPCO-PRPACT-OV-25481960-P.C.L. CONSTRUCTORS C.
1093100	100000637	ZI	12/3/2013	11/15/2013	40	17,662.58	26		CAD	17,662.58	CAD	2,712.10	USD	3644	PROPCO-PRPACT-OV-25481952-BIRD CONSTRUCTION CO
1093100	100000637	ZI	12/3/2013	11/15/2013	40	2,856.59	26		CAD	2,856.59	CAD	106,903.97	USD	3671	PROPCO-PRPACT-OV-25481949-AECON BUILDINGS
1093100	100000637	ZI	12/3/2013	11/15/2013	40	106,903.97	26		CAD	106,903.97	CAD	10,891.42	USD	3694	PROPCO-PRPACT-OV-25481944-P.C.L. CONSTRUCTORS C
1093100	100000637	ZI	12/3/2013	11/15/2013	40	11,391.34	26		CAD	11,391.34	CAD	27,744.23	USD	3704	PROPCO-PRPACT-OV-25481953-BROCCOLINI CONSTRUCT
1093100	100000637	ZI	12/3/2013	11/15/2013	40	29,017.69	26		CAD	29,017.69	CAD	4,522.01	USD	3705	PROPCO-PRPACT-OV-25481962-BROCCOLINI CONSTRUCT
1093100	100000637	ZI	12/3/2013	11/15/2013	40	4,729.57	26		CAD	4,729.57	CAD	8,117.54	USD	3725	PROPCO-PRPACT-OV-25481957-RELIANCE CONSTRUCTIO
1093100	100000637	ZI	12/3/2013	11/15/2013	40	8,490.14	26		CAD	8,490.14	CAD	16,756.06	USD	3728	PROPCO-PRPACT-OV-25481956-GRAHAM CONSTRUCTION
1093100	100000637	ZI	12/3/2013	11/15/2013	40	17,525.16	26		CAD	17,525.16	CAD	12,168.15	USD	3731	PROPCO-PRPACT-OV-25481967-POMERLEAU
1093100	100000637	ZI	12/3/2013	11/15/2013	40	12,726.67	26		CAD	12,726.67	CAD	36,378.69	USD	3739	PROPCO-PRPACT-OV-25481961-ELLISON CORPORATION
1093100	100000637	ZI	12/3/2013	11/15/2013	40	38,378.69	26		CAD	38,378.69	CAD	10,981.88	USD	3743	PROPCO-PRPACT-OV-25481966-RELIANCE CONSTRUCTIO
1093100	100000637	ZI	12/3/2013	11/15/2013	40	11,485.95	26		CAD	11,485.95	CAD	252,685.43	USD	7006	PRPACT-PROPCO-POMERLEAU-13.02990002
1093100	100000637	ZI	12/3/2013	11/15/2013	40	264,283.69	26		CAD	264,283.69	CAD	37,607.38	USD	3547	PROPCO-PRPACT-OV-25481958-ELLISON CORPORATION
1093100	100000637	ZI	12/3/2013	11/15/2013	40	39,333.56	26		CAD	39,333.56	CAD	55,349.69	USD	3704	PROPCO-PRPACT-OV-25481953-BROCCOLINI CONSTRUCT
1093100	100000637	ZI	12/3/2013	11/15/2013	40	57,890.24	26		CAD	57,890.24	CAD	9,021.35	USD	3705	PROPCO-PRPACT-OV-25481962-BROCCOLINI CONSTRUCT
1093100	100000637	ZI	12/3/2013	11/15/2013	40	9,435.43	26		CAD	9,435.43	CAD	16,194.52	USD	3725	PROPCO-PRPACT-OV-25481957-RELIANCE CONSTRUCTIO
1093100	100000637	ZI	12/3/2013	11/15/2013	40	16,937.85	26		CAD	16,937.85	CAD	22,914.25	USD	3743	PROPCO-PRPACT-OV-25481966-RELIANCE CONSTRUCTIO
1093100	100000637	ZI	12/3/2013	11/15/2013	40	22,914.25	26		CAD	22,914.25	CAD	(281,485.25)	USD	7006	PRPACT-PROPCO-POMERLEAU-13.02990002
2032200	100000637	ZI	12/3/2013	11/15/2013	50	(294,384.51)	26		CAD	(294,384.51)	CAD	582,685.61	USD	3623	PROPCO-PRPACT-OV-25481961-ELLISON CORPORATION
2032200	100000637	ZI	12/3/2013	11/15/2013	40	609,430.88	26		CAD	609,430.88	CAD	1,681,506.71	USD	3623	PROPCO-PRPACT-OV-25481950-P.C.L. CONSTRUCTORS C
2032200	100000637	ZI	12/3/2013	11/15/2013	40	1,758,687.87	26		CAD	1,758,687.87	CAD	119,267.84	USD	3623	PROPCO-PRPACT-OV-25481942-P.C.L. CONSTRUCTORS C
2032200	100000637	ZI	12/3/2013	11/15/2013	40	124,731.78	26		CAD	124,731.78	CAD	(53,762.93)	USD	3547	PROPCO-PRPACT-OV-25481958-ELLISON CORPORATION
2032200	100000637	ZI	12/3/2013	11/15/2013	50	(37,623.93)	26		CAD	(37,623.93)	CAD	839,130.48	USD	3718	PROPCO-PRPACT-OV-25481962-BROCCOLINI CONSTRUCT
2032200	100000637	ZI	12/3/2013	11/15/2013	40	699,130.48	26		CAD	699,130.48	CAD	(10,462.77)	USD	3705	PROPCO-PRPACT-OV-25481962-BROCCOLINI CONSTRUCT
2032200	100000637	ZI	12/3/2013	11/15/2013	50	(10,943.01)	26		CAD	(10,943.01)	CAD	(2,814.32)	USD	3746	PROPCO-PRPACT-OV-25481965-ELLISON CORPORATION
2032200	100000637	ZI	12/3/2013	11/15/2013	40	(2,943.50)	26		CAD	(2,943.50)	CAD	(24,203.16)	USD	3694	PROPCO-PRPACT-OV-25481944-P.C.L. CONSTRUCTORS C
2032200	100000637	ZI	12/3/2013	11/15/2013	50	(25,314.09)	26		CAD	(25,314.09)	CAD	(63,797.86)	USD	3704	PROPCO-PRPACT-OV-25481953-BROCCOLINI CONSTRUCT
2032200	100000637	ZI	12/3/2013	11/15/2013	40	(66,726.18)	26		CAD	(66,726.18)	CAD	19,056.93	USD	9730	PROPCO-PRPACT-OV-25482035-BROCCOLINI CONSTRUCT
1093100	100000689	ZI	12/3/2013	11/15/2013	40	19,931.64	26		CAD	19,931.64	CAD	2,943,844.94	USD	9730	PRPACT-PROPCO-SAP Payments 12/3
1093100	100000689	ZI	12/3/2013	11/15/2013	40	2,943,844.94	26		CAD	2,943,844.94	CAD	2,987,883.56	USD	9730	PROPCO-PRPACT-OV-25482038-RELIANCE CONSTRUCTIO
1092910	100000689	ZI	12/3/2013	11/15/2013	40	1,135,486.38	26		CAD	1,135,486.38	CAD	60,845,710.69	USD	H297	FINRPTG/CIP PURCHASE
1092910	100000689	ZI	12/3/2013	11/15/2013	40	64,563,423.60	26		CAD	64,563,423.60	CAD	6,862,280.57	USD	H297	FINRPTG/CIP PURCHASE
1092910	100000975	ZI	12/4/2013	12/4/2013	40	7,305,583.89	26		CAD	7,305,583.89	CAD	788,934.81	USD	H297	FINRPTG/CIP PURCHASE
1093100	100000975	ZI	12/4/2013	12/4/2013	40	840,825.57	26		CAD	840,825.57	CAD	39,623.84	USD	3590	PROPCO-PRPACT-OV-25482038-RELIANCE CONSTRUCTIO
1093100	100000975	ZI	12/4/2013	12/4/2013	40	41,442.57	26		CAD	41,442.57	CAD	78,244.81	USD	3687	PROPCO-PRPACT-OV-25482022-LEDCOR CONSTRUCTION
1093100	100000975	ZI	12/4/2013	12/4/2013	40	81,836.25	26		CAD	81,836.25	CAD	50,742.01	USD	3689	PROPCO-PRPACT-OV-25482028-AECON BUILDINGS
1093100	100000975	ZI	12/6/2013	11/15/2013	40	53,071.07	26		CAD	53,071.07	CAD	187,119.95	USD	3702	PROPCO-PRPACT-OV-25482043-POMERLEAU
1093100	100000975	ZI	12/6/2013	11/15/2013	40	195,708.76	26		CAD	195,708.76	CAD	1,356.88	USD	3705	PROPCO-PRPACT-OV-25482035-BROCCOLINI CONSTRUCT
1093100	100000975	ZI	12/6/2013	11/15/2013	40	1,419.16	26		CAD	1,419.16	CAD	7,646.39	USD	3708	PROPCO-PRPACT-OV-25482054-ELLISON CORPORATION
1093100	100000975	ZI	12/6/2013	11/15/2013	40	7,997.36	26		CAD	7,997.36	CAD	12,698.53	USD	3747	PROPCO-PRPACT-OV-25482031-BIRD CONSTRUCTION CO
1093100	100000975	ZI	12/6/2013	11/15/2013	40	13,281.39	26		CAD	13,281.39	CAD	21,197.89	USD	3755	PROPCO-PRPACT-OV-25481998-RELIANCE CONSTRUCTIO
1093100	100000975	ZI	12/6/2013	11/15/2013	40	22,170.87	26		CAD	22,170.87	CAD	11,241.93	USD	3764	PROPCO-PRPACT-OV-25482041-ELLISON CORPORATION
1093100	100000975	ZI	12/6/2013	11/15/2013	40	11,757.93	26		CAD	11,757.93	CAD	11,418.33	USD	3766	PROPCO-PRPACT-OV-25482021-CHANDOS CONSTRUCTION
1093100	100000975	ZI	12/6/2013	11/15/2013	40	11,942.43	26		CAD	11,942.43	CAD	31,660.55	USD	7000	PROPCO-PRPACT-OV-25482022-BROCCOLINI CONSTRUCT
1093100	100000975	ZI	12/6/2013	11/15/2013	40	32,695.41	26		CAD	32,695.41	CAD	79,049.56	USD	3590	PROPCO-PRPACT-OV-25482038-RELIANCE CONSTRUCTIO
1093100	100000975	ZI	12/6/2013	11/15/2013	40	82,677.93	26		CAD	82,677.93	CAD	373,304.31	USD	3702	PROPCO-PRPACT-OV-25482043-POMERLEAU
1093100	100000975	ZI	12/6/2013	11/15/2013	40	390,438.98	26		CAD	390,438.98	CAD	2,061.98	USD	3705	PROPCO-PRPACT-OV-25482035-BROCCOLINI CONSTRUCT
1093100	100000975	ZI	12/6/2013	11/15/2013	40	2,831.23	26		CAD	2,831.23	CAD	42,289.83	USD	3755	PROPCO-PRPACT-OV-25482038-RELIANCE CONSTRUCTIO
1093100	100000975	ZI	12/6/2013	11/15/2013	40	44,230.93	26		CAD	44,230.93	CAD	62,364.77	USD	7000	PROPCO-PRPACT-OV-25482022-BROCCOLINI CONSTRUCT
1093100	100000975	ZI	12/6/2013	11/15/2013	40	65,227.31	26		CAD	65,227.31	CAD	923,712.57	USD	3590	PROPCO-PRPACT-OV-25481998-RELIANCE CONSTRUCTIO
1093100	100000975	ZI	12/6/2013	11/15/2013	40	966,110.98	26		CAD	966,110.98	CAD	938,256.01	USD	3687	PROPCO-PRPACT-OV-25482038-LEDCOR CONSTRUCTION

Account Number	Document Type	Posting Period	Posting Date	Document Date	Posting Key	Amount in doc. curr.	Cash Ref	Rollforward Ref	Document currency	Amount in local currency	Local Currency	Amount in loc.curr.2	Local currency 2	Profit Center	Text
10931100_100000691	ZI	11	12/11/2013	11/15/2013	40	56,141.22	26		CAD	26,149.29	CAD	24,994.00	USD	3718	PROPCO-PRPACT-OV-25482081-DIVCO LIMITED
10931100_100000691	ZI	11	12/11/2013	11/15/2013	40	52,149.79	26		CAD	52,149.79	CAD	49,861.16	USD	3718	PROPCO-PRPACT-OV-25482081-DIVCO LIMITED
20322100_100000690	ZI	11	12/11/2013	11/15/2013	50	(128,305.50)	26		CAD	(128,305.50)	CAD	(122,674.54)	USD	3646	PROPCO-PRPACT/02AP03T213646
20322100_100000690	ZI	11	12/11/2013	11/15/2013	50	(154,866.71)	26		CAD	(154,866.71)	CAD	(148,069.41)	USD	3669	PROPCO-PRPACT/04AP03T213669
20322100_100000690	ZI	11	12/11/2013	11/15/2013	50	(74,871.92)	26		CAD	(74,871.92)	CAD	(71,394.89)	USD	3718	PROPCO-PRPACT-OV-25482081-DIVCO LIMITED
20322100_100000690	ZI	11	12/11/2013	11/15/2013	50	(67,427.45)	26		CAD	(67,427.45)	CAD	(64,468.35)	USD	3548	PROPCO-PRPACT/02AP05T213548
20322100_100000691	ZI	11	12/11/2013	11/15/2013	40	570,428.28	26		CAD	570,428.28	CAD	545,394.66	USD	3592	PROPCO-PRPACT-OV-25482081-DIVCO LIMITED
20322100_100000691	ZI	11	12/11/2013	11/15/2013	40	532,375.58	26		CAD	532,375.58	CAD	509,011.93	USD	3642	PROPCO-PRPACT-OV-25482081-DIVCO LIMITED
20322100_100000691	ZI	11	12/11/2013	11/15/2013	40	813,857.05	26		CAD	813,857.05	CAD	770,140.41	USD	3705	PROPCO-PRPACT-OV-25482091-BROCCOLINI CON
10929110_100000690	ZI	11	12/11/2013	11/15/2013	40	3,180,397.90	26		m	3,180,397.90	CAD	3,040,924.08	USD	9730	PROPCO-PRPACT/12/11/13 SAP Payments
10929110_100000691	ZI	11	12/11/2013	11/15/2013	40	716,385.02	26		m	716,385.02	CAD	684,946.00	USD	9730	PROPCO-PRPACT-OV-25482093-AECON BUILDINGS
10931100_100000692	ZI	11	12/13/2013	11/15/2013	40	14,754.28	26		CAD	14,754.28	CAD	14,106.78	USD	3511	PROPCO-PRPACT-OV-25482094-AECON BUILDINGS
10931100_100000692	ZI	11	12/13/2013	11/15/2013	40	12,966.80	26		CAD	12,966.80	CAD	12,340.47	USD	3522	PROPCO-PRPACT-OV-25482129-P C L CONSTRUCTORS CAN
10931100_100000692	ZI	11	12/13/2013	11/15/2013	40	24,688.63	26		CAD	24,688.63	CAD	23,605.15	USD	3552	PROPCO-PRPACT-OV-25482129-P C L CONSTRUCTORS CAN
10931100_100000692	ZI	11	12/13/2013	11/15/2013	40	6,642.05	26		CAD	6,642.05	CAD	6,304.18	USD	3623	PROPCO-PRPACT-OV-25482095-AECON BUILDINGS
10931100_100000692	ZI	11	12/13/2013	11/15/2013	50	(63,808.77)	26		CAD	(63,808.77)	CAD	(61,008.48)	USD	3628	PROPCO-PRPACT-OV-25482127-AECON BUILDINGS
10931100_100000692	ZI	11	12/13/2013	11/15/2013	40	91,198.28	26		CAD	91,198.28	CAD	87,959.98	USD	3634	PROPCO-PRPACT-OV-25482127-AECON BUILDINGS
10931100_100000692	ZI	11	12/13/2013	11/15/2013	40	24,942.10	26		CAD	24,942.10	CAD	23,847.50	USD	3647	PROPCO-PRPACT-OV-25482128-BROCCOLINI CONSTRUCTION
10931100_100000692	ZI	11	12/13/2013	11/15/2013	40	37,785.14	26		CAD	37,785.14	CAD	36,237.28	USD	3663	PROPCO-PRPACT-OV-25482101-LEDGOR CONSTRUCTION
10931100_100000692	ZI	11	12/13/2013	11/15/2013	40	46,237.28	26		CAD	46,237.28	CAD	44,208.13	USD	3677	PROPCO-PRPACT-OV-25482085-ELLISDON CORPORATION
10931100_100000692	ZI	11	12/13/2013	11/15/2013	40	35,329.66	26		CAD	35,329.66	CAD	33,779.19	USD	3730	PROPCO-PRPACT-OV-25482092-BIRD CONSTRUCTION CO
10931100_100000692	ZI	11	12/13/2013	11/15/2013	40	3,848.11	26		CAD	3,848.11	CAD	3,679.23	USD	3737	PROPCO-PRPACT-OV-25482131-GRAHAM CONSTRUCTION
10931100_100000692	ZI	11	12/13/2013	11/15/2013	40	4,331.85	26		CAD	4,331.85	CAD	4,141.74	USD	3755	PROPCO-PRPACT-OV-25482100-RELIANCE CONSTRUCTION
10931100_100000692	ZI	11	12/13/2013	11/15/2013	40	51,283.69	26		CAD	51,283.69	CAD	49,033.07	USD	3647	PROPCO-PRPACT-OV-25482128-BROCCOLINI CONSTRUCTION
10931100_100000692	ZI	11	12/13/2013	11/15/2013	40	8,642.05	26		CAD	8,642.05	CAD	8,262.79	USD	3755	PROPCO-PRPACT-OV-25482100-RELIANCE CONSTRUCTION
20322100_100000692	ZI	11	12/13/2013	11/15/2013	50	(5,909.95)	26		CAD	(5,909.95)	CAD	(5,650.59)	USD	3634	PROPCO-PRPACT-OV-25482127-AECON BUILDINGS
20322100_100000692	ZI	11	12/13/2013	11/15/2013	40	4,832.68	26		CAD	4,832.68	CAD	4,716.21	USD	3737	PROPCO-PRPACT-OV-25482131-GRAHAM CONSTRUCTION
20322100_100000692	ZI	11	12/13/2013	11/15/2013	50	(21,460.18)	26		CAD	(21,460.18)	CAD	(20,518.39)	USD	3552	PROPCO-PRPACT-OV-25482129-P C L CONSTRUCTORS CAN
20322100_100000692	ZI	11	12/13/2013	11/15/2013	50	(55,681.42)	26		CAD	(55,681.42)	CAD	(53,237.80)	USD	3647	PROPCO-PRPACT-OV-25482128-BROCCOLINI CONSTRUCTION
20322100_100000692	ZI	11	12/13/2013	11/15/2013	50	(40,694.76)	26		CAD	(40,694.76)	CAD	(38,908.84)	USD	3677	PROPCO-PRPACT-OV-25482085-ELLISDON CORPORATION
20322100_100000692	ZI	11	12/13/2013	11/15/2013	50	1,162,152.24	26		CAD	1,162,152.24	CAD	1,111,150.44	USD	3663	PROPCO-PRPACT-OV-25482101-LEDGOR CONSTRUCTION
20322100_100000692	ZI	11	12/13/2013	11/15/2013	50	(30,196.24)	26		CAD	(30,196.24)	CAD	(28,871.06)	USD	3730	PROPCO-PRPACT-OV-25482092-BIRD CONSTRUCTION CO
10931100_100000701	ZI	11	12/15/2013	12/15/2013	40	639,626.97	26		m	639,626.97	CAD	604,448.09	USD	9730	PMGACT/Prop. Co. GST Paid
10931100_100000701	ZI	11	12/15/2013	12/15/2013	40	145,020.22	26		CAD	145,020.22	CAD	137,044.24	USD	C205	PMGACT/Prop. Co. GST Paid
10931100_100000693	ZI	11	12/18/2013	11/15/2013	40	14,798.75	26		CAD	14,798.75	CAD	14,149.30	USD	C205	PROPCO-PRPACT-OV-25482163-DIVCO LIMITED
10931100_100000693	ZI	11	12/18/2013	11/15/2013	40	12,345.46	26		CAD	12,345.46	CAD	11,803.67	USD	3610	PROPCO-PRPACT-OV-25482164-BROCCOLINI CONSTRUCT
10931100_100000693	ZI	11	12/18/2013	11/15/2013	40	19,955.07	26		CAD	19,955.07	CAD	19,079.33	USD	3650	PROPCO-PRPACT-OV-25482165-BIRD CONSTRUCTION CO
10931100_100000693	ZI	11	12/18/2013	11/15/2013	40	39,986.16	26		CAD	39,986.16	CAD	38,986.16	USD	3695	PROPCO-PRPACT-OV-25482161-POMERLEAU
10931100_100000693	ZI	11	12/18/2013	11/15/2013	40	56,378.39	26		CAD	56,378.39	CAD	53,904.19	USD	3769	PROPCO-PRPACT-OV-25482162-POMERLEAU
10931100_100000693	ZI	11	12/18/2013	11/15/2013	40	29,523.51	26		CAD	29,523.51	CAD	28,227.85	USD	3516	PROPCO-PRPACT-OV-25482163-DIVCO LIMITED
10931100_100000693	ZI	11	12/18/2013	11/15/2013	40	24,629.19	26		CAD	24,629.19	CAD	23,548.32	USD	3610	PROPCO-PRPACT-OV-25482164-BROCCOLINI CONSTRUCT
10931100_100000693	ZI	11	12/18/2013	11/15/2013	40	25,259.17	26		CAD	25,259.17	CAD	24,150.65	USD	3695	PROPCO-PRPACT-OV-25482161-POMERLEAU
10931100_100000693	ZI	11	12/18/2013	11/15/2013	40	111,264.09	26		CAD	111,264.09	CAD	106,381.19	USD	3769	PROPCO-PRPACT-OV-25482162-POMERLEAU
20322100_100000693	ZI	11	12/18/2013	11/15/2013	50	(34,029.74)	26		CAD	(34,029.74)	CAD	(32,536.32)	USD	3516	PROPCO-PRPACT-OV-25482163-DIVCO LIMITED
20322100_100000693	ZI	11	12/18/2013	11/15/2013	50	(38,344.01)	26		CAD	(38,344.01)	CAD	(36,661.26)	USD	3695	PROPCO-PRPACT-OV-25482161-POMERLEAU
20322100_100000693	ZI	11	12/18/2013	11/15/2013	50	(97,511.90)	26		CAD	(97,511.90)	CAD	(93,232.53)	USD	3769	PROPCO-PRPACT-OV-25482162-POMERLEAU
20322100_100000693	ZI	11	12/18/2013	11/15/2013	50	(28,388.37)	26		CAD	(28,388.37)	CAD	(27,142.53)	USD	3610	PROPCO-PRPACT-OV-25482164-BROCCOLINI CONSTRUCT
10929110_100000693	ZI	11	12/20/2013	11/15/2013	40	2,335,473.32	26		m	2,335,473.32	CAD	2,232,979.56	USD	9730	PROPCO-PRPACT-12/18/13 Payment
10931100_100000695	ZI	11	12/20/2013	11/15/2013	40	281,086.26	26		CAD	281,086.26	CAD	268,750.61	USD	7004	PROPCO-PRPACT-03AP02T217004
10931100_100000695	ZI	11	12/20/2013	11/15/2013	40	40,576.43	26		CAD	40,576.43	CAD	38,795.71	USD	3576	PROPCO-PRPACT-OV-25482217-POMERLEAU
10931100_100000695	ZI	11	12/20/2013	11/15/2013	40	4,002.96	26		CAD	4,002.96	CAD	3,888.43	USD	3610	PROPCO-PRPACT-OV-25482216-BROCCOLINI CONSTRUCT
10931100_100000694	SA	11	12/20/2013	12/20/2013	50	-5,176,323.67	26		CAD	-5,176,323.67	CAD	-4,854,327.47	USD	9730	CTAX - Pd 10 GST/HST ITCs Claimed
10931100_100000696	ZI	11	12/20/2013	11/15/2013	40	1,578.01	26		CAD	1,578.01	CAD	1,508.76	USD	3655	PROPCO-PRPACT-OV-25482219-BROCCOLINI CONSTRUCT
10931100_100000696	ZI	11	12/20/2013	11/15/2013	40	7,621.88	26		CAD	7,621.88	CAD	7,287.39	USD	3668	PROPCO-PRPACT-OV-25482208-P C L CONSTRUCTORS C
10931100_100000696	ZI	11	12/20/2013	11/15/2013	40	188,911.73	26		CAD	188,911.73	CAD	180,621.22	USD	3730	PROPCO-PRPACT-OV-25482211-BIRD CONSTRUCTION CO
10931100_100000696	ZI	11	12/20/2013	11/15/2013	40	11,557.71	26		CAD	11,557.71	CAD	11,050.49	USD	7000	PROPCO-PRPACT-OV-25482219-BROCCOLINI CONSTRUCT
10931100_100000696	ZI	11	12/20/2013	11/15/2013	40	79,718.58	26		CAD	79,718.58	CAD	76,220.08	USD	3576	PROPCO-PRPACT-OV-25482217-POMERLEAU
10931100_100000696	ZI	11	12/20/2013	11/15/2013	40	27,863.89	26		CAD	27,863.89	CAD	26,641.07	USD	3610	PROPCO-PRPACT-OV-25482216-BROCCOLINI CONSTRUCT
10931100_100000694	SA	11	12/20/2013	12/20/2013	50	-815,635.60	26		CAD	-815,635.60	CAD	-764,993.06	USD	9730	CTAX - Pd 10 GST ITCs Claimed
10931100_100000696	ZI	11	12/20/2013	11/15/2013	40	23,057.61	26		CAD	23,057.61	CAD	22,045.71	USD		

Account Number	Document Type	Posting period	Posting Date	Document Date	Posting Key	Amount in doc. curr.	Cash Ref	Rollforward Ref	Document currency	Amount in local currency	Local Currency	Amount in loc.curr.2	Local currency 2	Profit Center	Text
1093100100000698	ZI	11	12/26/2013	11/15/2013	40	10,597.93	26		CAD	10,597.93	CAD	10,132.83	USD	3645	PROPCO-PRPACT-OV-25482343-BIRD CONSTRUCTION
1093100100000698	ZI	11	12/26/2013	11/15/2013	40	9,227.91	26		CAD	9,227.91	CAD	217.91	USD	3657	PROPCO-PRPACT-OV-25482342-RELIANCE CONSTRUCTION
1093100100000698	ZI	11	12/26/2013	11/15/2013	40	15,925.28	26		CAD	15,925.28	CAD	15,226.39	USD	3738	PROPCO-PRPACT-OV-25482339-BIRD CONSTRUCTION
1093100100000698	ZI	11	12/26/2013	11/15/2013	40	757.61	26		CAD	757.61	CAD	734.36	USD	3769	PROPCO-PRPACT-OV-25482336-POMERLEAU
1093100100000698	ZI	11	12/26/2013	11/15/2013	40	454.66	26		CAD	454.66	CAD	424.71	USD	3657	PROPCO-PRPACT-OV-25482342-RELIANCE CONSTRUCTION
1093100100000698	ZI	11	12/26/2013	11/15/2013	40	1,511.41	26		CAD	1,511.41	CAD	1,445.08	USD	3769	PROPCO-PRPACT-OV-25482336-POMERLEAU
2032200100000698	ZI	11	12/26/2013	11/15/2013	40	79,490.67	26		CAD	79,490.67	CAD	76,002.17	USD	3769	PROPCO-PRPACT-OV-25482336-POMERLEAU
1092910100000698	ZI	11	12/26/2013	11/15/2013	40	950,802.46	26		CAD	950,802.46	CAD	909,075.87	USD	9730	PROPCO-PRPACT-OV-25482336-POMERLEAU
1093100100000699	ZI	11	12/27/2013	11/15/2013	40	22,149.56	26		CAD	22,149.56	CAD	21,777.51	USD	3693	PROPCO-PRPACT-OV-25482352-BROCOCOLINI CON
1093100100000699	ZI	11	12/27/2013	11/15/2013	40	23,409.29	26		CAD	23,409.29	CAD	22,381.96	USD	3704	PROPCO-PRPACT-OV-25482351-BROCOCOLINI CON
1093100100000699	ZI	11	12/27/2013	11/15/2013	40	19,607.55	26		CAD	19,607.55	CAD	18,747.06	USD	3765	PROPCO-PRPACT-OV-25482351-BROCOCOLINI CON
1093100100000699	ZI	11	12/27/2013	11/15/2013	40	44,188.29	26		CAD	44,188.29	CAD	42,249.06	USD	3693	PROPCO-PRPACT-OV-25482367-BROCOCOLINI CON
1093100100000699	ZI	11	12/27/2013	11/15/2013	40	46,701.48	26		CAD	46,701.48	CAD	44,661.96	USD	3704	PROPCO-PRPACT-OV-25482351-BROCOCOLINI CON
1093100100000699	ZI	11	12/27/2013	11/15/2013	40	40,062.60	26		CAD	40,062.60	CAD	38,304.43	USD	3765	PROPCO-PRPACT-OV-25482351-BROCOCOLINI CON
2032200100000699	ZI	11	12/27/2013	11/15/2013	40	640,460.10	26		CAD	640,460.10	CAD	612,353.09	USD	3693	PROPCO-PRPACT-OV-25482352-BROCOCOLINI CON
2032200100000699	ZI	11	12/27/2013	11/15/2013	40	609,468.98	26		CAD	609,468.98	CAD	582,722.04	USD	3704	PROPCO-PRPACT-OV-25482351-BROCOCOLINI CON
1092910100000699	ZI	11	12/27/2013	11/15/2013	50	(53,829.59)	26		CAD	(53,829.59)	CAD	(51,467.24)	USD	9730	PROPCO-PRPACT-OV-25482367-BROCOCOLINI CON
1092910100000700	AB	11	12/30/2013	12/30/2013	50	1,314,419.49	26		CAD	1,314,419.49	CAD	1,256,735.34	USD	9730	PROPCO-PRPACT-12/27/13
1093100100000702	ZI	11	12/31/2013	11/15/2013	40	58,346.62	26		CAD	58,346.62	CAD	(11,216.88)	USD	3507	PROPCO-PRPACT-12/27/13
2032200100000702	ZI	11	12/31/2013	11/15/2013	50	(122,527.90)	26		CAD	(122,527.90)	CAD	55,786.04	USD	3561	PROPCO-PRPACT-12/27/13
1092910100000705	ZI	11	12/31/2013	11/15/2013	40	1,166,932.46	26		CAD	1,166,932.46	CAD	1,115,720.87	USD	9730	PROPCO-PRPACT-12/27/13
1093100100000705	ZI	11	12/20/14	11/15/2013	40	19,690.62	26		CAD	19,690.62	CAD	18,731.06	USD	3710	PROPCO-PRPACT-12/27/13
1092910100000705	ZI	11	1/2/2014	11/15/2013	40	392,088.07	26		CAD	392,088.07	CAD	374,881.03	USD	9730	PROPCO-PRPACT-12/27/13
1093100100000778	AB	11	1/2/2014	8/26/2013	40	9,236,253.48	nets		CAD	9,236,253.48	CAD	8,801,461.29	USD	8297	CTAX Pd 6 GST HST Paid to 2006
1093100100000979	SA	11	1/2/2014	8/27/2013	50	(9,236,253.48)	nets		CAD	(9,236,253.48)	CAD	-8,798,107.72	USD	8297	CTAX Pd Period 6
1092910100000801	ZI	12	1/10/2014	12/15/2013	40	362,767.12	13		CAD	362,767.12	CAD	342,815.27	USD	9730	PROPCO-PRPACT-1/8/14
1092910100000802	ZI	12	1/10/2014	12/15/2013	40	1,291,335.60	13		CAD	1,291,335.60	CAD	1,220,313.36	USD	9730	PROPCO-PRPACT-1/10/14
1093100100000801	ZI	12	1/10/2014	12/15/2013	40	29,323.49	13		CAD	29,323.49	CAD	27,710.73	USD	3630	PROPCO-PRPACT-OV-25482423-ELLSDON CORPORATION
1093100100000802	ZI	12	1/10/2014	12/15/2013	40	24,794.77	13		CAD	24,794.77	CAD	23,431.08	USD	3714	PROPCO-PRPACT-OV-25482448-GRAMHAM CON
1093100100000801	ZI	12	1/10/2014	12/15/2013	40	24,384.68	13		CAD	24,384.68	CAD	23,043.55	USD	3742	PROPCO-PRPACT-OV-25482424-LEDCOR CONSTRUCTION
1093100100000802	ZI	12	1/10/2014	12/15/2013	40	39,771.99	13		CAD	39,771.99	CAD	37,584.57	USD	3770	PROPCO-PRPACT-OV-25482450-CHANDOS CON
1092910100000807	ZI	12	1/13/2014	12/15/2013	40	1,607,230.62	13		CAD	1,607,230.62	CAD	1,518,934.47	USD	9730	PROPCO-PRPACT-1.13.14 Payments
1092910100000848	ZI	12	1/13/2014	12/15/2013	40	1,851,468.38	13		CAD	1,851,468.38	CAD	1,749,639.38	USD	9730	PROPCO-PRPACT-1.15.14 Payments
1093100100000848	ZI	12	1/13/2014	12/15/2013	40	18,029.14	13		CAD	18,029.14	CAD	17,037.55	USD	3516	PROPCO-PRPACT-OV-25482479-DIVCO LIMITED
1093100100000848	ZI	12	1/13/2014	12/15/2013	50	(5,275.89)	13		CAD	(5,275.89)	CAD	(4,985.72)	USD	3616	PROPCO-PRPACT-OV-25482473-ELLSDON CORPORATIO
1093100100000807	ZI	12	1/13/2014	12/15/2013	40	37,762.73	13		CAD	37,762.73	CAD	35,685.82	USD	3617	PROPCO-PRPACT-OV-25482457-LEDCOR CONSTRUCTION
1093100100000848	ZI	12	1/13/2014	12/15/2013	40	14,365.31	13		CAD	14,365.31	CAD	13,575.23	USD	3648	PROPCO-PRPACT-OV-25482470-P. C. L. CONSTRUCTORS
1093100100000848	ZI	12	1/13/2014	12/15/2013	40	8,259.75	13		CAD	8,259.75	CAD	7,805.47	USD	3690	PROPCO-PRPACT-OV-25482472-ELLSDON CORPORATIO
1093100100000848	ZI	12	1/13/2014	12/15/2013	40	11,772.25	13		CAD	11,772.25	CAD	11,224.79	USD	3695	PROPCO-PRPACT-OV-25482475-POMERLEAU
1093100100000848	ZI	12	1/13/2014	12/15/2013	40	26,727.81	13		CAD	26,727.81	CAD	25,257.81	USD	3696	PROPCO-PRPACT-OV-25482480-POMERLEAU
1093100100000807	ZI	12	1/13/2014	12/15/2013	40	114,351.35	13		CAD	114,351.35	CAD	108,062.13	USD	3697	PROPCO-PRPACT-OV-25482462-POMERLEAU
1093100100000848	ZI	12	1/13/2014	12/15/2013	40	4,125.68	13		CAD	4,125.68	CAD	3,986.77	USD	3715	PROPCO-PRPACT-OV-25482471-LEDCOR CONSTRUCTION
1093100100000807	ZI	12	1/13/2014	12/15/2013	40	26,289.66	13		CAD	26,289.66	CAD	24,843.75	USD	3717	PROPCO-PRPACT-OV-25482463-LEDCOR CONSTRUCTION CO
1093100100000807	ZI	12	1/13/2014	12/15/2013	40	47,208.00	13		CAD	47,208.00	CAD	44,611.60	USD	3730	PROPCO-PRPACT-OV-25482468-BIRD CONSTRUCTION CO
1093100100000807	ZI	12	1/13/2014	12/15/2013	40	54,661.47	13		CAD	54,661.47	CAD	51,655.14	USD	3732	PROPCO-PRPACT-OV-25482460-BIRD CONSTRUCTION CO
1093100100000807	ZI	12	1/13/2014	12/15/2013	40	103,310.32	13		CAD	103,310.32	CAD	97,628.35	USD	3746	PROPCO-PRPACT-OV-25482451-ELLSDON CORPORATION
1093100100000848	ZI	12	1/13/2014	12/15/2013	40	454.54	13		CAD	454.54	CAD	429.54	USD	3747	PROPCO-PRPACT-OV-25482456-BIRD CONSTRUCTION CO
1093100100000848	ZI	12	1/13/2014	12/15/2013	40	33,039.35	13		CAD	33,039.35	CAD	31,222.22	USD	3769	PROPCO-PRPACT-OV-25482479-DIVCO LIMITED
1093100100000848	ZI	12	1/13/2014	12/15/2013	40	4,873.85	13		CAD	4,873.85	CAD	4,605.79	USD	3516	PROPCO-PRPACT-OV-25482475-POMERLEAU
1093100100000848	ZI	12	1/13/2014	12/15/2013	40	35,968.07	13		CAD	35,968.07	CAD	33,989.86	USD	3695	PROPCO-PRPACT-OV-25482478-POMERLEAU
1093100100000848	ZI	12	1/13/2014	12/15/2013	40	52,852.95	13		CAD	52,852.95	CAD	49,946.09	USD	3696	PROPCO-PRPACT-OV-25482480-POMERLEAU
1093100100000848	ZI	12	1/13/2014	12/15/2013	40	67,943.68	13		CAD	67,943.68	CAD	64,266.84	USD	3769	PROPCO-PRPACT-OV-25482478-POMERLEAU
2032200100000848	ZI	12	1/13/2014	12/15/2013	50	(31,923.25)	13		CAD	(31,923.25)	CAD	(30,167.50)	USD	3648	PROPCO-PRPACT-OV-25482470-P. C. L. CONSTRUCTORS
2032200100000848	ZI	12	1/13/2014	12/15/2013	50	(41,458.03)	13		CAD	(41,458.03)	CAD	(39,177.88)	USD	3516	PROPCO-PRPACT-OV-25482479-DIVCO LIMITED
2032200100000848	ZI	12	1/13/2014	12/15/2013	40	546,419.35	13		CAD	546,419.35	CAD	516,366.80	USD	3695	PROPCO-PRPACT-OV-25482475-POMERLEAU
2032200100000848	ZI	12	1/13/2014	12/15/2013	40	1,165,705.33	13		CAD	1,165,705.33	CAD	1,101,592.64	USD	3696	PROPCO-PRPACT-OV-25482480-POMERLEAU
2032200100000807	ZI	12	1/13/2014	12/15/2013	40	614,071.08	13		CAD	614,071.08	CAD	580,297.75	USD	3717	PROPCO-PRPACT-OV-25482463-LEDCOR CONSTRUCTION
2032200100000848	ZI	12	1/13/2014	12/15/2013	40	769,890.41	13		CAD	769,890.41	CAD	727,547.16	USD	3769	PROPCO-PRPACT-OV-25482478-POMERLEAU
2032200100000807	ZI	12	1/13/2014	12/15/2013	40	724,665.87	13		CAD	724,665.87	CAD	684,809.93	USD	3746	PROPCO-PRPACT-OV-25482453-ELLSDON CORPORATION
1092910100000844	ZI	12	1/14/2014	12/15/2013	50	(36,132.43)	13		CAD	(36,132.43)	CAD	(28,788.11)	USD	3697	PROPCO-PRPACT-OV-25482461-POMERLEAU
1092910100000847	ZI	12	1/14/2014	11/15/2013	50	(28,347.18)	13		CAD	(28,347.18)	CAD	(

Account Number	Document Type	Document Number	Posting period	Posting Date	Document Date	Posting Key	Amount in doc. curr.	Cash Ref	Rollforward Ref	Document currency	Amount in local currency	Local Currency	Amount in loc.curr.2	Local currency 2	Profit Center	Text
2032200 100000808	AB		12	1/14/2014	1/14/2014 50		-	13		CAD	-	CAD	(6,700.41) USD	3530		
2032200 100000809	AB		12	1/14/2014	1/14/2014 50		-	13		CAD	-	CAD	(10,385.85) USD	3559		
2032200 100000810	AB		12	1/14/2014	1/14/2014 50		-	13		CAD	-	CAD	(2,855.92) USD	3575		
2032200 100000811	AB		12	1/14/2014	1/14/2014 50		-	13		CAD	-	CAD	(9,204.05) USD	3586		
2032200 100000812	AB		12	1/14/2014	1/14/2014 50		-	13		CAD	-	CAD	4,091.52 USD	3590		
2032200 100000813	AB		12	1/14/2014	1/14/2014 50		-	13		CAD	-	CAD	(6,417.35) USD	3591		
2032200 100000814	AB		12	1/14/2014	1/14/2014 50		-	13		CAD	-	CAD	1,757.54 USD	3617		
2032200 100000815	AB		12	1/14/2014	1/14/2014 50		-	13		CAD	-	CAD	(9,022.60) USD	3628		
2032200 100000816	AB		12	1/14/2014	1/14/2014 50		675,607.36	13		CAD	675,607.36	CAD	643,781.13 USD	3630		
2032200 100000817	AB		12	1/14/2014	1/14/2014 50		(675,607.36)	13		CAD	(675,607.36)	CAD	(643,781.13) USD	3630		
2032200 100000818	AB		12	1/14/2014	1/14/2014 50		134,562.61	13		CAD	134,562.61	CAD	128,179.28 USD	3636		
2032200 100000819	AB		12	1/14/2014	1/14/2014 50		(134,562.61)	13		CAD	(134,562.61)	CAD	(128,179.28) USD	3636		
2032200 100000820	AB		12	1/14/2014	1/14/2014 50		821,502.85	13		CAD	821,502.85	CAD	787,250.19 USD	3639		
2032200 100000821	AB		12	1/14/2014	1/14/2014 50		(821,502.85)	13		CAD	(821,502.85)	CAD	(787,250.19) USD	3639		
2032200 100000822	AB		12	1/14/2014	1/14/2014 50		891,126.04	13		CAD	891,126.04	CAD	851,569.60 USD	3671		
2032200 100000823	AB		12	1/14/2014	1/14/2014 50		(891,126.04)	13		CAD	(891,126.04)	CAD	(851,569.60) USD	3671		
2032200 100000824	AB		12	1/14/2014	1/14/2014 50		803,426.57	13		CAD	803,426.57	CAD	768,372.12 USD	3728		
2032200 100000825	AB		12	1/14/2014	1/14/2014 50		(803,426.57)	13		CAD	(803,426.57)	CAD	(768,372.12) USD	3728		
2032200 100000826	AB		12	1/14/2014	1/14/2014 50		716,161.34	13		CAD	716,161.34	CAD	685,165.20 USD	3754		
2032200 100000827	AB		12	1/14/2014	1/14/2014 50		(716,161.34)	13		CAD	(716,161.34)	CAD	(685,165.20) USD	3754		
2032200 100000828	AB		12	1/14/2014	1/14/2014 50		480,198.79	13		CAD	480,198.79	CAD	462,022.28 USD	3652		
2032200 100000829	AB		12	1/14/2014	1/14/2014 50		(480,198.79)	13		CAD	(480,198.79)	CAD	(462,022.28) USD	3652		
2032200 100000830	AB		12	1/14/2014	1/14/2014 50		-	13		CAD	-	CAD	(6,115.40) USD	3657		
2032200 100000831	AB		12	1/14/2014	1/14/2014 50		-	13		CAD	-	CAD	10,505.95 USD	3663		
2032200 100000832	AB		12	1/14/2014	1/14/2014 50		-	13		CAD	-	CAD	(7,750.97) USD	3672		
2032200 100000833	AB		12	1/14/2014	1/14/2014 50		-	13		CAD	-	CAD	(6,372.32) USD	3697		
2032200 100000834	AB		12	1/14/2014	1/14/2014 50		-	13		CAD	-	CAD	3,792.89 USD	3699		
2032200 100000835	AB		12	1/14/2014	1/14/2014 40		-	13		CAD	-	CAD	1,465.64 USD	3705		
2032200 100000836	AB		12	1/14/2014	1/14/2014 40		-	13		CAD	-	CAD	2,582.51 USD	3713		
2032200 100000837	AB		12	1/14/2014	1/14/2014 40		-	13		CAD	-	CAD	294,384.50 USD	3730		PRPACT-Pomeleau Contract Transfer
2032200 100000838	AB		12	1/15/2014	1/30/2013 40		294,384.50	13		CAD	294,384.50	CAD	280,954.87 USD	3730		PRPACT-Pomeleau Contract Transfer
2032200 100000839	AB		12	1/15/2014	1/30/2013 40		(294,384.50)	13		CAD	(294,384.50)	CAD	(280,954.87) USD	3730		PRPACT-Pomeleau Contract Transfer
2032200 100000840	AB		12	1/15/2014	1/30/2013 40		775,123.35	13		CAD	775,123.35	CAD	75,232.80 USD	3730		PRPACT-Pomeleau Contract Transfer
2032200 100000841	AB		12	1/15/2014	1/30/2013 40		(775,123.35)	13		CAD	(775,123.35)	CAD	(75,232.80) USD	3730		PRPACT-Pomeleau Contract Transfer
2032200 100000842	AB		12	1/15/2014	1/30/2013 40		314,364.91	13		CAD	314,364.91	CAD	296,198.33 USD	3730		PRPACT-POPCO-Relainage Transfer
2032200 100000843	AB		12	1/15/2014	1/30/2013 40		(314,364.91)	13		CAD	(314,364.91)	CAD	(296,198.33) USD	3730		PRPACT-POPCO-Relainage Transfer
2032200 100000844	AB		12	1/15/2014	1/30/2013 40		636,544.52	13		CAD	636,544.52	CAD	581,744.21 USD	3730		PRPACT-POPCO-Relainage Transfer
2032200 100000845	AB		12	1/15/2014	1/30/2013 40		(636,544.52)	13		CAD	(636,544.52)	CAD	(581,744.21) USD	3730		PRPACT-POPCO-Relainage Transfer
2032200 100000846	AB		12	1/15/2014	1/30/2013 40		138,865.94	13		CAD	138,865.94	CAD	126,910.93 USD	3730		PRPACT-POPCO-Relainage Transfer
2032200 100000847	AB		12	1/15/2014	1/30/2013 40		(138,865.94)	13		CAD	(138,865.94)	CAD	(126,910.93) USD	3730		PRPACT-POPCO-Relainage Transfer
2032200 100000848	AB		12	1/15/2014	1/30/2013 40		25,675.99	13		CAD	25,675.99	CAD	24,807.72 USD	3730		PRPACT-Pomeleau Contract Transfer
2032200 100000849	AB		12	1/15/2014	1/30/2013 40		(25,675.99)	13		CAD	(25,675.99)	CAD	(24,807.72) USD	3730		PRPACT-Pomeleau Contract Transfer
2032200 100000850	AB		12	1/15/2014	1/30/2013 40		25,176.12	13		CAD	25,176.12	CAD	24,324.75 USD	3730		PRPACT-POPCO-Relainage Transfer
2032200 100000851	AB		12	1/15/2014	1/30/2013 40		(25,176.12)	13		CAD	(25,176.12)	CAD	(24,324.75) USD	3730		PRPACT-POPCO-Relainage Transfer
2032200 100000852	AB		12	1/15/2014	1/30/2013 40		28,546.39	13		CAD	28,546.39	CAD	27,581.05 USD	3760		PRPACT-POPCO-Relainage Transfer
2032200 100000853	AB		12	1/15/2014	1/30/2013 40		(28,546.39)	13		CAD	(28,546.39)	CAD	(27,581.05) USD	3760		PRPACT-POPCO-Relainage Transfer
2032200 100000854	AB		12	1/15/2014	1/30/2013 40		26,079.75	13		CAD	26,079.75	CAD	25,224.63 USD	3719		PRPACT-POPCO-Relainage Transfer
2032200 100000855	AB		12	1/15/2014	1/30/2013 40		(26,079.75)	13		CAD	(26,079.75)	CAD	(25,224.63) USD	3719		PRPACT-POPCO-Relainage Transfer
2032200 100000856	AB		12	1/15/2014	1/30/2013 40		636,544.52	13		CAD	636,544.52	CAD	581,744.21 USD	3730		PRPACT-POPCO-Relainage Transfer
2032200 100000857	AB		12	1/15/2014	1/30/2013 40		(636,544.52)	13		CAD	(636,544.52)	CAD	(581,744.21) USD	3730		PRPACT-POPCO-Relainage Transfer
2032200 100000858	AB		12	1/15/2014	1/30/2013 40		138,865.94	13		CAD	138,865.94	CAD	126,910.93 USD	3730		PRPACT-POPCO-Relainage Transfer
2032200 100000859	AB		12	1/15/2014	1/30/2013 40		(138,865.94)	13		CAD	(138,865.94)	CAD	(126,910.93) USD	3730		PRPACT-POPCO-Relainage Transfer
2032200 100000860	AB		12	1/15/2014	1/30/2013 40		25,675.99	13		CAD	25,675.99	CAD	24,807.72 USD	3730		PRPACT-Pomeleau Contract Transfer
2032200 100000861	AB		12	1/15/2014	1/30/2013 40		(25,675.99)	13		CAD	(25,675.99)	CAD	(24,807.72) USD	3730		PRPACT-Pomeleau Contract Transfer
2032200 100000862	AB		12	1/15/2014	1/30/2013 40		25,176.12	13		CAD	25,176.12	CAD	24,324.75 USD	3730		PRPACT-POPCO-Relainage Transfer
2032200 100000863	AB		12	1/15/2014	1/30/2013 40		(25,176.12)	13		CAD	(25,176.12)	CAD	(24,324.75) USD	3730		PRPACT-POPCO-Relainage Transfer
2032200 100000864	AB		12	1/15/2014	1/30/2013 40		28,546.39	13		CAD	28,546.39	CAD	27,581.05 USD	3760		PRPACT-POPCO-Relainage Transfer
2032200 100000865	AB		12	1/15/2014	1/30/2013 40		(28,546.39)	13		CAD	(28,546.39)	CAD	(27,581.05) USD	3760		PRPACT-POPCO-Relainage Transfer
2032200 100000866	AB		12	1/15/2014	1/30/2013 40		26,079.75	13		CAD	26,079.75	CAD	25,224.63 USD	3719		PRPACT-POPCO-Relainage Transfer
2032200 100000867	AB		12	1/15/2014	1/30/2013 40		(26,079.75)	13		CAD	(26,079.75)	CAD	(25,224.63) USD	3719		PRPACT-POPCO-Relainage Transfer
2032200 100000868	AB		12	1/15/2014	1/30/2013 40		636,544.52	13		CAD	636,544.52	CAD	581,744.21 USD	3730		PRPACT-POPCO-Relainage Transfer
2032200 100000869	AB		12	1/15/2014	1/30/2013 40		(636,544.52)	13		CAD	(636,544.52)	CAD	(581,744.21) USD	3730		PRPACT-POPCO-Relainage Transfer
2032200 100000870	AB		12	1/15/2014	1/30/2013 40		138,865.94	13		CAD	138,865.94	CAD	126,910.93 USD	3730		PRPACT-POPCO-Relainage Transfer
2032200 100000871	AB		12	1/15/2014	1/30/2013 40		(138,865.94)	13		CAD	(138,865.94)	CAD	(126,910.93) USD	3730		PRPACT-POPCO-Relainage Transfer
2032200 100000872	AB		12	1/15/2014	1/30/2013 40		25,675.99	13		CAD	25,675.99	CAD	24,807.72 USD	3730		PRPACT-Pomeleau Contract Transfer
2032200 100000873	AB		12	1/15/2014	1/30/2013 40		(25,675.99)	13		CAD	(25,675.99)	CAD	(24,807.72) USD	3730		PRPACT-Pomele

Account Number	Document Type	Posting period	Posting Date	Document Date	Posting Key	Amount in doc. curr.	Cash Ref	Rollforward Ref	Document currency	Amount in local currency	Local Currency	Amount in loc. curr. 2	Local currency 2	Profit Center	Text
1093100	100000853	ZI	1/24/2014	12/15/2013	40	11,206.73	13		CAD	11,206.73	CAD	10,590.37	USD	3663	PROPCO-PRPACT-OV-25482517-LEDCOR CONSTRUCTION
1093100	100000853	ZI	1/24/2014	12/15/2013	40	11,823.88	13		CAD	11,823.88	CAD	11,173.58	USD	3668	PROPCO-PRPACT-OV-25482512-P C L C CONSTRUCTORS
1093100	100000853	ZI	1/24/2014	12/15/2013	40	26,895.32	13		CAD	26,895.32	CAD	25,416.10	USD	3670	PROPCO-PRPACT-OV-25482516-P C L C CONSTRUCTORS
1093100	100000853	ZI	1/24/2014	12/15/2013	40	4,066.25	13		CAD	4,066.25	CAD	3,842.61	USD	3671	PROPCO-PRPACT-OV-25482514-AECON BUILDINGS
1093100	100000853	ZI	1/24/2014	12/15/2013	40	96,196.12	13		CAD	96,196.12	CAD	90,905.42	USD	3709	PROPCO-PRPACT-OV-25482520-AECON BUILDINGS
1093100	100000853	ZI	1/24/2014	12/15/2013	40	27,983.24	13		CAD	27,983.24	CAD	26,444.19	USD	3713	PROPCO-PRPACT-OV-25482519-GRAHAM CONSTRUCTION
1093100	100000853	ZI	1/24/2014	12/15/2013	40	728,907.40	13		CAD	728,907.40	CAD	688,818.18	USD	3767	PROPCO-PRPACT-OV-25482513-POMERLEAU
1093100	100000853	ZI	1/24/2014	12/15/2013	40	143,862.92	13		CAD	143,862.92	CAD	135,950.60	USD	3590	PROPCO-PRPACT-OV-25482521-RELIANCE CONSTRUCTION
1093100	100000853	ZI	1/24/2014	12/15/2013	40	37,652.23	13		CAD	37,652.23	CAD	35,581.39	USD	3637	PROPCO-PRPACT-OV-25482522-POMERLEAU
2032200	100000854	ZI	1/24/2014	12/15/2013	40	1,055,248.68	13		CAD	1,055,248.68	CAD	997,211.00	USD	3637	PROPCO-PRPACT-OV-25482523-AECON BUILDINGS
2032200	100000854	ZI	1/24/2014	12/15/2013	40	779,822.62	13		CAD	779,822.62	CAD	736,933.11	USD	3613	PROPCO-PRPACT-OV-25482522-POMERLEAU
2032200	100000853	ZI	1/24/2014	12/15/2013	50	(73,857.44)	13		CAD	(73,857.44)	CAD	(69,795.35)	USD	3709	PROPCO-PRPACT-OV-25482520-AECON BUILDINGS
1093100	100000854	ZI	1/28/2014	12/15/2013	40	4,602,258.77	13			4,602,258.77		4,348,138.89	USD	9730	PROPCO-PRPACT-17.27.14 SAP Payments
1093100	100000854	ZI	1/28/2014	12/15/2013	40	14,303.70	13		CAD	14,303.70	CAD	13,917.01	USD	3530	PRPACT-PROPCO-02AP06T213548
1093100	100000854	ZI	1/28/2014	12/15/2013	40	44,061.00	13		CAD	44,061.00	CAD	41,637.69	USD	3561	PRPACT-PROPCO-03AP04T213561
1093100	100000854	ZI	1/28/2014	12/15/2013	40	71,087.69	13		CAD	71,087.69	CAD	67,177.93	USD	3646	PRPACT-PROPCO-02AP04T213646
1093100	100000854	ZI	1/28/2014	12/15/2013	40	270,414.26	13		CAD	270,414.26	CAD	255,541.73	USD	3669	PRPACT-PROPCO-04AP04T213669
1093100	100000854	ZI	1/28/2014	12/15/2013	40	68,650.53	13		CAD	68,650.53	CAD	64,874.82	USD	7002	PRPACT-PROPCO-02AP06T217002
1093100	100000854	ZI	1/28/2014	12/15/2013	40	58,831.55	13		CAD	58,831.55	CAD	55,595.87	USD	7004	PRPACT-PROPCO-03AP03T217004
2032200	100000854	ZI	1/28/2014	12/15/2013	40	(51,315.02)	13		CAD	(51,315.02)	CAD	(48,492.74)	USD	7002	PRPACT-PROPCO-02AP06T217002
2032200	100000854	ZI	1/28/2014	12/15/2013	50	(50,283.38)	13		CAD	(50,283.38)	CAD	(47,517.84)	USD	7004	PRPACT-PROPCO-03AP03T217004
2032200	100000854	ZI	1/28/2014	12/15/2013	50	(92,528.12)	13		CAD	(92,528.12)	CAD	(87,439.16)	USD	3561	PRPACT-PROPCO-03AP06T213561
2032200	100000854	ZI	1/28/2014	12/15/2013	50	(61,791.60)	13		CAD	(61,791.60)	CAD	(58,393.12)	USD	3646	PRPACT-PROPCO-02AP04T213646
2032200	100000854	ZI	1/28/2014	12/15/2013	50	(235,052.36)	13		CAD	(235,052.36)	CAD	(222,124.70)	USD	3669	PRPACT-PROPCO-04AP04T213669
1093100	100000855	ZI	1/29/2014	12/15/2013	40	1,414,072.00	13		CAD	1,414,072.00	CAD	1,336,299.38	USD	9730	PROPCO-PRPACT-1.29.14 Payments
1093100	100000855	ZI	1/29/2014	12/15/2013	40	23,314.53	13		CAD	23,314.53	CAD	22,032.25	USD	3564	PROPCO-PRPACT-OV-25482537-CHANDOS CONSTRUCTION
1093100	100000855	ZI	1/29/2014	12/15/2013	40	28,645.08	13		CAD	28,645.08	CAD	27,069.63	USD	3610	PROPCO-PRPACT-OV-25482531-BROCCOLINI CONSTRUCT
1093100	100000855	ZI	1/29/2014	12/15/2013	40	3,314.53	13		CAD	3,314.53	CAD	2,069.63	USD	3648	PROPCO-PRPACT-OV-25482545-P C L CONSTRUCTORS C
1093100	100000855	ZI	1/29/2014	12/15/2013	40	7,702.75	13		CAD	7,702.75	CAD	7,279.11	USD	3650	PROPCO-PRPACT-OV-25482538-BIRD CONSTRUCTION CO
1093100	100000855	ZI	1/29/2014	12/15/2013	40	27,162.88	13		CAD	27,162.88	CAD	25,668.92	USD	3737	PROPCO-PRPACT-OV-25482544-GRAHAM CONSTRUCTION
1093100	100000855	ZI	1/29/2014	12/15/2013	40	56,048.64	13		CAD	56,048.64	CAD	52,968.05	USD	3610	PROPCO-PRPACT-OV-25482531-BROCCOLINI CONSTRUCT
2032200	100000855	ZI	1/29/2014	12/15/2013	40	246,983.23	13		CAD	246,983.23	CAD	233,399.39	USD	3648	PROPCO-PRPACT-OV-25482545-P C L CONSTRUCTORS C
2032200	100000855	ZI	1/29/2014	12/15/2013	40	1,076,772.85	13		CAD	1,076,772.85	CAD	1,017,551.36	USD	3516	PROPCO-PRPACT-OV-25482530-DIVCO LIMITED
2032200	100000855	ZI	1/29/2014	12/15/2013	40	30,394.25	13		CAD	30,394.25	CAD	28,722.59	USD	3737	PROPCO-PRPACT-OV-25482544-GRAHAM CONSTRUCTION
2032200	100000855	ZI	1/29/2014	12/15/2013	50	(64,778.64)	13		CAD	(64,778.64)	CAD	(61,215.88)	USD	3610	PROPCO-PRPACT-OV-25482531-BROCCOLINI CONSTRUCT
1093100	100000858	SA	1/30/2014	1/30/2014	50	-10,547,527.94			CAD	-10,547,527.94	CAD	-9,442,728.68	USD	9730	CTAX - Pd 11 GST/HST ITCs Claimed
1093100	100000858	SA	1/30/2014	1/30/2014	40	7,305,583.89			CAD	7,305,583.89	CAD	6,540,361.58	USD	9730	CTAX - Pd 11 GST/HST from 1148
1093100	100000858	SA	1/30/2014	1/30/2014	50	-2,548,357.30			CAD	-2,548,357.30	CAD	-2,281,429.99	USD	9730	CTAX - Pd 11 QST ITRs Claimed
1093100	100000858	SA	1/30/2014	1/30/2014	40	840,825.67			CAD	840,825.67	CAD	752,753.51	USD	H297	CTAX - Pd 11 QST from 1148
1093100	100000858	SA	1/30/2014	1/30/2014	50	-7,305,583.89			CAD	-7,305,583.89	CAD	-6,540,361.58	USD	H297	CTAX - GST/HST 1148 to Pd11 Return
1093100	100000882	SA	2/1/2014	1/9/2014	40	-840,825.67			CAD	-840,825.67	CAD	-752,753.51	USD	H297	FINRPT - PropLLC/PropLP GST/QST
1093100	100000882	SA	2/1/2014	1/9/2014	40	118,223.144.00			CAD	118,223.144.00	CAD	109,283,734.52	USD	C205	FINRPT - PropLLC/PropLP GST/QST
1093100	100000882	SA	2/1/2014	1/9/2014	40	27,216,417.00			CAD	27,216,417.00	CAD	25,158,455.35	USD	C205	FINRPT-FY2013 ADMIN FEE TO CANADA CO.
1093100	100000882	SA	2/1/2014	1/9/2014	40	1,062,147.67			CAD	1,062,147.67	CAD	970,101.00	USD	C205	PRPACT-PROPCO-02AP06T213548
1093100	100000882	ZI	2/5/2014	1/15/2014	40	440,190.26			CAD	440,190.26	CAD	402,294.15	USD	9730	PRPACT-PROPCO-02AP14
1093100	100000882	ZI	2/5/2014	1/15/2014	40	2,727,300.87			CAD	2,727,300.87	CAD	2,492,506.72	USD	9730	PRPACT-PROPCO-25/14
1093100	100000882	ZI	2/5/2014	1/15/2014	40	23,502.68			CAD	23,502.68	CAD	21,479.33	USD	3548	PRPACT-PROPCO-02AP06T213548
1093100	100000882	ZI	2/5/2014	1/15/2014	40	32,816.18			CAD	32,816.18	CAD	29,991.03	USD	3576	PROPCO-PRPACT-OV-25482559-BROCCOLINI CONSTRUCTION
1093100	100000882	ZI	2/5/2014	1/15/2014	40	105,250.00			CAD	105,250.00	CAD	96,189.00	USD	3595	PROPCO-PRPACT-OV-25482563-P C L CONSTRUCTORS CAN
1093100	100000882	ZI	2/5/2014	1/15/2014	40	7,070.85			CAD	7,070.85	CAD	6,482.12	USD	3624	PROPCO-PRPACT-OV-25482566-POMERLEAU
1093100	100000882	ZI	2/5/2014	1/15/2014	40	65,325.77			CAD	65,325.77	CAD	59,701.86	USD	3576	PROPCO-PRPACT-OV-25482566-POMERLEAU
1093100	100000882	ZI	2/5/2014	1/15/2014	40	206,287.25			CAD	206,287.25	CAD	188,527.92	USD	3596	PROPCO-PRPACT-OV-25482569-BROCCOLINI CONSTRUCTION
2032200	100000882	ZI	2/5/2014	1/15/2014	40	842,495.12			CAD	842,495.12	CAD	783,964.47	USD	3576	PROPCO-PRPACT-OV-25482566-POMERLEAU
2032200	100000882	ZI	2/5/2014	1/15/2014	40	1,535,826.77			CAD	1,535,826.77	CAD	1,403,606.99	USD	3595	PROPCO-PRPACT-OV-25482559-BROCCOLINI CONSTRUCTION
2032200	100000882	ZI	2/5/2014	1/15/2014	40	141,992.66			CAD	141,992.66	CAD	129,768.47	USD	3624	PRPACT-PROPCO-02AP06T213548
1093100	100000882	ZI	2/10/2014	1/15/2014	50	(44,372.52)			CAD	(44,372.52)	CAD	(40,552.48)	USD	3548	PRPACT-PROPCO-02AP06T213548
1093100	100000882	ZI	2/10/2014	1/15/2014	40	3,961,043.33			CAD	3,961,043.33	CAD	3,620,035.95	USD	9730	PROPCO-PRPACT-2.10.14 Payments
1093100	100000882	ZI	2/10/2014	1/15/2014	40	49,999.34			CAD	49,999.34	CAD	45,694.88	USD	3507	PROPCO-PRPACT-OV-25482579-BIRD CONSTRUCTION CO
1093100	100000882	ZI	2/10/2014	1/15/2014	40	33,003.38			CAD	33,003.38	CAD	30,162.11	USD	3566	PROPCO-PRPACT-OV-25482586-AECON BUILDINGS
1093100	100000882	ZI	2/10/2014	1/15/2014	40	74,383.96			CAD	74,383.96	CAD	67,980.22	USD	3699	PROPCO-PRPACT-OV-25482581-AECON BUILDINGS
1093100	100000882	ZI	2/10/2014	1/15/2014	50	(126,983.18)			CAD	(126,983.18)	CAD	(116,051.16)	USD	3717	PROPCO-PRPACT-OV-25482577-LEDCOR CONSTRUCTION
1093100	100000882	ZI	2/10/2014	1/15/2014	40	56,709.41			CAD	56,709.41	CAD	51,827.28	USD	3719	PROPCO-PRPACT-OV-25482575-CHANDOS CONSTRUCTION
1093100	100000882	ZI	2/10/2014	1/15/2014	40	8,646.24			CAD	8,646.24	CAD	7,810.49	USD	3747	PROPCO-PRPACT-OV-25482582-BIRD CONSTRUCTION CO
1093100	100000882	ZI	2/10/2014	1/15/2014	40	12,059.53			CAD	12,059.53	CAD	11,021.32	USD	3754	PROPCO-PRPACT-OV-25482573-GRAHAM CONSTRUCTION
1093100	100000882	ZI	2/10/2014	1/15/2014	40	36,711.69			CAD	36,711.69	CAD	33,551.17	USD	3754	PROPCO-PRPACT-OV-25482580-LEDCOR CONSTRUCTION
1093100	100000882	ZI	2/10/2014	1/15/2014	40	-			CAD	-	CAD	(95.35)	USD	3512	PROPCO-PRPACT-OV-25482579-BIRD CONSTRUCTION CO
2032200	100000882	ZI	2/10/2014	1/15/2014	40	-			CAD	-	CAD	(119.38)	USD	3609	PROPCO-PRPACT-OV-25482586-AECON BUILDINGS
2032200	100000882	ZI	2/10/2014	1/15/2014	50	-			CAD	-	CAD	184.38	USD	3552	PROPCO-PRPACT-OV-25482581-AECON BUILDINGS
2032200	100000882	ZI	2/10/2014	1/15/2014	40	-</									

Account Number	Document Type	Document Number	Posting Date	Posting Period	Posting Key	Document Date	Amount in doc. curr.	Cash Ref	Rollforward Ref	Document Currency	Amount in local currency	Local Currency	Amount in loc.curr.2	Local currency 2	Profit Center	Text
2032200 1000000116	AB		2/10/2014		40	2/10/2014	-		12	CAD	-	CAD	214.35	USD	3708	
2032200 100000117	AB		2/10/2014		50	2/10/2014	-		12	CAD	-	CAD	(382.04)	USD	3719	
2032200 100000118	AB		2/10/2014		40	2/10/2014	-		12	CAD	-	CAD	17,364.72	USD	3516	
2032200 1000000119	AB		2/10/2014		40	2/10/2014	-		12	CAD	-	CAD	19,442.62	USD	3637	
2032200 1000000120	AB		2/10/2014		40	2/10/2014	-		12	CAD	-	CAD	8,028.17	USD	3695	
2032200 1000000121	AB		2/10/2014		40	2/10/2014	-		12	CAD	-	CAD	19,247.36	USD	3696	
2032200 100000022	AB		2/10/2014		40	2/10/2014	853,308.66		12	CAD	853,308.66	CAD	779,847.07	USD	3566	PROPCO-PRPACT-OV-25482586-AECON BUILDINGS
2032200 100000022	ZI		2/10/2014		40	2/10/2014	79,036.87		12	CAD	79,036.87	CAD	72,232.56	USD	3717	PROPCO-PRPACT-OV-25482577-LEDCCOR CONSTRUCTION
2032200 100000022	ZI		2/10/2014		40	2/10/2014	1,493,243.61		12	CAD	1,493,243.61	CAD	1,364,689.83	USD	3610	PROPCO-PRPACT-OV-25482574-BROCOCOLINI CONSTRUCT
2032200 100000023	ZI		2/12/2014		40	2/12/2014	280,034.19		12	CAD	280,034.19	CAD	255,925.96	USD	9730	PROPCO-PRPACT-OV-25482587-AECON BUILDINGS
2032200 100000023	ZI		2/12/2014		40	2/12/2014	54,796.69		12	CAD	54,796.69	CAD	824,517.92	USD	3634	PROPCO-PRPACT-OV-25482587-AECON BUILDINGS
2032200 100000024	ZI		2/14/2014		50	2/14/2014	(9.01)		12	CAD	(9.01)	CAD	(6.23)	USD	3634	PROPCO-PRPACT-2.14 Payment
2032200 100000024	ZI		2/14/2014		50	2/14/2014	7,734.33		12	CAD	7,734.33	CAD	7,734.33	USD	3694	PROPCO-PRPACT-OV-25482602-P C L CONSTRUCTORS
2032200 100000024	ZI		2/15/2014		40	2/15/2014	154,686.58		12	CAD	154,686.58	CAD	141,369.57	USD	3694	PROPCO-PRPACT-OV-25482602-P C L CONSTRUCTORS
2032200 100000045	ZI		2/15/2014		40	2/15/2014	641,337.97		12	CAD	641,337.97	CAD	584,256.14	USD	C205	PMGACT/Prop. Co. GST Paid
2032200 100000045	ZI		2/15/2014		40	2/15/2014	146,314.65		12	CAD	146,314.65	CAD	133,292.02	USD	C205	PMGACT/Prop. Co. GST Paid
2032200 100000026	ZI		2/17/2014		40	2/17/2014	1,842,299.37		12	CAD	1,842,299.37	CAD	1,683,695.28	USD	9730	PROPCO-PRPACT-2.17.14 SAP Payments
2032200 100000026	ZI		2/17/2014		40	2/17/2014	1,300,453.45		12	CAD	1,300,453.45	CAD	1,188,497.04	USD	9730	PRPACT-PROPCO-2/17/14
2032200 100000026	ZI		2/17/2014		40	2/17/2014	43,417.53		12	CAD	43,417.53	CAD	39,679.70	USD	3561	PRPACT-PROPCO-03AP06T213561
2032200 100000026	ZI		2/17/2014		40	2/17/2014	28,431.40		12	CAD	28,431.40	CAD	25,983.73	USD	3718	PROPCO-PRPACT-OV-25482608-DIVCO LIMITED
2032200 100000026	ZI		2/17/2014		40	2/17/2014	40,935.24		12	CAD	40,935.24	CAD	37,411.11	USD	3766	PROPCO-PRPACT-OV-25482605-CHANDOS CON
2032200 100000025	ZI		2/17/2014		40	2/17/2014	102,349.37		12	CAD	102,349.37	CAD	93,538.08	USD	7002	PRPACT-PROPCO-02AP07T217002
2032200 100000026	ZI		2/17/2014		40	2/17/2014	56,720.64		12	CAD	56,720.64	CAD	51,837.54	USD	3718	PROPCO-PRPACT-OV-25482608-DIVCO LIMITED
2032200 100000025	ZI		2/17/2014		50	2/17/2014	(94,012.44)		12	CAD	(94,012.44)	CAD	(85,918.88)	USD	7002	PRPACT-PROPCO-02AP07T217002
2032200 100000025	ZI		2/17/2014		40	2/17/2014	905,676.12		12	CAD	905,676.12	CAD	827,706.20	USD	3547	PROPCO-PRPACT-OV-25482604-ELLISDON CORP
2032200 100000025	ZI		2/17/2014		40	2/17/2014	468,150.51		12	CAD	468,150.51	CAD	427,847.29	USD	3561	PRPACT-PROPCO-03AP06T213561
2032200 100000026	ZI		2/18/2014		40	2/18/2014	122,435.25		12	CAD	122,435.25	CAD	111,894.76	USD	3718	PROPCO-PRPACT-OV-25482608-DIVCO LIMITED
2032200 100000027	AB		2/20/2014		40	2/20/2014	(1,325.16)		12	CAD	(1,325.16)	CAD	(1,211.08)	USD	9730	PROPCO-PRPACT-Correct Credit Memo GST-02AP15T21368
2032200 100000027	AB		2/20/2014		40	2/20/2014	1,325.16		12	CAD	1,325.16	CAD	1,211.08	USD	3682	PROPCO-PRPACT-Correct Credit Memo GST-02AP15T21368
2032200 100000028	AB		2/20/2014		40	2/20/2014	-		12	CAD	-	CAD	39,777.31	USD	3547	
2032200 100000029	AB		2/20/2014		40	2/20/2014	-		12	CAD	-	CAD	21,328.34	USD	3561	
2032200 100000029	AB		2/20/2014		40	2/20/2014	-		12	CAD	-	CAD	41,553.43	USD	3566	
2032200 100000030	AB		2/20/2014		40	2/20/2014	-		12	CAD	-	CAD	35,611.92	USD	3576	
2032200 100000031	AB		2/20/2014		40	2/20/2014	-		12	CAD	-	CAD	70,532.51	USD	3595	
2032200 100000032	AB		2/20/2014		40	2/20/2014	-		12	CAD	-	CAD	10,908.93	USD	3613	
2032200 100000033	AB		2/20/2014		40	2/20/2014	-		12	CAD	-	CAD	6,500.33	USD	3624	
2032200 100000034	AB		2/20/2014		40	2/20/2014	-		12	CAD	-	CAD	38,245.00	USD	3634	
2032200 100000035	AB		2/20/2014		40	2/20/2014	-		12	CAD	-	CAD	14,948.33	USD	3717	
2032200 100000036	AB		2/20/2014		40	2/20/2014	-		12	CAD	-	CAD	5,943.38	USD	3718	
2032200 100000037	AB		2/20/2014		40	2/20/2014	-		12	CAD	-	CAD	698.05	USD	3737	
2032200 100000038	AB		2/20/2014		40	2/20/2014	-		12	CAD	-	CAD	12,351.65	USD	3769	
2032200 100000039	ZI		2/21/2014		40	2/21/2014	240,939.01		12	CAD	240,939.01	CAD	220,196.50	USD	9730	PRPACT-PROPCO-2/21/14
2032200 100000039	ZI		2/21/2014		40	2/21/2014	8,302.94		12	CAD	8,302.94	CAD	7,988.14	USD	3592	PROPCO-PRPACT-OV-25482607-DIVCO LIMITED
2032200 100000039	ZI		2/21/2014		40	2/21/2014	1,344.44		12	CAD	1,344.44	CAD	1,228.70	USD	3639	PROPCO-PRPACT-OV-25482612-RELIANCE CON
2032200 100000039	ZI		2/21/2014		40	2/21/2014	8,810.27		12	CAD	8,810.27	CAD	8,051.79	USD	3666	PROPCO-PRPACT-OV-25482614-LEDCCOR CON
2032200 100000039	ZI		2/21/2014		40	2/21/2014	16,564.37		12	CAD	16,564.37	CAD	15,138.34	USD	3592	PROPCO-PRPACT-OV-25482607-DIVCO LIMITED
2032200 100000039	ZI		2/21/2014		40	2/21/2014	(7,668.13)		12	CAD	(7,668.13)	CAD	107,463.24	USD	3666	PROPCO-PRPACT-OV-25482607-DIVCO LIMITED
2032200 100000039	ZI		2/25/2014		40	2/25/2014	295,430.02		12	CAD	295,430.02	CAD	264,840.90	USD	9730	PROPCO-PRPACT-OV-25482614-LEDCCOR CON
2032200 100000041	ZI		2/25/2014		40	2/25/2014	2,535,748.84		12	CAD	2,535,748.84	CAD	2,317,445.49	USD	9730	PROPCO-PRPACT-2.25.14 Payments
2032200 100000041	ZI		2/25/2014		40	2/25/2014	14,771.49		12	CAD	14,771.49	CAD	13,242.03	USD	3548	PROPCO-PRPACT-02AP07T213548
2032200 100000041	ZI		2/25/2014		40	2/25/2014	28,515.26		12	CAD	28,515.26	CAD	25,060.37	USD	3668	PROPCO-PRPACT-02AP01T213668
2032200 100000041	ZI		2/25/2014		40	2/25/2014	128,076.24		12	CAD	128,076.24	CAD	117,050.12	USD	3669	PROPCO-PRPACT-04AP05T213669
2032200 100000041	ZI		2/25/2014		40	2/25/2014	152,898.74		12	CAD	152,898.74	CAD	139,735.64	USD	7004	PROPCO-PRPACT-03AP04T217004
2032200 100000041	ZI		2/25/2014		40	2/25/2014	(130,682.68)		12	CAD	(130,682.68)	CAD	(119,432.17)	USD	7004	PROPCO-PRPACT-03AP04T217004
2032200 100000041	ZI		2/25/2014		40	2/25/2014	(30,059.88)		12	CAD	(30,059.88)	CAD	(26,947.45)	USD	3548	PROPCO-PRPACT-02AP07T213548
2032200 100000041	ZI		2/25/2014		40	2/25/2014	(111,327.54)		12	CAD	(111,327.54)	CAD	(24,879.86)	USD	3668	PROPCO-PRPACT-02AP01T213658
2032200 100000041	ZI		2/26/2014		40	2/26/2014	66,481.69		12	CAD	66,481.69	CAD	60,743.58	USD	3669	PROPCO-PRPACT-04AP05T213669
2032200 100000044	ZI		2/26/2014		40	2/26/2014	3,623.31		12	CAD	3,623.31	CAD	3,311.38	USD	3623	PROPCO-PRPACT-2.14 Payment
2032200 100000044	ZI		2/26/2014		40	2/26/2014	1,930.48		12	CAD	1,930.48	CAD	1,764.28	USD	3674	PROPCO-PRPACT-OV-25482679-P C L CONSTRUCTORS
2032200 100000046	SA		2/28/2014		50	2/28/2014	-118,223,144.00		12	CAD	-118,223,144.00	CAD	-106,334,901.96	USD	9730	PROPCO-PRPACT-OV-25482678-GRAMHAM CONSTRUCTION
2032200 100000048	SA		2/28/2014		50	2/28/2014	165,192.42		12	CAD	165,192.42	CAD	148,591.06	USD	9730	CTAX - Pd 12 GST/HST ITCS Claimed
2032200 100000048	SA		2/28/2014		50	2/28/2014	-4,273,567.37		12	CAD	-4,273,567.37	CAD	-3,843,827.46	USD	9730	CTAX - Pd 12 GST/HST ITCS Claimed
2032200 100000048	SA		2/28/2014		50	2/28/2014	-27,216,417.00		12	CAD	-27,216,417.00	CAD	-24,479,597.95	USD	9730	CTAX - Pd 12 QST ITRs Claimed
2032200 100000048	SA		2/28/2014		50	2/28/2014	103,575.54		12	CAD	103,575.54	CAD	93,160.23	USD	9730	CTAX - Pd 12 QST from 1148
2032200 1000000																

Account Number	Document Type	Document ID	Posting Date	Posting Period	Posting Key	Amount in doc. curr.	Cash Ref	Rollforward Ref	Document Currency	Amount in local currency	Local Currency	Amount in loc. curr.2	Local currency 2	Profit Center	Text
2032200 100000047	AB	2/28/2014	2/28/2014	50		(882,484.26)	12		CAD	(882,484.26)	CAD	(861,569.80)	USD	7001	CTAX - GST/HST 1148 to Pd12 Return
1093100 100000008	SA	2/28/2014	2/28/2014	50		-185,192.42			CAD	-185,192.42	CAD	-148,581.06	USD	H297	CTAX - GST 1148 to Pd12 Return
1093100 100000008	SA	2/28/2014	2/28/2014	50		-103,575.54			CAD	-103,575.54	CAD	-93,160.23	USD	H297	CTAX - GST 1148 to Pd12 Return
1093100 100000089	ZI	3/4/2014	2/15/2014	40		56,893.29	27		CAD	56,893.29	CAD	51,829.59	USD	7006	PROFCO-PRPACT-04AP04T217006
1093100 100000089	ZI	3/4/2014	2/15/2014	40		113,502.13	27		CAD	113,502.13	CAD	103,399.95	USD	7006	PROFCO-PRPACT-04AP04T217006
1093200 100000089	ZI	3/4/2014	2/15/2014	50		(146,106.61)	27		CAD	(146,106.61)	CAD	(133,102.50)	USD	7006	PROFCO-PRPACT-04AP05T217006
1093100 100000089	ZI	3/4/2014	2/15/2014	40		65,747.97	27		CAD	65,747.97	CAD	59,896.12	USD	7006	PROFCO-PRPACT-04AP05T217006
1093100 100000089	ZI	3/4/2014	2/15/2014	40		131,167.20	27		CAD	131,167.20	CAD	119,492.76	USD	7006	PROFCO-PRPACT-04AP05T217006
2032200 100000089	ZI	3/4/2014	2/15/2014	50		(126,429.52)	27		CAD	(126,429.52)	CAD	(115,176.75)	USD	7006	PROFCO-PRPACT-3.5.14 Payments
1093100 100000089	ZI	3/5/2014	2/15/2014	40		2725,361.11	27		r CAD	2,725,361.11	CAD	2,482,792.31	USD	7006	PRFAC-PROPCO-02AP06T213646
1093100 100000089	ZI	3/5/2014	2/15/2014	40		135,510.49	27		r CAD	135,510.49	CAD	123,449.48	USD	3646	PRFAC-PROPCO-02AP06T213646
2032200 100000089	ZI	3/5/2014	2/15/2014	50		(117,789.87)	27		r CAD	(117,789.87)	CAD	(107,306.07)	USD	3646	PRFAC-PROPCO-02AP06T213646
1093100 100000089	ZI	3/7/2014	2/15/2014	40		1042,369.36	27		r CAD	1,042,369.36	CAD	949,612.24	USD	7006	PROFCO-PRPACT-04AP06T213646
1093100 100000089	ZI	3/7/2014	2/15/2014	40		103,300.88	29		CAD	103,300.88	CAD	94,912.24	USD	7006	PROFCO-PRPACT-04AP06T213646
2032200 100000089	ZI	3/7/2014	2/15/2014	50		(62,950.47)	29		CAD	(62,950.47)	CAD	(57,347.61)	USD	3739	PROFCO-PRPACT-04AP06T213646
1093100 100000089	ZI	3/7/2014	2/15/2014	40		125,118.96	29		CAD	125,118.96	CAD	113,982.84	USD	3655	PROFCO-PRPACT-04AP06T213646
2032200 100000089	ZI	3/7/2014	2/15/2014	50		(110,323.48)	29		CAD	(110,323.48)	CAD	(100,504.22)	USD	3655	PROFCO-PRPACT-04AP06T213646
1093100 100000089	ZI	3/7/2014	2/15/2014	40		8,903.74	29		CAD	8,903.74	CAD	8,111.27	USD	3772	PROFCO-PRPACT-04AP06T213646
2032200 100000089	ZI	3/7/2014	2/15/2014	50		(18,366.33)	29		CAD	(18,366.33)	CAD	(16,731.65)	USD	3772	PROFCO-PRPACT-04AP06T213646
1093100 100000089	ZI	3/7/2014	2/15/2014	40		924.15	29		CAD	924.15	CAD	841.90	USD	3575	PROFCO-PRPACT-04AP06T213646
1093100 100000089	ZI	3/7/2014	2/15/2014	40		17,549.79	29		CAD	17,549.79	CAD	15,987.78	USD	3590	PROFCO-PRPACT-04AP06T213646
1093100 100000089	ZI	3/7/2014	2/15/2014	40		35,011.84	29		CAD	35,011.84	CAD	31,895.64	USD	3590	PROFCO-PRPACT-04AP06T213646
1093100 100000089	ZI	3/7/2014	2/15/2014	40		39,867.70	29		CAD	39,867.70	CAD	36,319.30	USD	3730	PROFCO-PRPACT-04AP06T213646
1093100 100000089	ZI	3/7/2014	2/15/2014	40		13,691.60	29		CAD	13,691.60	CAD	12,472.99	USD	3516	PROFCO-PRPACT-04AP06T213646
1093100 100000089	ZI	3/7/2014	2/15/2014	40		27,314.66	29		CAD	27,314.66	CAD	24,883.54	USD	3516	PROFCO-PRPACT-04AP06T213646
1093100 100000089	ZI	3/7/2014	2/15/2014	40		48,981.33	29		CAD	48,981.33	CAD	44,621.78	USD	3672	PROFCO-PRPACT-04AP06T213646
1093100 100000089	ZI	3/7/2014	2/15/2014	40		38,260.51	29		CAD	38,260.51	CAD	34,855.16	USD	3704	PROFCO-PRPACT-04AP06T213646
2032200 100000089	ZI	3/7/2014	2/15/2014	50		(76,309.61)	29		CAD	(76,309.61)	CAD	(69,517.73)	USD	3704	PROFCO-PRPACT-04AP06T213646
1093100 100000089	ZI	3/7/2014	2/15/2014	40		(87,992.00)	29		CAD	(87,992.00)	CAD	(80,160.34)	USD	3704	PROFCO-PRPACT-04AP06T213646
1092910 100000089	ZI	3/10/2014	3/10/2014	40		4,515,857.92	24		r CAD	4,515,857.92	CAD	4,113,927.23	USD	H297	FINRPTG/CIP PURCHASE
1093100 100000089	ZI	3/10/2014	3/10/2014	40		2,003,025.62	24		CAD	2,003,025.62	CAD	1,807,621.71	USD	H297	FINRPTG/CIP PURCHASE
1092910 100000089	ZI	3/10/2014	3/10/2014	40		632,262.68	24		q CAD	632,262.68	CAD	570,582.69	USD	H297	FINRPTG/CIP PURCHASE
1092910 100000089	ZI	3/10/2014	3/10/2014	40		24,258,612.84	24		q CAD	24,258,612.84	CAD	21,892,079.18	USD	H297	FINRPTG/CIP PURCHASE
1093100 100000089	ZI	3/12/2014	2/15/2014	40		2,133.90	28		CAD	2,133.90	CAD	1,943.97	USD	3766	PROFCO-PRPACT-04AP06T213646
1092910 100000089	ZI	3/12/2014	2/15/2014	40		1,325.16	28		nets CAD	1,325.16	CAD	1,211.08	USD	9730	PROFCO-PRPACT-04AP06T213646
1092910 100000089	ZI	3/12/2014	2/15/2014	40		(1,325.16)	28		nets CAD	(1,325.16)	CAD	(1,211.08)	USD	9730	PROFCO-PRPACT-04AP06T213646
1092910 100000089	ZI	3/12/2014	2/15/2014	40		1,325.16	28		nets CAD	1,325.16	CAD	1,211.08	USD	3682	PROFCO-PRPACT-04AP06T213646
1092910 100000089	ZI	3/12/2014	2/15/2014	40		(1,325.16)	28		nets CAD	(1,325.16)	CAD	(1,211.08)	USD	3682	PROFCO-PRPACT-04AP06T213646
1092910 100000089	ZI	3/12/2014	2/15/2014	40		18,752.18	28		nets CAD	18,752.18	CAD	17,083.16	USD	9730	PROFCO-PRPACT-04AP06T213646
2032200 100000089	ZI	3/12/2014	10/31/2013	50		(294,384.50)	28		r CAD	(294,384.50)	CAD	(280,954.87)	USD	9730	PRFAC-Pomerleau Contract Transfer
1093100 100000089	ZI	3/12/2014	10/31/2013	40		294,384.50	28		nets CAD	294,384.50	CAD	280,954.86	USD	7006	PRFAC-Pomerleau Contract Transfer
1093100 100000089	ZI	3/14/2014	2/15/2014	40		8,690.98	28		CAD	8,690.98	CAD	7,917.45	USD	3704	PROFCO-PRPACT-04AP06T213646
1093100 100000089	ZI	3/14/2014	2/15/2014	40		17,338.51	28		CAD	17,338.51	CAD	15,795.31	USD	3704	PROFCO-PRPACT-04AP06T213646
2032200 100000089	ZI	3/14/2014	2/15/2014	50		(9,912.48)	28		CAD	(9,912.48)	CAD	(9,140.18)	USD	3704	PROFCO-PRPACT-04AP06T213646
1093100 100000089	ZI	3/14/2014	2/15/2014	40		99,696.52	28		CAD	99,696.52	CAD	90,823.10	USD	3552	PROFCO-PRPACT-04AP06T213646
1093100 100000089	ZI	3/14/2014	2/15/2014	40		(86,363.16)	28		CAD	(86,363.16)	CAD	(78,676.47)	USD	3552	PROFCO-PRPACT-04AP06T213646
1093100 100000089	ZI	3/14/2014	2/15/2014	40		10,845.96	28		CAD	10,845.96	CAD	9,880.62	USD	3577	PROFCO-PRPACT-04AP06T213646
1093100 100000089	ZI	3/14/2014	2/15/2014	40		38,742.80	28		CAD	38,742.80	CAD	35,294.52	USD	7000	PROFCO-PRPACT-04AP06T213646
1093100 100000089	ZI	3/14/2014	2/15/2014	40		175,069.84	28		CAD	175,069.84	CAD	159,487.87	USD	3550	PROFCO-PRPACT-04AP06T213646
1093100 100000089	ZI	3/14/2014	2/15/2014	40		597,368.90	28		CAD	597,368.90	CAD	544,200.51	USD	3550	PROFCO-PRPACT-04AP06T213646
1093100 100000089	ZI	3/14/2014	2/15/2014	40		6,545.45	28		CAD	6,545.45	CAD	5,962.88	USD	3522	PROFCO-PRPACT-04AP06T213646
1092910 100000089	ZI	3/14/2014	2/15/2014	40		179,434.04	28		CAD	179,434.04	CAD	163,463.64	USD	3730	PROFCO-PRPACT-04AP06T213646
2032200 100000089	ZI	3/14/2014	2/15/2014	50		(4,336,603.94)	28		r CAD	(4,336,603.94)	CAD	(3,950,627.62)	USD	9730	PROFCO-PRPACT-04AP06T213646
1093100 100000089	ZI	3/15/2014	3/15/2014	40		1,476,461.04	29		CAD	1,476,461.04	CAD	1,329,905.46	USD	C205	PMGACT/Prop. Co. GST Paid
1093100 100000089	ZI	3/15/2014	3/15/2014	40		146,314.65	29		CAD	146,314.65	CAD	131,791.25	USD	C205	PMGACT/Prop. Co. GST Paid
1093100 100000089	ZI	3/18/2014	2/15/2014	40		5,182.43	29		CAD	5,182.43	CAD	4,721.17	USD	3614	PROFCO-PRPACT-04AP06T213646
1093100 100000089	ZI	3/18/2014	2/15/2014	40		4,422.19	29		CAD	4,422.19	CAD	4,028.60	USD	3552	PROFCO-PRPACT-04AP06T213646
2032200 100000089	ZI	3/18/2014	2/15/2014	50		(1,185,434.25)	29		CAD	(1,185,434.25)	CAD	(1,079,925.53)	USD	3552	PROFCO-PRPACT-04AP06T213646
1093100 100000089	ZI	3/18/2014	2/15/2014	40		36,882.80	29		CAD	36,882.80	CAD	33,600.07	USD	3732	PROFCO-PRPACT-04AP06T213646
1093100 100000089	ZI	3/18/2014	2/15/2014	40		176,961.55	29		CAD	176,961.55	CAD	161,211.21	USD	3709	PROFCO-PRPACT-04AP06T213646
2032200 100000089	ZI	3/18/2014	2/15/2014	50		(5,966.20)	29		CAD	(5,966.20)	CAD	(5,435.18)	USD	3709	PROFCO-PRPACT-04AP06T213646
1092910 100000089	ZI	3/18/2014	2/15/2014	40		754,623.53	29		CAD	754,623.53	CAD	687,468.80	USD	3709	PROFCO-PRPACT-04AP06T213646
1092910 100000089	ZI	3/18/2014	2/15/2014	40		1,549,548.64	29		r CAD	1,549,548.64	CAD	1,411,632.18			

Account Number	Document Type	Posting period	Posting Date	Document Date	Posting Key	Amount in doc. curr.	Cash Ref	Rollforward Ref	Document currency	Amount in local currency	Local Currency	Amount in loc. curr. 2	Local currency 2	Profit Center	Text
2032200 100000175	ZI	2	3/24/2014	3/24/2014	50	(42,183.00)	34		CAD	(42,183.00)	CAD	(40,926.55)	USD	3548	PRPACT-Retainage Transfer between 2001 and 2006
2032200 100000175	ZI	2	3/24/2014	3/24/2014	50	(14,753.24)	34		CAD	(14,753.24)	CAD	(14,105.78)	USD	3592	PRPACT-Retainage Transfer between 2001 and 2006
2032200 100000175	ZI	2	3/24/2014	3/24/2014	50	(36,466.94)	34		CAD	(36,466.94)	CAD	(35,461.29)	USD	3552	PRPACT-Retainage Transfer between 2001 and 2006
2032200 100000175	ZI	2	3/24/2014	3/24/2014	50	18,099.63	34		CAD	18,099.63	CAD	17,772.61	USD	3610	PRPACT-Retainage Transfer between 2001 and 2006
2032200 100000175	ZI	2	3/24/2014	3/24/2014	50	(0.30)	34		CAD	(0.30)	CAD	(0.29)	USD	3668	PRPACT-Retainage Transfer between 2001 and 2006
2032200 100000175	ZI	2	3/24/2014	3/24/2014	50	238,960.29	34		CAD	238,960.29	CAD	229,946.39	USD	3534	PRPACT-Retainage Transfer between 2001 and 2006
2032200 100000175	ZI	2	3/24/2014	3/24/2014	50	(736,818.14)	34		CAD	(736,818.14)	CAD	(718,629.88)	USD	3677	PRPACT-Retainage Transfer between 2001 and 2006
1092910 100000173	ZI	2	3/24/2014	2/15/2014	40	12,088.43	34	r	CAD	12,088.43	CAD	11,012.52	USD	9730	PRPACT-Retainage Transfer between 2001 and 2006
1092910 100000173	ZI	2	3/24/2014	2/15/2014	40	569,912.92	34	z	CAD	569,912.92	CAD	557,221.79	USD	9730	PRPACT-Retainage Transfer between 2001 and 2006
1092910 100000178	ZI	2	3/25/2014	2/15/2014	50	(30,000.00)	29		CAD	(30,000.00)	CAD	(27,329.87)	USD	3709	PRPACT-Retainage Transfer between 2001 and 2006
1093110 100000178	ZI	2	3/26/2014	2/15/2014	40	21,948.79	33		CAD	21,948.79	CAD	19,995.25	USD	3647	PRPACT-Retainage Transfer between 2001 and 2006
1093110 100000178	ZI	2	3/26/2014	2/15/2014	40	42,469.58	33		CAD	42,469.58	CAD	38,689.61	USD	3647	PRPACT-Retainage Transfer between 2001 and 2006
1093210 100000176	ZI	2	3/26/2014	2/15/2014	40	1,341,122.14	33		CAD	1,341,122.14	CAD	1,221,847.01	USD	3647	PRPACT-Retainage Transfer between 2001 and 2006
1092910 100000176	ZI	2	3/26/2014	2/15/2014	40	503,012.72	33	r	CAD	503,012.72	CAD	458,242.43	USD	9730	PRPACT-Retainage Transfer between 2001 and 2006
1093110 100000179	ZI	2	3/31/2014	2/15/2014	40	2,230.95	32		CAD	2,230.95	CAD	2,032.39	USD	3648	PRPACT-Retainage Transfer between 2001 and 2006
1093110 100000179	ZI	2	3/31/2014	2/15/2014	40	46,300.80	32		CAD	46,300.80	CAD	42,179.83	USD	3547	PRPACT-Retainage Transfer between 2001 and 2006
1093110 100000179	ZI	2	3/31/2014	2/15/2014	40	149,509.87	32		CAD	149,509.87	CAD	136,202.85	USD	3547	PRPACT-Retainage Transfer between 2001 and 2006
1093110 100000179	ZI	2	3/31/2014	2/15/2014	40	991,182.32	32	r	CAD	991,182.32	CAD	902,962.85	USD	9730	PRPACT-Retainage Transfer between 2001 and 2006
1093110 100000181	SA	2	4/2/2014	4/2/2014	50	-1,581,670.94			CAD	-1,581,670.94	CAD	-1,435,142.85	USD	9730	CTAX - Pd 1 GST/HST ITCs Claimed
1093110 100000181	SA	2	4/2/2014	4/2/2014	50	-491,212.68			CAD	-491,212.68	CAD	-445,706.09	USD	9730	CTAX - Pd 1 GST/HST ITCs Claimed
2032200 100000182	AB	2	4/3/2014	4/3/2014	40	-			CAD	-	CAD	20,635.96	USD	3548	
2032200 100000183	AB	2	4/3/2014	4/3/2014	40	-			CAD	-	CAD	31,245.80	USD	3550	
2032200 100000184	AB	2	4/3/2014	4/3/2014	40	-			CAD	-	CAD	5,425.79	USD	3592	
2032200 100000185	AB	2	4/3/2014	4/3/2014	40	-			CAD	-	CAD	57,792.04	USD	3552	
2032200 100000186	AB	2	4/3/2014	4/3/2014	40	-			CAD	-	CAD	66,305.85	USD	3610	
2032200 100000187	AB	2	4/3/2014	4/3/2014	40	0.30			CAD	0.30	CAD	0.29	USD	3668	
2032200 100000187	AB	2	4/3/2014	4/3/2014	50	(0.30)			CAD	(0.30)	CAD	(0.29)	USD	3668	
2032200 100000188	AB	2	4/3/2014	4/3/2014	40	-			CAD	-	CAD	61,078.43	USD	3647	
2032200 100000188	AB	2	4/3/2014	4/3/2014	40	-			CAD	-	CAD	229,946.39	USD	3534	
2032200 100000189	AB	2	4/3/2014	4/3/2014	40	238,960.29			CAD	238,960.29	CAD	(229,946.39)	USD	3534	
2032200 100000190	AB	2	4/3/2014	4/3/2014	40	(238,960.29)			CAD	(238,960.29)	CAD	25,503.10	USD	3677	
1093110 100000322	ZI	3	4/11/2014	3/15/2014	40	413.42	32		CAD	413.42	CAD	372.38	USD	3628	PRPACT-Retainage Transfer between 2001 and 2006
1093110 100000322	ZI	3	4/11/2014	3/15/2014	40	6,180.04	32	t	CAD	6,180.04	CAD	5,566.60	USD	9730	PRPACT-Retainage Transfer between 2001 and 2006
1093110 100000323	ZI	3	4/15/2014	3/15/2014	40	667,068.77			CAD	667,068.77	CAD	608,639.39	USD	C205	PMGACT/Prop. Co. GST Paid
1093110 100000323	ZI	3	4/15/2014	3/15/2014	40	149,113.80			CAD	149,113.80	CAD	136,052.74	USD	C205	PMGACT/Prop. Co. GST Paid
2032200 100000332	ZI	3	4/18/2014	3/15/2014	40	30,000.00	21		CAD	30,000.00	CAD	27,022.16	USD	C205	PRPACT-Retainage Transfer between 2001 and 2006
1093110 100000332	ZI	3	4/18/2014	3/15/2014	40	7,285.46	21		CAD	7,285.46	CAD	6,582.30	USD	3668	PRPACT-Retainage Transfer between 2001 and 2006
1093110 100000332	ZI	3	4/18/2014	3/15/2014	40	427,865.43	21		CAD	427,865.43	CAD	385,394.91	USD	3668	PRPACT-Retainage Transfer between 2001 and 2006
1093110 100000332	ZI	3	4/18/2014	3/15/2014	40	1,766.39	21		CAD	1,766.39	CAD	1,591.06	USD	3590	PRPACT-Retainage Transfer between 2001 and 2006
1093110 100000332	ZI	3	4/18/2014	3/15/2014	40	12,483.64	21		CAD	12,483.64	CAD	11,244.50	USD	9730	PRPACT-Retainage Transfer between 2001 and 2006
1092910 100000332	ZI	3	4/18/2014	3/15/2014	40	151,436.93	21		CAD	151,436.93	CAD	136,405.09	USD	9730	PRPACT-Retainage Transfer between 2001 and 2006
1092910 100000332	ZI	3	4/25/2014	3/15/2014	40	162,874.51	21		CAD	162,874.51	CAD	146,707.36	USD	3668	PRPACT-Retainage Transfer between 2001 and 2006
2032200 100000324	ZI	3	4/25/2014	3/15/2014	50	(117,017.89)	30		CAD	(117,017.89)	CAD	(105,402.53)	USD	3668	PRPACT-Retainage Transfer between 2001 and 2006
1093110 100000323	ZI	3	4/25/2014	3/15/2014	40	60,370.34	30		CAD	60,370.34	CAD	54,377.90	USD	7002	PRPACT-Retainage Transfer between 2001 and 2006
2032200 100000323	ZI	3	4/25/2014	3/15/2014	40	463,560.23	30		CAD	463,560.23	CAD	417,546.60	USD	7002	PRPACT-Retainage Transfer between 2001 and 2006
1092910 100000324	ZI	3	4/25/2014	3/15/2014	40	1,289,826.72	30	t	CAD	1,289,826.72	CAD	1,161,796.72	USD	9730	PRPACT-Retainage Transfer between 2001 and 2006
1093110 100000328	ZI	3	4/28/2014	3/15/2014	40	199,424.95	31		CAD	199,424.95	CAD	179,629.75	USD	7004	PRPACT-Retainage Transfer between 2001 and 2006
2032200 100000328	ZI	3	4/28/2014	3/15/2014	50	(136,912.64)	31		CAD	(136,912.64)	CAD	(123,322.50)	USD	7004	PRPACT-Retainage Transfer between 2001 and 2006
1093110 100000328	ZI	3	4/28/2014	3/15/2014	40	247,257.06	31		CAD	247,257.06	CAD	222,713.98	USD	3646	PRPACT-Retainage Transfer between 2001 and 2006
2032200 100000328	ZI	3	4/28/2014	3/15/2014	50	(214,923.47)	31		CAD	(214,923.47)	CAD	(193,589.87)	USD	3646	PRPACT-Retainage Transfer between 2001 and 2006
1093110 100000327	ZI	3	4/28/2014	3/15/2014	40	169,715.72	31		CAD	169,715.72	CAD	152,869.50	USD	7004	PRPACT-Retainage Transfer between 2001 and 2006
2032200 100000327	ZI	3	4/28/2014	3/15/2014	50	(145,056.18)	31		CAD	(145,056.18)	CAD	(130,657.70)	USD	7004	PRPACT-Retainage Transfer between 2001 and 2006
1093110 100000329	ZI	3	4/28/2014	3/15/2014	40	81,124.62	31		CAD	81,124.62	CAD	73,072.08	USD	7012	PRPACT-Retainage Transfer between 2001 and 2006
2032200 100000329	ZI	3	4/28/2014	3/15/2014	50	(131,553.45)	31		CAD	(131,553.45)	CAD	(118,495.28)	USD	7012	PRPACT-Retainage Transfer between 2001 and 2006
1093110 100000325	ZI	3	4/28/2014	3/15/2014	40	224,605.78	31		CAD	224,605.78	CAD	202,311.10	USD	7006	PRPACT-Retainage Transfer between 2001 and 2006
2032200 100000325	ZI	3	4/28/2014	3/15/2014	50	(166,652.44)	31		CAD	(166,652.44)	CAD	(150,110.29)	USD	7006	PRPACT-Retainage Transfer between 2001 and 2006
1093110 100000330	ZI	3	4/28/2014	3/15/2014	40	276,971.21	31		CAD	276,971.21	CAD	249,478.66	USD	3669	PRPACT-Retainage Transfer between 2001 and 2006
2032200 100000330	ZI	3	4/28/2014	3/15/2014	50	(240,751.90)	31		CAD	(240,751.90)	CAD	(216,854.53)	USD	3669	PRPACT-Retainage Transfer between 2001 and 2006
1092910 100000328	ZI	3	4/28/2014	3/15/2014	40	1,369,126.04	31	t	CAD	1,369,126.04	CAD	1,253,224.68	USD	9730	PRPACT-Retainage Transfer between 2001 and 2006
1092910 100000329	ZI	3	4/28/2014	3/15/2014	40	1,754,045.93	31	t	CAD	1,754,045.93	CAD	1,579,936.89	USD	9730	PRPACT-Retainage Transfer between 2001 and 2006
1092910 100000330	ZI	3	4/28/2014	3/15/2014	40	2,130,547.66	31	t	CAD	2,130,547.66	CAD	1,919,066.53	USD	9730	PRPACT-Retainage Transfer between 2001 and 2006
1092910 100000327	ZI	3	4/28/2014	3/15/2014	40	1,450,561.75	31	t	CAD	1,450,561.75	CAD	1,308,576.97	USD	9730	PRPACT-Retainage Transfer between 2001 and 2006
1092910 100000325	ZI	3	4/28/2014	3/15/2014	40	1,666,524.49	31	t	CAD	1,666,524.49	CAD	1,501,102.95	USD	9730	PRPACT-Retainage Transfer between 2001 and 2006
1092910 100000326	ZI	3	4/30/2014	3/15/2014	50	1,901,976.40	31	t	CAD	1,901,976.40	CAD	1			

Account Number	Document Type	Posting Period	Posting Date	Document Date	Posting Key	Amount in doc. curr.	Cash Ref	Rollforward Ref	Document currency	Amount in local currency	Local Currency	Amount in loc. curr. 2	Local currency 2	Profit Center	Text
1093110 100000342	SA	3	5/2/2014	5/2/2014	40	2,003,025.62			CAD	2,003,025.62	CAD	1,828,579.17	USD	9730	CTAX - Pd 2 GST/HST from 1148
1093110 100000342	SA	3	5/2/2014	5/2/2014	40	632,262.68			CAD	632,262.68	CAD	577,197.99	USD	9730	CTAX - Pd 2 GST from 1148
1093110 100000342	SA	3	5/2/2014	5/2/2014	50	-1,403,977.33			CAD	-1,403,977.33	CAD	-1,281,702.88	USD	9730	CTAX - Pd 2 GST ITRs Claimed
109310 100000297	SA	3	5/2/2014	5/2/2014	50	1,637,474.15			CAD	1,637,474.15	CAD	1,494,318.45	USD	H297	FINRPT/G/CIP PURCHASE
1093110 100000297	SA	3	5/2/2014	5/2/2014	50	-632,262.68		6	CAD	-632,262.68	CAD	-577,197.99	USD	H297	FINRPT/G/CIP PURCHASE
1093110 100000297	SA	3	5/2/2014	5/2/2014	50	(213,661.33)		6	CAD	(213,661.33)	CAD	2,255,639.16	USD	H297	FINRPT/G/CIP PURCHASE
1093110 100000468	ZI	4	5/12/2014	4/15/2014	40	5,121.42		17	z	5,121.42	CAD	4,672.83	USD	9730	PRPACT-PROFCO-5,9,14
1093110 100000468	ZI	4	5/12/2014	4/15/2014	40	55,825.52		17	CAD	55,825.52	CAD	50,935.69	USD	3772	PRPACT-PROFCO-5,9,14
1093110 100000468	ZI	4	5/12/2014	4/15/2014	40	18,366.33		17	CAD	18,366.33	CAD	16,757.60	USD	3772	PRPACT-PROFCO-5,9,14
1093110 100000468	ZI	4	5/12/2014	4/15/2014	40	6,889.80		17	CAD	6,889.80	CAD	6,286.31	USD	3728	PRPACT-PROFCO-5,9,14
1093110 100000468	ZI	4	5/12/2014	4/15/2014	40	55,680.97		17	CAD	55,680.97	CAD	50,893.80	USD	3617	PRPACT-PROFCO-5,9,14
1093110 100000468	ZI	4	5/12/2014	4/15/2014	40	81,473.64		17	CAD	81,473.64	CAD	74,337.26	USD	3730	PRPACT-PROFCO-5,9,14
1093110 100000468	ZI	4	5/12/2014	4/15/2014	40	438,438.82		17	z	438,438.82	CAD	400,035.42	USD	9730	PRPACT-PROFCO-5,9,14
1093110 100000468	ZI	4	5/12/2014	4/15/2014	40	56,835.05		17	CAD	56,835.05	CAD	51,856.80	USD	7002	PRPACT-PROFCO-5,9,14
1093110 100000470	ZI	4	5/14/2014	4/15/2014	40	1,324,648.64		17	z	1,324,648.64	CAD	1,208,621.02	USD	9730	PRPACT-PROFCO-5,9,14
1093110 100000470	ZI	4	5/14/2014	4/15/2014	40	172,204.32		17	CAD	172,204.32	CAD	157,120.73	USD	3646	PRPACT-PROFCO-5,9,14
2032200 100000470	ZI	4	5/15/2014	4/15/2014	50	(149,685.29)		17	CAD	(149,685.29)	CAD	612,490.10	USD	C205	PMGACT/Prop. Co. GST Paid
1093110 100000480	ZI	4	5/15/2014	4/15/2014	40	666,817.97			CAD	666,817.97	CAD	136,965.00	USD	C205	PMGACT/Prop. Co. GST Paid
2032200 100000471	AB	4	5/22/2014	5/22/2014	40	149,113.80			CAD	149,113.80	CAD	34,176.89	USD	3709	PRPACT-PROFCO-5,23,14
1093110 100000472	ZI	4	5/23/2014	4/15/2014	40	731,216.94		17	z	731,216.94	CAD	667,168.74	USD	9730	PRPACT-PROFCO-5,23,14
1093110 100000472	ZI	4	5/23/2014	4/15/2014	40	91,162.72		17	CAD	91,162.72	CAD	83,177.66	USD	3655	PRPACT-PROFCO-5,23,14
2032200 100000472	ZI	4	5/23/2014	4/15/2014	40	866,586.26		17	CAD	866,586.26	CAD	790,680.89	USD	3669	PRPACT-PROFCO-5,23,14
1093110 100000475	ZI	4	5/27/2014	4/15/2014	40	388.71		17	z	388.71	CAD	354.66	USD	9730	PRPACT-PROFCO-5,23,14
1093110 100000475	ZI	4	5/27/2014	4/15/2014	40	1,422,619.75		17	CAD	1,422,619.75	CAD	1,298,010.73	USD	9730	PRPACT-PROFCO-5,23,14
1093110 100000475	ZI	4	5/27/2014	4/15/2014	40	1,834,021.03		17	z	1,834,021.03	CAD	1,673,376.85	USD	9730	PRPACT-PROFCO-5,23,14
1093110 100000473	ZI	4	5/27/2014	4/15/2014	40	1,703,617.10		17	z	1,703,617.10	CAD	1,534,513.69	USD	9730	PRPACT-PROFCO-5,23,14
1093110 100000475	ZI	4	5/27/2014	4/15/2014	50	(11,914.25)		17	CAD	(11,914.25)	CAD	(10,870.67)	USD	3658	PRPACT-PROFCO-5,23,14
2032200 100000475	ZI	4	5/27/2014	4/15/2014	40	166,446.51		17	CAD	166,446.51	CAD	151,867.25	USD	3658	PRPACT-PROFCO-5,23,14
1093110 100000475	ZI	4	5/27/2014	4/15/2014	40	(142,261.97)		17	CAD	(142,261.97)	CAD	(129,801.07)	USD	3658	PRPACT-PROFCO-5,23,14
1093110 100000474	ZI	4	5/27/2014	4/15/2014	50	238,422.74		17	CAD	238,422.74	CAD	217,539.00	USD	3669	PRPACT-PROFCO-5,23,14
2032200 100000474	ZI	4	5/27/2014	4/15/2014	40	(207,244.39)		17	CAD	(207,244.39)	CAD	(189,091.60)	USD	3669	PRPACT-PROFCO-5,23,14
1093110 100000476	ZI	4	5/28/2014	4/15/2014	40	376,060.83		17	z	376,060.83	CAD	343,121.20	USD	9730	PRPACT-PROFCO-5,23,14
1093110 100000476	ZI	4	5/28/2014	4/15/2014	40	130,711.09		17	CAD	130,711.09	CAD	119,261.94	USD	3702	PRPACT-PROFCO-5,23,14
1093110 100000476	ZI	4	5/28/2014	4/15/2014	40	360,768.64		17	CAD	360,768.64	CAD	329,168.47	USD	3702	PRPACT-PROFCO-5,23,14
2032200 100000476	ZI	4	5/28/2014	4/15/2014	40	975,818.16		17	CAD	975,818.16	CAD	890,345.04	USD	3702	PRPACT-PROFCO-5,23,14
1093110 100000478	SA	4	5/30/2014	5/30/2014	50	-3,673,864.62			CAD	-3,673,864.62	CAD	-3,391,050.97	USD	9730	CTAX - Pd 3 GST/HST ITCs Claimed
1093110 100000478	SA	4	5/30/2014	5/30/2014	50	1,637,474.15			CAD	1,637,474.15	CAD	1,511,421.59	USD	9730	CTAX - Pd 3 GST/HST from 1148
1093110 100000478	SA	4	5/30/2014	5/30/2014	50	-181,597.44			CAD	-181,597.44	CAD	-149,157.69	USD	9730	CTAX - Pd 3 GST ITRs Claimed
1093110 100000446	SA	4	5/30/2014	5/30/2014	50	-1,637,474.15			CAD	-1,637,474.15	CAD	-1,511,421.59	USD	H297	FINRPT/G/CIP PURCHASE
1093110 100000452	ZI	4	5/31/2014	5/31/2014	40	2,417,115.57		6	u	2,417,115.57	CAD	2,223,452.83	USD	H297	FINRPT/G/CIP PURCHASE
1093110 100000452	ZI	4	5/31/2014	5/31/2014	40	359,862.57		6	CAD	359,862.57	CAD	331,029.87	USD	H297	FINRPT/G/CIP PURCHASE
1093110 100000452	ZI	4	5/31/2014	5/31/2014	50	(154,840.46)		6	CAD	(154,840.46)	CAD	(142,434.43)	USD	H297	FINRPT/G/CIP PURCHASE
1093110 100000509	ZI	4	5/31/2014	5/31/2014	40	5,041.80			CAD	5,041.80	CAD	4,650.68	USD	H297	FINRPT - CORRECT 1148/1138 IC REC ITEM
1093110 100000633	ZI	5	6/9/2014	5/15/2014	40	2,111,560.63		18	b	2,111,560.63	CAD	1,939,524.78	USD	9730	PRPACT-PROFCO-02AP09T213669
1093110 100000633	ZI	5	6/9/2014	5/15/2014	40	274,502.90		18	y	274,502.90	CAD	252,138.24	USD	3669	PRPACT-PROFCO-02AP09T213669
1093110 100000633	ZI	5	6/9/2014	5/15/2014	40	(238,606.36)		18	y	(238,606.36)	CAD	(219,166.31)	USD	3669	PRPACT-PROFCO-02AP09T213669
1093110 100000646	ZI	5	6/15/2014	5/15/2014	40	670,951.06		18	CAD	670,951.06	CAD	618,160.18	USD	C205	PMGACT/Prop. Co. GST Paid
1093110 100000646	ZI	5	6/15/2014	5/15/2014	40	149,437.26			CAD	149,437.26	CAD	137,679.44	USD	C205	PMGACT/Prop. Co. GST Paid
1093110 100000635	ZI	5	6/19/2014	5/15/2014	40	1,258,474.75		18	y	1,258,474.75	CAD	1,155,942.64	USD	9730	PRPACT-PROFCO-02AP07T217004
1093110 100000635	ZI	5	6/19/2014	5/15/2014	40	1,004,721.47		18	y	1,004,721.47	CAD	922,863.48	USD	9730	PRPACT-PROFCO-02AP07T217004
2032200 100000635	ZI	5	6/19/2014	5/15/2014	40	129,021.76		18	CAD	129,021.76	CAD	118,509.93	USD	7004	PRPACT-PROFCO-02AP07T217004
1093110 100000635	ZI	5	6/19/2014	5/15/2014	40	35,824.62		18	CAD	35,824.62	CAD	32,905.87	USD	7004	PRPACT-PROFCO-02AP07T217004
1093110 100000634	ZI	5	6/19/2014	5/15/2014	40	45,212.46		18	CAD	45,212.46	CAD	41,528.85	USD	7006	PRPACT-PROFCO-02AP07T217006
1093110 100000634	ZI	5	6/19/2014	5/15/2014	40	90,198.90		18	CAD	90,198.90	CAD	82,850.10	USD	7006	PRPACT-PROFCO-02AP07T217006
2032200 100000634	ZI	5	6/19/2014	5/15/2014	40	(100,472.14)		18	z	(100,472.14)	CAD	(92,286.34)	USD	7006	PRPACT-PROFCO-02AP07T217006
1093110 100000634	ZI	5	6/25/2014	6/25/2014	50	287,476.52		18	z	287,476.52	CAD	267,594.27	USD	9730	PRPACT-PROFCO-02AP07T217006
2032200 100000637	ZI	5	6/25/2014	6/25/2014	40	(558,748.44)		18	CAD	(558,748.44)	CAD	(520,104.66)	USD	3655	PRPACT-PROFCO-02AP07T217006
1093110 100000637	ZI	5	6/25/2014	6/25/2014	40	1,108,931.02		18	CAD	1,108,931.02	CAD	1,032,235.89	USD	3684	PRPACT-PROFCO-02AP07T217006
2032200 100000637	ZI	5	6/25/2014	6/25/2014	40	0.01		18	CAD	0.01	CAD	0.01	USD	3764	PRPACT-PROFCO-02AP07T217006
1093110 100000637	ZI	5	6/25/2014	6/25/2014	50	(788,158.91)		18	CAD	(788,158.91)	CAD	(733,648.80)	USD	3650	PRPACT-PROFCO-02AP07T217006
2032200 100000637	ZI	5	6/25/2014	6/25/2014	40	18,181.26		18	CAD	18,181.26	CAD	16,923.82	USD	3757	PRPACT-PROFCO-02AP07T217006
1093110 100000637	ZI	5	6/25/2014	6/25/2014	50	(67,681.54)		18	CAD	(67,681.54)	CAD	(63,000.60)	USD	3772	PRPACT-PROFCO-02AP07T217006
1093110 100000638	ZI	5	6/27/2014	6/17/2014	40	1,211,672.84		18	y	1,211,672.84	CAD	1,117,573.18	USD	973	

Account Number	Document Type	Posting period	Posting Date	Document Date	Posting Key	Amount in doc. curr.	Cash Ref	Rollforward Ref	Document currency	Amount in local currency	Local Currency	Amount in loc. curr. 2	Local currency 2	Profit Center	Text
1092910 100000643	ZI	5	7/1/2014	5/15/2014	40	412,086.21	18		Y	-4,172,086.21	CAD	378,512.18	USD	9730	PRPACT-PROCO-6.30.14
109310 100000644	SA	5	7/1/2014	7/1/2014	50	-2,075,540.07	nets		CAD	359,862.57	CAD	-1,945,758.01	USD	9730	CTAX - Pd 4 GST/HST ITCs Claimed
109310 100000644	SA	5	7/1/2014	7/1/2014	50	66,525.00	18		CAD	-509,882.44	CAD	61,104.99	USD	3652	CTAX - Pd 4 GST/HST from 1148
109310 100000644	ZI	5	7/1/2014	5/15/2014	40	-509,882.44	18		CAD	-509,882.44	CAD	-477,999.85	USD	9730	CTAX - Pd 4 GST ITRs Claimed
2032200 100000643	SA	5	7/1/2014	7/1/2014	50	383.69	18		CAD	383.69	CAD	352.43	USD	3731	PRPACT-PROCO-6.30.14
2032200 100000643	SA	5	7/1/2014	7/1/2014	50	-359,862.57	nets		CAD	-359,862.57	CAD	-337,360.62	USD	H297	PRPACT-PROCO-6.30.14
1092910 100000647	ZI	5	7/3/2014	5/15/2014	40	31,187.72	nets		CAD	31,187.72	CAD	28,646.75	USD	9730	CTAX - GST/HST 1148 to Pd 4 Return
2032200 100000647	ZI	5	7/3/2014	5/15/2014	40	31,187.72	nets		CAD	31,187.72	CAD	28,646.75	USD	3764	PRPACT-OV-25483012-ELLISON CORPORATION
1092910 100000624	ZI	5	7/5/2014	7/5/2014	40	4,896,347.88	6		u	4,896,347.88	CAD	4,605,726.53	USD	H297	PRPACT-OV-25483012-ELLISON CORPORATION
1092910 100000624	ZI	5	7/5/2014	7/5/2014	40	353,738.12	6		CAD	353,738.12	CAD	332,742.10	USD	H297	FINRPTS/CIP PURCHASE
1092910 100000624	ZI	5	7/5/2014	7/5/2014	40	73,196.19	6		CAD	73,196.19	CAD	68,851.65	USD	H297	FINRPTS/CIP PURCHASE
1092910 100000870	ZI	6	7/10/2014	4/15/2014	50	1,834,021.03	nets		CAD	1,834,021.03	CAD	1,673,376.86	USD	9730	PRPACT-PROCO-6.30.14
1092910 100000870	ZI	6	7/10/2014	4/15/2014	50	1,834,021.03	nets		CAD	1,834,021.03	CAD	1,673,376.86	USD	9730	PRPACT-PROCO-6.30.14
109310 100000871	ZI	6	7/10/2014	4/15/2014	50	238,422.74	nets		CAD	238,422.74	CAD	217,539.00	USD	3669	PRPACT-PROCO-6.30.14
2032200 100000871	ZI	6	7/10/2014	4/15/2014	50	238,422.74	nets		CAD	238,422.74	CAD	217,539.00	USD	3669	PRPACT-PROCO-6.30.14
2032200 100000871	ZI	6	7/10/2014	4/15/2014	50	207,244.39	nets		CAD	207,244.39	CAD	189,091.60	USD	3669	PRPACT-PROCO-6.30.14
2032200 100000871	ZI	6	7/10/2014	4/15/2014	50	207,244.39	nets		CAD	207,244.39	CAD	189,091.60	USD	3669	PRPACT-PROCO-6.30.14
1093110 100000937	ZI	6	7/15/2014	7/15/2014	40	671,766.51	nets		CAD	671,766.51	CAD	627,350.12	USD	C205	PMGACT/Prop. Co. GST Paid
2032200 100000914	AB	6	7/17/2014	7/17/2014	40	149,849.83	nets		CAD	149,849.83	CAD	139,941.94	USD	C205	PMGACT/Prop. Co. GST Paid
2032200 100000915	AB	6	7/17/2014	7/17/2014	40	-	nets		CAD	-	CAD	20,305.50	USD	3655	PMGACT/Prop. Co. GST Paid
2032200 100000916	AB	6	7/17/2014	7/17/2014	40	-	nets		CAD	-	CAD	73,348.90	USD	3684	PMGACT/Prop. Co. GST Paid
2032200 100000917	AB	6	7/17/2014	7/17/2014	40	-	nets		CAD	-	CAD	28,628.95	USD	3704	PMGACT/Prop. Co. GST Paid
2032200 100000918	AB	6	7/17/2014	7/17/2014	50	-	nets		CAD	-	CAD	3,993.97	USD	3764	PMGACT/Prop. Co. GST Paid
2032200 100000919	AB	6	7/17/2014	7/17/2014	50	-	nets		CAD	-	CAD	27,000.74	USD	3650	PMGACT/Prop. Co. GST Paid
2032200 100000920	AB	6	7/17/2014	7/17/2014	40	-	nets		CAD	-	CAD	25,584.97	USD	3666	PMGACT/Prop. Co. GST Paid
2032200 100000921	AB	6	7/17/2014	7/17/2014	40	-	nets		CAD	-	CAD	44,529.85	USD	3702	PMGACT/Prop. Co. GST Paid
1092910 100000934	ZI	6	7/23/2014	5/15/2014	50	4,073.90	nets		CAD	4,073.90	CAD	3,741.99	USD	9730	PRPACT-POWERLEU 254803035-GST Correction
109310 100000935	ZI	6	7/23/2014	5/15/2014	50	(4,073.90)	nets		CAD	(4,073.90)	CAD	3,741.99	USD	9730	PRPACT-POWERLEU 254803035-GST Correction
1092910 100000935	ZI	6	7/23/2014	5/15/2014	50	32,462.72	19		y	32,462.72	CAD	29,801.45	USD	9730	PRPACT-POWERLEU 25482934-GST/QST Correction
109310 100000935	ZI	6	7/23/2014	5/15/2014	50	(10,863.00)	19		y	(10,863.00)	CAD	(9,972.48)	USD	3610	PRPACT-POWERLEU 25482934-GST/QST Correction
109310 100000935	ZI	6	7/23/2014	5/15/2014	50	(21,599.72)	19		y	(21,599.72)	CAD	(19,828.99)	USD	3610	PRPACT-POWERLEU 25482934-GST/QST Correction
1092910 100000922	ZI	6	7/24/2014	6/15/2014	40	659,283.68	19		aa	659,283.68	CAD	607,410.80	USD	9730	PRPACT-POWERLEU 25483039-DIVCO
109310 100000922	ZI	6	7/24/2014	6/15/2014	40	3,825.64	19		aa	3,825.64	CAD	3,524.64	USD	3516	PRPACT-POWERLEU 25483039-DIVCO
2032200 100000922	ZI	6	7/24/2014	6/15/2014	40	7,632.12	19		aa	7,632.12	CAD	7,031.62	USD	3516	PRPACT-POWERLEU 25483039-DIVCO
1093110 100000922	ZI	6	7/24/2014	6/15/2014	40	44,915.11	19		aa	44,915.11	CAD	41,381.16	USD	3702	PRPACT-POWERLEU 25483041-POMERLEAU
1092910 100000922	ZI	6	7/24/2014	6/15/2014	40	(10,396.40)	19		aa	(10,396.40)	CAD	(9,578.41)	USD	3702	PRPACT-POWERLEU 25483041-POMERLEAU
1092910 100000932	ZI	6	7/24/2014	4/15/2014	50	0.97	nets		CAD	0.97	CAD	0.89	USD	9730	PRPACT-Graham 25482930-GST Correction
109310 100000931	ZI	6	7/24/2014	4/15/2014	50	(0.97)	nets		CAD	(0.97)	CAD	(0.89)	USD	3615	PRPACT-Graham 25482930-GST Correction
1092910 100000931	ZI	6	7/24/2014	4/15/2014	50	3,587.97	nets		CAD	3,587.97	CAD	3,295.65	USD	3764	PRPACT-POWERLEU 25483012-Ellison-13764 gst correction
109310 100000931	ZI	6	7/24/2014	4/15/2014	50	(3,587.97)	nets		CAD	(3,587.97)	CAD	(3,295.65)	USD	3764	PRPACT-POWERLEU 25483012-Ellison-13764 gst correction
1092910 100000923	ZI	6	7/25/2014	6/15/2014	40	194,013.63	19		aa	194,013.63	CAD	178,748.51	USD	9730	PRPACT-POWERLEU 25483012-Ellison-13764 gst correction
109310 100000923	ZI	6	7/25/2014	6/15/2014	40	20,965.78	19		aa	20,965.78	CAD	19,316.18	USD	3697	PRPACT-POWERLEU 25483012-Ellison-13764 gst correction
1092910 100000923	ZI	6	7/25/2014	6/15/2014	40	9,090.63	19		aa	9,090.63	CAD	8,535.80	USD	3757	PRPACT-POWERLEU 25483012-Ellison-13764 gst correction
2032200 100000924	ZI	6	7/25/2014	7/10/2014	50	(9,090.63)	19		aa	(9,090.63)	CAD	(8,535.80)	USD	3757	PRPACT-POWERLEU 25483012-Ellison-13764 gst correction
1092910 100000930	ZI	6	7/29/2014	7/10/2014	40	1,147,244.97	19		aa	1,147,244.97	CAD	1,069,094.19	USD	9730	PRPACT-POWERLEU 25483012-Ellison-13764 gst correction
1092910 100000930	ZI	6	7/29/2014	6/30/2014	40	1,407,137.22	19		aa	1,407,137.22	CAD	1,319,397.30	USD	9730	PRPACT-POWERLEU 25483012-Ellison-13764 gst correction
1092910 100000929	ZI	6	7/29/2014	6/11/2014	40	27,455.57	19		aa	27,455.57	CAD	25,190.91	USD	9730	PRPACT-POWERLEU 25483012-Ellison-13764 gst correction
1092910 100000929	ZI	6	7/29/2014	6/12/2014	40	1,942,436.26	19		aa	1,942,436.26	CAD	1,787,792.23	USD	9730	PRPACT-POWERLEU 25483012-Ellison-13764 gst correction
1092910 100000925	ZI	6	7/29/2014	7/3/2014	40	301,994.43	19		aa	301,994.43	CAD	283,243.71	USD	9730	PRPACT-POWERLEU 25483012-Ellison-13764 gst correction
1092910 100000927	ZI	6	7/29/2014	6/10/2014	40	1,892,047.75	19		aa	1,892,047.75	CAD	1,735,982.89	USD	9730	PRPACT-POWERLEU 25483012-Ellison-13764 gst correction
1092910 100000926	ZI	6	7/29/2014	6/30/2014	40	2,384,338.94	19		aa	2,384,338.94	CAD	2,235,667.08	USD	9730	PRPACT-POWERLEU 25483012-Ellison-13764 gst correction
109310 100000923	ZI	6	7/29/2014	7/12/2014	50	134,227.86	19		aa	134,227.86	CAD	125,084.02	USD	3658	PRPACT-POWERLEU 25483012-Ellison-13764 gst correction
109310 100000923	ZI	6	7/29/2014	7/12/2014	50	(114,724.50)	19		aa	(114,724.50)	CAD	(106,909.43)	USD	3658	PRPACT-POWERLEU 25483012-Ellison-13764 gst correction
2032200 100000924	ZI	6	7/29/2014	6/30/2014	40	182,927.85	19		aa	182,927.85	CAD	171,521.66	USD	3646	PRPACT-POWERLEU 25483012-Ellison-13764 gst correction
109310 100000926	ZI	6	7/29/2014	6/30/2014	40	(159,006.52)	19		aa	(159,006.52)	CAD	(149,091.91)	USD	3646	PRPACT-POWERLEU 25483012-Ellison-13764 gst correction
109310 100000928	ZI	6	7/29/2014	6/11/2014	40	3,445.29	19		aa	3,445.29	CAD	3,161.11	USD	7002	PRPACT-POWERLEU 25483012-Ellison-13764 gst correction
2032200 100000929	ZI	6	7/29/2014	6/12/2014	40	227,302.58	19		aa	227,302.58	CAD	209,206.24	USD	7004	PRPACT-POWERLEU 25483012-Ellison-13764 gst correction
109310 100000925	ZI	6	7/29/2014	7/3/2014	40	(194,281.17)	19		aa	(194,281.17)	CAD	(178,813.78)	USD	7004	PRPACT-POWERLEU 25483012-Ellison-13764 gst correction
2032200 10000925	ZI	6	7/29/2014	7/3/2014	40	35,333.35	19		aa	35,333.35	CAD	33,139.51	USD	3505	PRPACT-POWERLEU 25483012-Ellison-13764 gst correction
109310 100000927	ZI	6	7/29/2014	7/3/2014	40	(30,199.45)	19		aa	(30,199.45)	CAD	(28,324.38)	USD	3505	PRPACT-POWERLEU 25483012-Ellison-13764 gst correction
109310 100000927	ZI	6	7/29/2014	6/11/2014	40	131,565.25	19		aa	131,565.25	CAD	126,713.14	USD	7006	PRPACT-POWERLEU 25483012-Ellison-13764 gst correction
2032200 100000927	ZI	6	7/29/2014	6/11/2014	40	269,088.79	19		aa	269,088.79	CAD	246,893.10	USD	7006	PRPACT-POWERLEU 25483012-Ellison-13764 gst correction
109310 100000926	ZI	6	7/29/2014	6/30/2014	40	501,424.77	19		aa	501,424.77	CAD				

Account Number	Document Type	Posting Period	Posting Date	Document Date	Posting Key	Amount in doc. curr.	Cash Ref	Rollforward Ref	Document currency	Amount in local currency	Local Currency	Amount in loc. curr.2	Local currency 2	Profit Center	Text
1092910 100000779	ZI	6	8/2/2014	8/2/2014	40	11,029,191.60	6	6	Y	11,029,191.60	CAD	10,114,812.54	USD	H297	FINRPTG/CIP PURCHASE
109310 100000779	ZI	6	8/2/2014	8/2/2014	40	641,095.61	6	6	CAD	641,095.61	CAD	587,945.35	USD	H297	FINRPTG/CIP PURCHASE
109310 100000779	ZI	6	8/2/2014	8/2/2014	40	94,053.88	6	6	CAD	94,053.88	CAD	86,237.97	USD	H297	FINRPTG/CIP PURCHASE
109310 100001094	ZI	7	8/15/2014	8/15/2014	40	671,766.51			CAD	671,766.51	CAD	616,356.10	USD	C205	PMGACT/Pop. Co. GST Paid
109310 100001094	ZI	7	8/15/2014	8/15/2014	40	149,849.83			CAD	149,849.83	CAD	137,489.52	USD	C205	PMGACT/Pop. Co. GST Paid
2032200 100001089	SA	7	8/18/2014	8/18/2014	40	36,132.43	20	20	CAD	36,132.43	CAD	33,289.51	USD	3697	PROPCO/PRPACT/0V-25483051-POMERLEAU
109310 100001086	ZI	7	8/19/2014	8/19/2014	40	101,585.33			CAD	101,585.33	CAD	93,627.03	USD	3505	PROPCO/PRPACT-04AP02T213505
109310 100001086	ZI	7	8/19/2014	8/19/2014	40	86,825.06			CAD	86,825.06	CAD	80,023.10	USD	3505	PROPCO/PRPACT-04AP02T213505
109310 100001086	ZI	7	8/19/2014	8/19/2014	40	868,250.70			CAD	868,250.70	CAD	800,231.07	USD	3505	PROPCO/PRPACT-04AP02T213505
2032200 100001087	AB	7	8/21/2014	8/21/2014	40	-			CAD	-	CAD	359.70	USD	3757	PROPCO/PRPACT-02AP11T213646
109310 100001088	ZI	7	8/25/2014	8/25/2014	40	5,858.27			CAD	5,858.27	CAD	5,374.07	USD	3646	PROPCO/PRPACT-02AP11T213646
2032200 100001088	ZI	7	8/25/2014	8/25/2014	40	(5,092.20)			CAD	(5,092.20)	CAD	(4,671.31)	USD	3646	PROPCO/PRPACT-02AP11T213646
109310 100001089	ZI	7	8/25/2014	8/25/2014	40	139,209.37			CAD	139,209.37	CAD	130,529.18	USD	7004	PRPACT-PROPCO-03AP09T217004
2032200 100001089	ZI	7	8/25/2014	8/25/2014	40	926,951.09			CAD	926,951.09	CAD	869,152.45	USD	7004	PRPACT-PROPCO-03AP09T217004
109310 100001089	ZI	7	8/25/2014	8/25/2014	40	45,063.78			CAD	45,063.78	CAD	41,339.12	USD	9730	PRPACT-PROPCO-03AP09T217004
109310 100001089	ZI	7	8/25/2014	8/25/2014	40	644,024.76			CAD	644,024.76	CAD	603,867.57	USD	9730	PRPACT-PROPCO-03AP09T217004
109310 100001090	ZI	7	8/26/2014	8/26/2014	50	(786.75)	20	20	CAD	(786.75)	CAD	(721.86)	USD	3699	PRPACT/Propco/02AP11T213699
109310 100001150	SA	7	8/27/2014	8/27/2014	40	-2,388,808.88			CAD	-2,388,808.88	CAD	-2,181,759.87	USD	9730	CTAX - Pd 6 GST/HST Paid Refund
109310 100001150	SA	7	8/27/2014	8/27/2014	40	641,095.61			CAD	641,095.61	CAD	585,528.92	USD	9730	CTAX - Pd 6 GST/HST from 1148
109310 100001150	SA	7	8/27/2014	8/27/2014	40	94,033.88			CAD	94,033.88	CAD	85,883.53	USD	9730	CTAX - Pd 6 GST Return
109310 100001150	SA	7	8/27/2014	8/27/2014	40	-488,608.50			CAD	-488,608.50	CAD	-446,258.56	USD	9730	CTAX - Pd 6 GST ITRs Claimed
109310 100001150	SA	7	8/27/2014	8/27/2014	40	-641,095.61			CAD	-641,095.61	CAD	-585,528.92	USD	H297	CTAX - GST/HST 1148 to Pd 6 Return
109310 100001150	SA	7	8/27/2014	8/27/2014	40	-94,033.88			CAD	-94,033.88	CAD	-85,883.53	USD	H297	CTAX - GST 1148 to Pd 6 Return
109310 100001093	SA	7	8/28/2014	8/28/2014	50	2,388,808.88			CAD	2,388,808.88	CAD	2,199,032.39	USD	9730	CTAX - Pd 6 GST/HST Paid Refund
109310 100001149	SA	7	8/28/2014	8/28/2014	40	641,095.61			CAD	641,095.61	CAD	590,164.42	USD	9730	CTAX - Pd 6 GST/HST from 1148
109310 100001149	SA	7	8/28/2014	8/28/2014	40	2,388,808.88			CAD	2,388,808.88	CAD	2,199,032.39	USD	9730	CTAX - Pd 6 GST/HST Paid Refund
109310 100001245	SA	7	8/28/2014	8/28/2014	50	-641,095.61			CAD	-641,095.61	CAD	-590,164.42	USD	9730	CTAX - Pd 6 GST/HST from 1148
109310 100001093	SA	7	8/28/2014	8/28/2014	50	-94,033.88			CAD	-94,033.88	CAD	-86,563.45	USD	9730	CTAX Pd 6 GST Return
109310 100001093	SA	7	8/28/2014	8/28/2014	50	-488,608.50			CAD	-488,608.50	CAD	-449,791.49	USD	9730	CTAX - Pd 6 GST ITRs Claimed
109310 100001149	SA	7	8/28/2014	8/28/2014	40	94,033.88			CAD	94,033.88	CAD	86,563.45	USD	9730	CTAX Pd 6 GST Return
109310 100001149	SA	7	8/28/2014	8/28/2014	40	488,608.50			CAD	488,608.50	CAD	449,791.49	USD	9730	CTAX - Pd 6 GST ITRs Claimed
1092910 100001095	ZI	7	8/29/2014	8/29/2014	50	(7,537.44)			CAD	(7,537.44)	CAD	(6,940.55)	USD	9730	PRPACT-RETAINAGE T-3509 TRANSFER
2032200 100001095	ZI	7	8/29/2014	8/29/2014	50	7,537.44			CAD	7,537.44	CAD	6,940.55	USD	3509	PRPACT-RETAINAGE T-3509 TRANSFER
1092910 100000934	ZI	7	8/30/2014	8/30/2014	40	10,816,649.48	6	6	W	10,816,649.48	CAD	9,960,082.40	USD	H297	FINRPTG/CIP PURCHASE
109310 100000934	ZI	7	8/30/2014	8/30/2014	40	685,173.71	6	6	CAD	685,173.71	CAD	630,915.02	USD	H297	FINRPTG/CIP PURCHASE
109310 100000934	ZI	7	8/30/2014	8/30/2014	40	82,303.74			CAD	82,303.74	CAD	75,786.13	USD	H297	FINRPTG/CIP PURCHASE
2032200 100001245	SA	7	9/4/2014	9/4/2014	40	176,854.59			CAD	176,854.59	CAD	162,475.51	USD	3658	PROPCO/PRPACT/02AP08T213658
2032200 100001245	SA	7	9/4/2014	9/4/2014	40	(151,632.73)	20	20	CAD	(151,632.73)	CAD	(139,304.30)	USD	3658	PROPCO/PRPACT/02AP08T213658
109310 100001198	ZI	7	9/4/2014	9/4/2014	50	82,071.79			CAD	82,071.79	CAD	75,392.05	USD	3505	PROPCO/PRPACT/04AP03T213505
109310 100001198	ZI	7	9/4/2014	9/4/2014	50	(70,146.84)			CAD	(70,146.84)	CAD	(64,437.66)	USD	3505	PROPCO/PRPACT/04AP03T213505
1092910 100001245	ZI	7	9/4/2014	9/4/2014	40	1,483,669.38	20	20	cc	1,483,669.38	CAD	1,363,040.31	USD	9730	PROPCO/PRPACT/02AP03T213505
1092910 100001198	ZI	7	9/4/2014	9/4/2014	40	701,468.92	20	20	cc	701,468.92	CAD	644,376.56	USD	9730	PROPCO/PRPACT/02AP03T213505
109310 100001246	ZI	7	9/5/2014	9/5/2014	40	114,753.02			CAD	114,753.02	CAD	105,288.34	USD	3669	PROPCO/PRPACT/04AP11T213669
1092910 100001246	ZI	7	9/5/2014	9/5/2014	40	(99,746.85)	20	20	cc	(99,746.85)	CAD	(91,502.48)	USD	3669	PROPCO/PRPACT/04AP11T213669
109310 100001248	ZI	7	9/9/2014	9/9/2014	40	882,715.54			CAD	882,715.54	CAD	809,756.49	USD	9730	PRPACT-PROPCO-02AP12T213552
1092910 100001248	ZI	7	9/9/2014	9/9/2014	40	11,020.25	20	20	cc	11,020.25	CAD	10,109.40	USD	9730	PRPACT-PROPCO-02AP12T213552
1092910 100001248	ZI	7	9/9/2014	9/9/2014	40	28,831.48	20	20	cc	28,831.48	CAD	26,453.33	USD	9730	PRPACT-INTRACO Trfr Corr
1092910 100001248	ZI	7	9/9/2014	9/9/2014	40	84,771.25	20	20	cc	84,771.25	CAD	77,764.65	USD	9730	PRPACT-PROPCO-02AP12T213552
109310 100001250	ZI	7	9/19/2014	9/19/2014	40	80,826.67			CAD	80,826.67	CAD	74,323.37	USD	3669	PRPACT/PROPCO/PCL-04AP12T213669
2032200 100001251	ZI	7	9/19/2014	9/19/2014	40	(70,257.03)	20	20	cc	(70,257.03)	CAD	(64,604.17)	USD	3669	PRPACT/PROPCO/PCL-04AP12T213669
1092910 100001250	ZI	7	9/19/2014	9/19/2014	40	1,898,045.20	20	20	cc	1,898,045.20	CAD	1,745,328.92	USD	3669	PRPACT/PROPCO/PCL-04AP12T213669
1092910 100001250	ZI	7	9/19/2014	9/19/2014	40	621,743.52	20	20	cc	621,743.52	CAD	571,718.19	USD	3669	PRPACT/PROPCO/PCL-04AP12T213669
109310 100001252	ZI	7	9/24/2014	9/24/2014	40	94,919.41			CAD	94,919.41	CAD	85,876.60	USD	3658	PRPACT-PROPCO-02AP09T213658
2032200 100001252	ZI	7	9/24/2014	9/24/2014	40	(61,127.71)	20	20	cc	(61,127.71)	CAD	(53,998.81)	USD	3658	PRPACT-PROPCO-02AP09T213658
1092910 100001252	ZI	7	9/24/2014	9/24/2014	40	811,276.98			CAD	811,276.98	CAD	735,988.04	USD	9730	PRPACT-PROPCO-02AP09T213658
2032200 100001252	AB	7	9/29/2014	9/29/2014	40	-			CAD	-	CAD	342.00	USD	3509	PRPACT-PROPCO-02AP09T213658
109310 100001254	SA	7	9/30/2014	9/30/2014	40	-1,602,728.34			CAD	-1,602,728.34	CAD	-1,436,007.83	USD	9730	CTAX - Pd 7 GST/HST Paid Refund
109310 100001256	SA	7	9/30/2014	9/30/2014	40	685,095.61			CAD	685,095.61	CAD	613,829.95	USD	9730	CTAX - Pd 7 GST/HST from 1148
109310 100001256	SA	7	9/30/2014	9/30/2014	40	-154,840.46			CAD	-154,840.46	CAD	-138,733.50	USD	9730	CTAX Pd 5 GST Return
109310 100001256	SA	7	9/30/2014	9/30/2014	40	82,303.74			CAD	82,303.74	CAD	73,742.26	USD	9730	CTAX Pd 7 GST Return
109310 100001256	SA	7	9/30/2014	9/30/2014	40	-77,313.11			CAD	-77,313.11	CAD	-69,270.77	USD	9730	CTAX - Pd 7 GST ITRs Refund
109310 100001155	SA	7	9/30/2014	9/30/2014	40	-685,095.61			CAD	-685,095.61	CAD	-613,829.95	USD	H297	CTAX - GST/HST 1148 to Pd 7 Return
109310 100001155	SA	7	9/30/2014	9/30/2014	40	-82,303.74			CAD	-82,303.74	CAD	-73,742.26	USD	H297	CTAX GST 1148 to Pd 7 Return
109310 100001155	SA	7	9/30/2014	9/30/2014	40	154,840.46			CAD	154,840.46	CAD				

Account Number	Document Type	Posting period	Posting Date	Document Date	Posting Key	Amount in doc. curr.	Cash Ref	Rollforward Ref	Document currency	Amount in local currency	Local Currency	Amount in loc.curr.2	Local currency 2	Profit Center	Text
1093100 100001395	ZI	9	10/9/2014	9/30/2014	40	65,714.57	16		CAD	66,714.57	CAD	58,878.75	USD	3669	PRPACT/PROPCO/PCL-04AP14T213669
2032200 100001397	ZI	9	10/9/2014	10/7/2014	50	(101,126.88)	16		CAD	(101,126.88)	CAD	(90,599.25)	USD	3605	PRPACT/PROPCO/PCL-04AP14T213665
1092910 100001398	ZI	9	10/14/2014	9/24/2014	40	173,474.08	16	ee	CAD	173,474.08	CAD	159,861.71	USD	9730	PRPACT/PROPCO/RELIANCE-02AP10T213658
1092910 100001399	ZI	9	10/14/2014	9/24/2014	40	143,799.15	16	ee	CAD	143,799.15	CAD	129,584.22	USD	9730	PRPACT/PROPCO/RELIANCE-02AP10T213658
1092910 100001397	ZI	9	10/14/2014	9/24/2014	40	351,767.11	16	ee	CAD	351,767.11	CAD	320,575.15	USD	9730	PRPACT/PROPCO/POMERLEAU-04AP09T217006
1093100 100001398	ZI	9	10/14/2014	9/24/2014	40	20,296.47	16	ee	CAD	20,296.47	CAD	18,235.82	USD	3658	PRPACT/PROPCO/RELIANCE-02AP10T213658
1093100 100001399	ZI	9	10/14/2014	9/24/2014	40	83,668.55	16	ee	CAD	83,668.55	CAD	75,547.22	USD	7004	PRPACT/PROPCO/ELLISON-03AP10T217004
1093100 100001399	ZI	9	10/14/2014	9/24/2014	40	54,979.49	16	ee	CAD	54,979.49	CAD	50,104.34	USD	7006	PRPACT/PROPCO/POMERLEAU-04AP09T217006
1093110 100001399	ZI	9	10/14/2014	9/24/2014	40	103,387.55	16	ee	CAD	103,387.55	CAD	94,219.95	USD	7006	PRPACT/PROPCO/POMERLEAU-04AP09T217006
2032200 100001397	ZI	9	10/14/2014	9/24/2014	50	636,628.31	16		CAD	636,628.31	CAD	580,177.08	USD	7006	PRPACT/PROPCO/RELIANCE-02AP10T213658
1093100 100001410	ZI	9	10/15/2014	10/15/2014	40	(17,347.40)	16		CAD	(17,347.40)	CAD	594,759.11	USD	C205	PMGACT/Prop. Co. GST Paid
1093100 100001410	ZI	9	10/15/2014	10/15/2014	40	671,661.46	16		CAD	671,661.46	CAD	594,759.11	USD	C205	PMGACT/Prop. Co. GST Paid
1092910 100001400	ZI	9	10/16/2014	10/16/2014	40	149,649.83	16		CAD	149,649.83	CAD	123,692.67	USD	C205	PMGACT/Prop. Co. GST Paid
1092910 100001400	ZI	9	10/16/2014	10/16/2014	40	924,555.06	16	ee	CAD	924,555.06	CAD	823,305.91	USD	9730	PRPACT/PROPCO/PCL-02AP12T213646
1093100 100001400	ZI	9	10/16/2014	10/16/2014	40	120,192.16	16		CAD	120,192.16	CAD	107,679.77	USD	3646	PRPACT/PROPCO/PCL-02AP12T213646
2032200 100001400	ZI	9	10/16/2014	10/16/2014	50	(104,474.79)	16		CAD	(104,474.79)	CAD	(93,598.63)	USD	3646	PRPACT/PROPCO/PCL-02AP12T213646
1092910 100001404	ZI	9	10/23/2014	10/15/2014	40	26,252.15	16	ee	CAD	26,252.15	CAD	23,246.40	USD	9730	PRPACT/PROPCO/LEDCOR-03AP08T213561
1093100 100001404	ZI	9	10/23/2014	10/15/2014	40	5,062.60	16	ee	CAD	5,062.60	CAD	4,482.95	USD	3661	PRPACT/PROPCO/LEDCOR-03AP08T213561
2032200 100001403	ZI	9	10/23/2014	10/15/2014	40	(381,214.39)	16		CAD	(381,214.39)	CAD	1,223,071.27	USD	3646	PRPACT/PROPCO/PCL-02AP13T213646
1092910 100001406	ZI	9	10/24/2014	10/24/2014	40	101,031.83	16		CAD	101,031.83	CAD	89,917.97	USD	9730	PRPACT/PROPCO/PCL-02AP13T213646
2032200 100001406	ZI	9	10/24/2014	10/24/2014	50	(101,031.83)	16		CAD	(101,031.83)	CAD	(89,917.97)	USD	3646	PRPACT/PROPCO/PCL-02AP13T213646
1092910 100001407	SA	9	10/27/2014	10/17/2014	40	157,535.10	16	nets	CAD	157,535.10	CAD	139,981.43	USD	9730	PRPACT/PROPCO/PCL-05AP05T213772
1092910 100001427	SA	9	10/27/2014	10/17/2014	50	(157,535.10)	16	nets	CAD	(157,535.10)	CAD	(139,981.43)	USD	9730	PRPACT/PROPCO/PCL-05AP05T213772
1093100 100001427	SA	9	10/27/2014	10/17/2014	40	10,881.23	16		CAD	10,881.23	CAD	9,668.77	USD	3772	PRPACT/PROPCO/PCL-05AP05T213772
1093100 100001427	SA	9	10/27/2014	10/17/2014	50	(10,881.23)	16		CAD	(10,881.23)	CAD	(9,668.77)	USD	3772	PRPACT/PROPCO/PCL-05AP05T213772
2032200 100001427	SA	9	10/27/2014	10/17/2014	50	228,105.00	16		CAD	228,105.00	CAD	202,687.93	USD	3772	PRPACT/PROPCO/PCL-05AP05T213772
2032200 100001427	SA	9	10/27/2014	10/17/2014	50	(228,105.00)	16		CAD	(228,105.00)	CAD	(202,687.93)	USD	3772	PRPACT/PROPCO/PCL-05AP05T213772
1092910 100001286	ZI	9	10/30/2014	10/30/2014	40	1,884,691.47	6	dd	CAD	1,884,691.47	CAD	1,670,381.52	USD	H297	FINRPTG/CIP PURCHASE
1093100 100001286	ZI	9	10/30/2014	10/30/2014	40	242,995.13	6	dd	CAD	242,995.13	CAD	215,363.94	USD	H297	FINRPTG/CIP PURCHASE
1093110 100001286	ZI	9	10/30/2014	10/30/2014	40	(12,173.25)	6		CAD	(12,173.25)	CAD	(10,789.02)	USD	H297	FINRPTG/CIP PURCHASE
1092910 100001585	ZI	10	11/11/2014	10/17/2014	40	157,535.10	15	gg	CAD	157,535.10	CAD	139,981.43	USD	9730	PRPACT/PROPCO/PCL-05AP05T213772
1093100 100001585	ZI	10	11/11/2014	10/17/2014	40	10,881.23	15	gg	CAD	10,881.23	CAD	9,668.77	USD	3772	PRPACT/PROPCO/PCL-05AP05T213772
2032200 100001585	ZI	10	11/11/2014	10/17/2014	40	228,105.00	15	gg	CAD	228,105.00	CAD	202,687.93	USD	3772	PRPACT/PROPCO/PCL-05AP05T213772
1092910 100001586	ZI	10	11/14/2014	11/5/2014	40	1,043,070.10	15	gg	CAD	1,043,070.10	CAD	914,332.14	USD	9730	PRPACT/PROPCO/PCL-04AP05T213505
1093100 100001586	ZI	10	11/14/2014	11/5/2014	40	122,134.02	15	gg	CAD	122,134.02	CAD	107,059.98	USD	3505	PRPACT/PROPCO/PCL-04AP05T213505
2032200 100001586	ZI	10	11/14/2014	11/5/2014	50	(105,162.31)	15	gg	CAD	(105,162.31)	CAD	(92,182.96)	USD	3505	PRPACT/PROPCO/PCL-04AP05T213505
1093100 100001574	ZI	10	11/15/2014	11/15/2014	40	676,309.54	15		CAD	676,309.54	CAD	599,193.36	USD	C205	PMGACT/Prop. Co. GST Paid
1093110 100001574	ZI	10	11/15/2014	11/15/2014	40	149,849.83	15		CAD	149,849.83	CAD	132,763.21	USD	C205	PMGACT/Prop. Co. GST Paid
1092910 100001569	ZI	10	11/20/2014	10/20/2014	40	115,280.17	15	gg	CAD	115,280.17	CAD	102,444.06	USD	9730	PRPACT/PROPCO/PCL-02AP11T213739
1093100 100001570	ZI	10	11/20/2014	10/20/2014	40	134,625.82	15	gg	CAD	134,625.82	CAD	120,957.61	USD	9730	PRPACT/PROPCO/PCL-02AP11T213739
1092910 100001570	ZI	10	11/20/2014	10/20/2014	40	14,335.58	15	gg	CAD	14,335.58	CAD	12,714.48	USD	3552	PRPACT/PROPCO/PCL-02AP11T213739
1093100 100001570	ZI	10	11/20/2014	10/20/2014	50	(59,571.76)	15	gg	CAD	(59,571.76)	CAD	(53,523.59)	USD	3739	PRPACT/PROPCO/PCL-02AP11T213739
2032200 100001570	ZI	10	11/20/2014	10/20/2014	50	62,950.47	15	gg	CAD	62,950.47	CAD	56,598.27	USD	3739	PRPACT/PROPCO/PCL-02AP11T213739
1092910 100001571	ZI	10	11/21/2014	11/22/2014	40	248,946.83	15	gg	CAD	248,946.83	CAD	219,723.60	USD	9730	PRPACT/PROPCO/PCL-04AP15T213669
1093100 100001571	ZI	10	11/21/2014	11/22/2014	40	32,306.84	15	gg	CAD	32,306.84	CAD	28,514.42	USD	3658	PRPACT/PROPCO/PCL-04AP15T213669
2032200 100001571	ZI	10	11/21/2014	11/22/2014	50	(28,125.43)	15	gg	CAD	(28,125.43)	CAD	(24,823.86)	USD	3658	PRPACT/PROPCO/PCL-04AP15T213669
1093100 100001572	ZI	10	11/24/2014	11/19/2014	40	106,403.64	15		CAD	106,403.64	CAD	94,212.54	USD	3658	PRPACT/PROPCO/RELIANCE-02AP11T213658
2032200 100001572	ZI	10	11/24/2014	11/19/2014	40	889,318.81	15		CAD	889,318.81	CAD	787,425.90	USD	3658	PRPACT/PROPCO/RELIANCE-02AP11T213658
1092910 100001426	ZI	10	11/29/2014	11/29/2014	40	908,393.11	6	ff	CAD	908,393.11	CAD	801,971.49	USD	H297	FINRPTG/CIP PURCHASE
1093100 100001426	ZI	10	11/29/2014	11/29/2014	40	28,444.75	6	ff	CAD	28,444.75	CAD	25,112.35	USD	H297	FINRPTG/CIP PURCHASE
1092910 100001707	ZI	11	12/9/2014	10/23/2014	40	58,254.76	6		CAD	58,254.76	CAD	51,652.16	USD	3658	PRPACT/PROPCO/RELIANCE-02AP12T213658
1093100 100001707	ZI	11	12/9/2014	10/23/2014	40	756,046.94	14	hh	CAD	756,046.94	CAD	672,879.09	USD	9730	PRPACT/PROPCO/PCL-04AP15T213669
1092910 100001711	ZI	11	12/9/2014	12/5/2014	40	87,388.71	14	hh	CAD	87,388.71	CAD	76,763.31	USD	9730	PRPACT/PROPCO/PCL-04AP15T213669
1093100 100001707	ZI	11	12/9/2014	12/5/2014	40	98,286.10	14	hh	CAD	98,286.10	CAD	87,474.28	USD	3669	PRPACT/PROPCO/PCL-04AP15T213669
1092910 100001711	ZI	11	12/9/2014	12/5/2014	40	1,953.91	14	hh	CAD	1,953.91	CAD	1,716.37	USD	3713	PRPACT/PROPCO/PCL-04AP15T213669
1093100 100001708	ZI	11	12/10/2014	11/17/2014	40	91,993.16	14	hh	CAD	91,993.16	CAD	81,503.65	USD	9730	PRPACT/PROPCO/PCL-02AP14T213646
1092910 100001709	ZI	11	12/10/2014	12/4/2014	40	388,740.40	14	hh	CAD	388,740.40	CAD	347,140.82	USD	9730	PRPACT/PROPCO/POMERLEAU-04AP10T217006
1093100 100001710	ZI	11	12/10/2014	12/5/2014	40	452,336.88	14	hh	CAD	452,336.88	CAD	397,344.41	USD	9730	PRPACT/PROPCO/POMERLEAU-04AP10T217006
1092910 100001708	ZI	11	12/10/2014	11/17/2014	40	11,959.10	14	hh	CAD	11,959.10	CAD	10,595.46	USD	3646	PRPACT/PROPCO/RELIANCE-02AP13T213668
1093100 100001710	ZI	11	12/10/2014	12/5/2014	40	58,800.82	14	hh	CAD	58,800.82	CAD	51,652.16	USD	3658	PRPACT/PROPCO/RELIANCE-02AP13T213668
1092910 100001709	ZI	11	12/10/2014</												

Account	Document Number	Document Type	Posting period	Posting Date	Document Date	Posting Key	Amount in doc. curr.	Cash Ref	Rollforward Ref	Document currency	Amount in local currency	Local Currency	Amount in loc.curr.2	Local currency 2	Profit Center	Text
1092910	100008870	ZI	12	1/14/2015	1/14/2015	50	(9,218,086.30)			CAD	(9,218,086.30)	CAD	(7,710,653.53)	USD	7601	PRPACT-AUC Ber/Bal Trfr 2006
1092910	100008838	ZI	12	1/14/2015	1/14/2015	50	(9,218,086.30)	nets		CAD	(9,218,086.30)	CAD	(7,710,653.53)	USD	9730	PRPACT-AUC PD 12 Reclass - 2006
1092910	100008838	ZI	12	1/14/2015	1/14/2015	40	9,218,086.30	nets		CAD	9,218,086.30	CAD	7,710,653.53	USD	9730	PRPACT-AUC PD 12 Reclass - 2006
1092910	100008839	ZI	12	1/14/2015	1/14/2015	50	(1,477,640.87)			CAD	(1,477,640.87)	CAD	(1,236,002.40)	USD	7601	PRPACT-AUC TRFR - 2006
1092910	100008885	ZI	12	1/14/2015	1/14/2015	50	(2,824,668.00)	nets		CAD	(2,824,668.00)	CAD	2,362,750.31	USD	9730	
1092910	100008885	ZI	12	1/14/2015	1/14/2015	40	2,824,668.00	nets		CAD	2,824,668.00	CAD	2,362,750.31	USD	9730	

C Cash Pivot - on ECC GL Detail - LP and LLC Cash activity

Cash Ref	Account	Statement Item#	Sum of Amount	Sum of USD Amount	
1			(3,183,327.00)		GL2.1
	LP CAD 1148		(3,183,327.00)		
		206	(3,183,327.00)		B32
2			(72,709,833.16)		GL2.1
	LP CAD 1148		(72,709,833.16)		
		184	(72,709,833.16)		B31
3			(128,916,979.30)		
	LP CAD 1148		(128,916,979.30)		
		78	(45,461,723.95)		B25
		81	(5,645,168.04)		B25
		84	(51,627,841.06)		B25
		99	(26,182,246.25)		B26
4			(90,998,415.21)		GL2.1
	LP CAD 1148		(90,998,415.21)		
		3	(41,933,232.68)		B19
		5	(18,003,057.95)		B19
		6	(31,062,124.58)		B19
5			(188,628,396.02)		GL2.1
	LP CAD 1148		(188,628,396.02)		
		43	(29,629,895.58)		B23
		44	(40,282,810.44)		B23
		48	(21,195,555.00)		B23
		50	(33,881,606.25)		B23
		54	(60,760,075.13)		B24
		57	(2,878,453.62)		B24
6			(53,881,578.46)		GL2.1
	LLC CAD 2006		(53,881,578.46)		
		28	(14,237,341.48)		B2
		38	(1,423,812.76)		B4
		54	(2,622,137.68)		B5
		70	(5,323,282.19)		B6
		96	(11,764,321.09)		B8
		107	(11,584,126.93)		B9
		125	(3,815,950.36)		B10
		139	(2,115,513.35)		B11
		163	(995,092.62)		B12
7			(201,966,973.75)		GL2.1
	LP CAD 1148		(201,966,973.75)		
		10	(21,202,827.89)		B20
		11	(27,594,261.55)		B20
		12	(12,264,865.09)		B20
		14	(30,404,722.29)		B20
		17	(10,210,575.98)		B20
		19	(16,500,000.00)		B20
		20	(19,837,949.01)		B20
		22	(19,911,780.00)		B21
		27	(4,039,991.94)		B21
		30	(10,000,000.00)		B21
		33	(10,000,000.00)		B22
		34	(10,000,000.00)		B22
		36	(10,000,000.00)		B22
8			(341,685,629.65)	(334,179,750.63)	GL2.1
	LP USD 1148		(341,685,629.65)	(334,179,750.63)	
		3	(10,274,000.00)	(10,000,000.00)	B14
		4	(692,327.17)	(673,863.32)	B14
		7	(19,918,193.49)	(19,487,519.31)	B14
		8	(4,968,100.95)	(4,860,679.92)	B14
		10	(185,679,397.69)	(180,868,300.89)	B14
		12	(1,324,967.50)	(1,295,051.80)	B14
		13	(4,092,400.00)	(4,000,000.00)	B14
		15	(4,266,780.00)	(4,200,000.00)	B14
		16	(1,377,973.81)	(1,356,406.94)	B14
		19	(3,051,600.00)	(3,000,000.00)	B15
		20	(17,526,594.55)	(17,230,234.52)	B15
		22	(6,085,800.00)	(6,000,000.00)	B15
		24	(11,481,694.21)	(11,338,323.47)	B15
		26	(1,180,619.55)	(1,161,569.81)	B16
		28	(5,200,368.12)	(5,128,062.44)	B16
		31	(11,000,000.00)	(10,855,620.25)	B17
		32	(2,960,798.95)	(2,921,937.19)	B16
		33	(5,066,500.00)	(5,000,000.00)	B16
		35	(5,973,900.00)	(5,821,947.18)	B17
		36	(1,026,100.00)	(1,000,000.00)	B17
		38	(1,958,262.88)	(1,909,010.41)	B17
		40	(1,000,000.00)	(974,468.91)	B17
		42	(589,371.68)	(574,884.59)	B17
		44	(5,774,400.00)	(5,630,265.21)	B17
		45	(1,025,600.00)	(1,000,000.00)	B17
		47	(918,621.15)	(903,621.04)	B17
		48	(4,168,060.00)	(4,100,000.00)	B17
		50	(4,542,886.74)	(4,510,859.64)	B18
		54	(504,150.00)	(500,000.00)	B18

Source: Cash Pivot - on ECC GL Detail from Treasury Module - Prop LP and Prop LLC cash activity. Statement item # ties to references on bank statements. Green 'BX' will reference the bank statement page the item is located on.

Purpose: Support drawdown activity on loan facility at N1.

Cash Ref	Account	Statement Item#	Sum of Amount	Sum of USD Amount	
8	LP USD 1148	55	(1,756,161.21)	(1,741,705.06)	B18
		57	(16,300,000.00)	(16,135,418.73)	B18
9			(47,903,974.42)		GL2.1
	LP CAD 2006		(47,903,974.42)		
		2	(1,661,750.57)		B36
		5	(871,770.29)		B36
		6	(987,843.72)		B36
		7	(1,992,445.13)		B36
		8	(1,299,621.55)		B36
		9	(1,732,759.99)		B36
		10	(3,294,389.74)		B36
		12	(617,858.46)		B36
		13	(907,105.21)		B36
		14	(1,278,957.94)		B36
		15	(204,761.74)		B36
		16	(1,349,739.03)		B36
		19	(1,237,996.10)		B37
		20	(1,840,008.58)		B37
		21	(2,858,706.62)		B37
		22	(667,701.53)		B37
		23	(1,074,899.38)		B37
		24	(1,232,396.92)		B37
		25	(2,473,261.81)		B37
		26	(33,410.87)		B37
		28	(1,565,561.61)		B37
		29	(2,094,739.18)		B37
		30	(1,348,932.11)		B37
		31	(216,932.37)		B37
		32	(1,112,567.51)		B37
		34	(6,098,529.23)		B38
		36	(1,476,191.39)		B38
		37	(1,887,347.71)		B38
		38	(1,622,201.22)		B38
		39	(742,443.92)		B38
		40	(2,121,142.99)		B38
10			(85,341,653.47)		GL2.1
	LP CAD 2006		(85,341,653.47)		
		43	(2,514,806.66)		B39
		45	(556,677.46)		B39
		46	(2,151,055.94)		B39
		47	(2,130,589.26)		B39
		48	(1,506,419.55)		B39
		49	(1,018,376.41)		B39
		50	(194,692.63)		B39
		53	(2,651,400.54)		B39
		54	(2,186,339.31)		B39
		55	(939,440.99)		B39
		56	(1,549,334.81)		B39
		57	(1,403,291.54)		B39
		59	(553,743.85)		B40
		60	(239,985.22)		B40
		61	(2,665,065.03)		B40
		62	(3,769,011.67)		B40
		63	(1,355,513.30)		B40
		64	(77,594.78)		B40
		65	(2,464,483.10)		B40
		67	(2,804,974.65)		B40
		68	(775,039.51)		B40
		69	(3,090,862.02)		B40
		70	(271,636.46)		B40
		71	(2,178,105.32)		B40
		72	(2,132,945.94)		B40
		74	(458,617.25)		B41
		75	(1,390,759.25)		B40
		76	(754,688.48)		B41
		77	(710,665.27)		B41
		78	(755,132.82)		B41
		80	(6,601,906.22)		B41
		81	(5,495,659.82)		B41
		83	(2,178,160.43)		B41
		84	(234,457.12)		B41
		85	(325,440.19)		B41
		86	(185,447.88)		B41
		88	(889,024.18)		B41
		89	(133,147.98)		B42
		90	(213,690.34)		B42
		91	(1,028,901.31)		B41
		92	(694,325.16)		B42
		93	(875,889.90)		B41
		95	(980,809.65)		B42
		96	(1,041,050.12)		B42
		97	(690,054.02)		B42
		98	(1,449,472.86)		B42
		99	(1,986,785.60)		B42

Cash Ref	Account	Statement Item#	Sum of Amount	Sum of USD Amount
	LP CAD 2006	100	(38,381.69)	B42
		101	(626,752.54)	B42
		104	(1,944,497.92)	B42
		105	(3,723,268.43)	B42
		106	(3,791,678.23)	B42
		107	(384,279.19)	B43
		108	(2,651,988.09)	B42
		109	(1,925,335.58)	B43
11			(73,440,695.87)	GL2.1
	LP CAD 2006		(73,440,695.87)	
		119	(812,084.26)	B44
		120	(554,319.69)	B44
		121	(182,108.78)	B44
		122	(199,712.41)	B44
		123	(1,158,256.43)	B44
		124	(1,960,324.73)	B44
		125	(2,439,515.15)	B44
		126	(598,081.20)	B44
		127	(1,533,849.29)	B44
		129	(3,825,326.84)	B44
		131	(1,960,324.73)	B45
		132	(2,107,734.43)	B45
		133	(711,696.26)	B45
		134	(715,534.13)	B45
		135	(696,589.85)	B45
		136	(1,635,717.32)	B45
		138	(142,108.31)	B45
		139	(2,126,889.70)	B45
		140	(106,837.72)	B45
		141	(82,673.63)	B45
		142	(704,481.81)	B45
		144	(165,640.46)	B45
		146	(521,073.87)	B46
		147	(805,959.95)	B46
		148	(96,637.15)	B46
		149	(897,571.99)	B46
		150	(1,592,244.87)	B45
		151	(2,175,828.93)	B45
		152	(1,434,425.19)	B46
		153	(1,640,596.22)	B45
		154	(972,613.43)	B46
		155	(287,960.87)	B46
		157	(2,021,956.96)	B46
		158	(216,085.25)	B47
		159	(510,457.43)	B46
		160	(621,818.86)	B46
		161	(361,653.17)	B46
		162	(1,468,573.66)	B46
		163	(899,554.94)	B46
		164	(27,139.34)	B47
		165	(3,397,187.11)	B46
		166	(1,164,468.15)	B46
		167	(721,138.03)	B46
		169	(699,507.57)	B47
		170	(794,989.87)	B47
		171	(259,530.21)	B47
		172	(2,251,299.61)	B47
		173	(1,615,982.12)	B47
		174	(1,080,860.97)	B47
		175	(2,108,027.12)	B47
		177	(351,769.68)	B47
		178	(160,492.36)	B47
		179	(1,468,158.81)	B47
		180	(581,501.82)	B47
		181	(261,798.28)	B47
		182	(679,122.73)	B47
		184	(268,896.80)	B48
		185	(378,060.59)	B48
		186	(1,358,407.57)	B48
		187	(1,687,177.47)	B48
		188	(157,998.79)	B48
		189	(1,027,477.28)	B48
		191	(1,150,601.18)	B48
		194	(1,204,231.98)	B48
		195	(2,535,897.40)	B48
		196	(1,235,397.61)	B48
		197	(192,101.91)	B48
		198	(1,446,424.61)	B48
		199	(1,062,176.48)	B48
		200	(517,477.58)	B48
		201	(650,574.97)	B48
12			(22,145,096.79)	GL2.2
	LP CAD 2006		(22,145,096.79)	
		427	(419,320.42)	B63

Cash Ref	Account	Statement Item#	Sum of Amount	Sum of USD Amount
12	LP CAD 2006	428	(3,928,077.94)	B63
		429	(149,063.09)	B63
		430	(1,587,224.44)	B63
		432	(278,254.78)	B63
		433	(1,668,205.40)	B63
		434	(1,493,243.61)	B63
		435	(462,423.03)	B63
		436	(698,070.72)	B63
		437	(1,930,865.30)	B63
		439	(1,237,018.39)	B63
		441	(162,411.90)	B63
		443	(1,413,743.00)	B63
		444	(948,461.34)	B63
		445	(905,676.12)	B64
		446	(689,336.06)	B64
		447	(859,639.92)	B64
		449	(11,685.89)	B64
		450	(69,012.85)	B64
		451	(305,180.44)	B64
452	(245,011.88)	B64		
454	(1,609,184.52)	B64		
455	(1,001,950.27)	B64		
458	(40,540.17)	B64		
459	(31,495.31)	B64		
13			(27,318,632.15)	GL2.2
	LP CAD 2006		(27,318,632.15)	
		386	(208,354.95)	B60
		387	(208,120.34)	B60
		389	(520,690.18)	B60
		390	(835,212.18)	B60
		392	(1,433,378.04)	B60
		393	(810,177.73)	B60
		394	(979,511.45)	B60
		395	(70,805.99)	B60
		397	(34,309.22)	B61
		398	(210,892.05)	B60
		399	(347,769.20)	B60
		400	(1,890,260.00)	B60
		401	(31,054.90)	B61
		402	(4,854.48)	B61
		403	(301,859.10)	B60
		404	(373,121.31)	B60
		405	(3,475,725.31)	B60
		409	(1,688,871.02)	B61
		410	(83,751.15)	B62
		411	(587,648.06)	B61
		412	(832,752.95)	B61
		413	(97,703.65)	B62
		414	(1,041,867.57)	B61
		415	(583,006.63)	B61
		416	(92,420.42)	B62
		417	(65,586.20)	B62
		418	(2,671,596.08)	B61
		419	(574,952.16)	B61
		420	(829,029.28)	B61
		421	(1,076,772.85)	B61
		422	(2,475,932.14)	B61
		423	(489,601.37)	B62
424	(2,391,044.19)	B61		
14			(1,975,253.02)	GL2.2
	LLC CAD 2006		(1,975,253.02)	
		168	(10,692.62)	B13
		169	(103,952.00)	B13
		170	(854,333.04)	B13
		172	(511,137.70)	B13
		173	(495,137.66)	B13
15			(2,973,034.11)	GL2.2
	LLC CAD 2006		(2,973,034.11)	
		152	(396,521.33)	B12
		153	(1,060,041.81)	B12
		155	(253,128.24)	B12
		156	(995,722.45)	B12
		160	(138,004.53)	B12
		161	(129,615.75)	B12
16			(5,476,650.88)	GL2.2
	LLC CAD 2006		(5,476,650.88)	
		127	(571,211.23)	B11
		131	(176,423.15)	B11
		132	(1,001,984.77)	B11
		134	(227,467.70)	B11
		135	(1,146,762.46)	B11
		137	(940,272.43)	B11
		141	(31,314.75)	B11
		142	(1,381,214.39)	B11

Cash Ref	Account	Statement Item#	Sum of Amount	Sum of USD Amount
17			(11,370,743.63)	GL2.2
	LLC CAD 2006		(11,370,743.63)	
		46	(900,344.63)	B4
		47	(1,169,300.31)	B4
		48	(625,893.26)	B4
		50	(495,273.87)	B4
		51	(1,347,167.67)	B4
		55	(1,435,239.87)	B5
		56	(1,688,965.92)	B5
		57	(1,865,199.38)	B5
		60	(1,843,358.72)	B5
18			(7,682,408.49)	GL2.2
	LLC CAD 2006		(7,682,408.49)	
		64	(2,147,457.17)	B6
		66	(1,423,321.13)	B6
		67	(1,039,660.69)	B6
		73	(1,232,267.22)	B6
		74	(1,360,707.38)	B6
		75	(478,994.90)	B6
19			(11,050,532.37)	GL2.2
	LLC CAD 2006		(11,050,532.37)	
		77	(37,970.28)	B7
		78	(214,979.41)	B7
		79	(667,289.87)	B7
		86	(1,166,748.13)	B7
		87	(1,975,457.67)	B7
		88	(30,900.86)	B7
		89	(307,128.33)	B7
		90	(2,424,872.71)	B7
		91	(1,431,058.55)	B7
		92	(2,794,126.56)	B7
20			(9,276,265.81)	GL2.2
	LLC CAD 2006		(9,276,265.81)	
		98	(883,010.97)	B9
		99	(37,970.28)	B9
		101	(45,829.85)	B9
		104	(28,044.73)	B9
		109	(1,710,185.22)	B10
		111	(1,508,891.24)	B10
		112	(897,721.71)	B10
		113	(713,393.27)	B10
		117	(95,791.50)	B10
		119	(825,068.68)	B10
		120	(1,898,045.20)	B10
		121	(632,313.16)	B10
21			(1,013,977.01)	GL2.3
	LLC CAD 2006		(1,013,977.01)	
		39	(109,644.91)	B4
		40	(221,949.98)	B4
		41	(491,192.94)	B4
		42	(161,189.18)	B4
		43	(30,000.00)	B4
22			(92,237,783.25)	GL2.3
	LP CAD 1148		(92,237,783.25)	
		119	(25,852,099.63)	B27
		125	(23,693,876.61)	B27
		131	(20,174,845.82)	B28
		145	(22,516,961.19)	B29
23			(16,863,067.24)	GL2.3
	LP CAD 1148		(16,863,067.24)	
		160	(24,804,913.68)	B30
		164	7,941,846.44	B30
24			(26,893,901.24)	GL2.3
	LLC CAD 2006		(26,893,901.24)	
		186	(26,893,901.24)	B1
25			145,475,194.77	GL2.3
	LLC CAD 2006		145,475,194.77	
		11	118,258,777.77	B1
		183	27,216,417.00	B1
26			(146,743,092.79)	GL2.3
	LP CAD 2006		(146,743,092.79)	
		203	(82,550.12)	B49
		204	(1,742,019.21)	B49
		205	(359,951.13)	B49
		206	(2,572,930.12)	B49
		207	(1,474,770.03)	B49
		208	(343,321.59)	B49
		209	(72,817.76)	B49
		210	(866,095.19)	B49
		211	(2,147,369.37)	B49
		213	(287,845.52)	B50
		214	(644,961.77)	B50
		215	(719,329.55)	B50
		216	(956,564.10)	B49

T2
T2

Cash Ref	Account	Statement Item#	Sum of Amount	Sum of USD Amount
	LP CAD 2006	217	(945,532.42)	B49
		218	(3,024,460.63)	B49
		219	(13,768.35)	B50
		220	(587,528.88)	B50
		221	(750,110.90)	B49
		222	(1,783,363.40)	B49
		223	(845,898.10)	B49
		224	(137,097.57)	B50
		225	(1,036,911.52)	B49
		227	(1,701,920.44)	B50
		228	(2,673,770.65)	B50
		229	(1,143,583.76)	B50
		230	(504,748.91)	B50
		231	(848,430.70)	B50
		232	(822,538.14)	B50
		233	(1,739,367.82)	B50
		234	(19,579.34)	B50
		235	(2,031,688.50)	B50
		236	(694,350.12)	B50
		238	(1,014,616.21)	B51
		239	(963,586.15)	B51
		240	(637,702.00)	B51
		241	(379,841.99)	B51
		242	(62,138.81)	B51
		243	(1,065,546.72)	B51
		244	(634,635.74)	B51
		245	(2,483,486.25)	B51
		247	(1,376,652.66)	B51
		248	(759,565.61)	B51
		249	(57,864.38)	B51
		250	(257,558.65)	B51
		251	(290,823.64)	B51
		253	(1,098,092.37)	B51
		254	(1,305,873.90)	B51
		255	(1,277,327.32)	B51
		258	(3,481,111.94)	B52
		259	(4,442,258.86)	B52
		261	(858,065.68)	B53
		262	(136,417.36)	B53
		263	(2,380,085.04)	B53
		264	(612,444.00)	B53
		265	(1,521,887.46)	B53
		266	(707,497.27)	B53
		267	(551,120.43)	B53
		268	(172,886.52)	B53
		270	(188,822.46)	B53
		271	(1,157,437.49)	B53
		272	(287,221.45)	B53
		273	(658,388.26)	B53
		274	(3,317,657.46)	B53
		275	(352,765.92)	B53
		276	(310,674.03)	B53
		278	(1,011,069.71)	B54
		279	(1,711,352.53)	B54
		280	(1,126,682.94)	B54
		282	(5,155,649.18)	B54
		284	(306,587.91)	B54
		285	(2,202,036.88)	B54
		286	(2,116,272.77)	B54
		287	(1,275,932.80)	B54
		288	(21,875.52)	B54
		289	(684,998.49)	B54
		290	(1,048,956.29)	B54
		291	(844,768.03)	B54
		292	(719,085.44)	B54
		293	(492,137.33)	B54
		294	(2,812,043.27)	B54
		296	(1,096,228.98)	B55
		297	(424,375.43)	B55
		298	(462,229.41)	B55
		299	(1,343,898.42)	B55
		300	(70,028.27)	B55
		301	(754,450.70)	B55
		302	(1,085,932.26)	B55
		304	(699,012.34)	B55
		305	(46,590.29)	B55
		306	(578,399.26)	B55
		307	(165,802.81)	B55
		308	(384,209.97)	B55
		310	(1,376,463.79)	B55
		311	(905,747.62)	B55
		314	(684,793.05)	B56
		315	(162,045.84)	B56
		316	(341,733.26)	B56

Cash Ref	Account	Statement Item#	Sum of Amount	Sum of USD Amount
	LP CAD 2006	317	(313,983.00)	B56
		318	(243,116.96)	B56
		319	(260,469.39)	B56
		320	(289,385.42)	B56
		321	(962,788.67)	B56
		323	(459,350.31)	B56
		324	(368,028.43)	B56
		325	(1,292,680.94)	B56
		326	(699,021.45)	B56
		327	(80,953.49)	B57
		328	(2,493,560.34)	B56
		329	(839,130.48)	B56
		330	(3,046,217.14)	B56
		331	(20,385.61)	B57
		332	(119,684.32)	B57
		333	(421,147.80)	B56
		335	(1,600,050.80)	B57
		336	(2,968,601.90)	B57
		337	(185,801.70)	B57
		338	(710,008.09)	B57
		339	(278,908.38)	B57
		340	(1,652,163.77)	B57
		341	(250,791.03)	B57
		342	(1,104,496.62)	B57
		344	(813,857.05)	B57
		345	(60,056.31)	B57
		346	(1,242,474.53)	B57
		347	(577,158.24)	B57
		349	(99,611.04)	B58
		350	(217,101.70)	B58
		351	(1,503,329.79)	B58
		352	(637,189.43)	B58
		353	(439,936.82)	B58
		354	(501,130.87)	B58
		355	(307,095.71)	B58
		356	(2,548,727.50)	B58
		357	(506,361.08)	B58
		358	(1,107,865.15)	B58
		360	(255,495.38)	B58
		361	(173,455.63)	B58
		362	(306,267.55)	B58
		363	(1,736,120.53)	B58
		367	(2,443,288.23)	B59
		368	(1,925,554.90)	B59
		369	(1,642,078.91)	B59
		370	(212,397.15)	B59
		371	(798,316.98)	B59
		373	(221,945.99)	B59
		375	(5,240.52)	B59
		376	(235,732.95)	B59
		377	(96,912.85)	B59
		378	(757,975.71)	B59
		380	(2,706,637.75)	B59
		382	(1,102,751.18)	B59
		384	(411,678.89)	B59
27			(3,880,245.55)	GL2.3
	LP CAD 2006		(3,880,245.55)	
		463	(2,820,135.57)	B65
		465	(1,060,109.98)	B65
28			(5,404,370.51)	GL2.3
	LP CAD 2006		(5,404,370.51)	
		476	(20,886.08)	B65
		478	(616,181.62)	B65
		479	(1,559,696.93)	B65
		480	(2,899,050.64)	B65
		481	(251,659.96)	B66
		482	(56,895.28)	B66
29			(8,448,549.60)	GL2.3
	LP CAD 2006		(8,448,549.60)	
		467	(403,557.48)	B65
		468	(708,148.36)	B65
		469	(787,468.36)	B65
		470	(791,926.44)	B65
		471	(346,849.98)	B65
		472	(992,911.25)	B65
		473	(314,837.61)	B65
		474	(425,760.93)	B65
		484	(108,830.75)	B66
		485	(361,880.33)	B66
		486	(1,223,867.44)	B66
		487	(1,982,510.67)	B66
30			(1,859,613.91)	GL2.3
	LLC CAD 2006		(1,859,613.91)	
		25	(1,335,683.34)	B2

Cash Ref	Account	Statement Item#	Sum of Amount	Sum of USD Amount	
30	LLC CAD 2006	26	(523,930.57)		B2
31			(10,436,031.53)		GL2.3
	LLC CAD 2006				
		29	(1,431,638.35)		B3
		30	(1,475,221.29)		B3
		31	(1,703,617.10)		B3
		32	(1,934,309.99)		B2
		33	(2,166,766.97)		B2
		34	(1,724,477.83)		B2
32			(1,195,817.40)		GL2.4
	LLC CAD 2006		(1,195,817.40)		
		15	(1,142,373.97)		B2
		16	(46,849.97)		B2
		23	(6,593.46)		B2
33			(1,908,652.55)		GL2.4
	LP CAD 2006		(1,908,652.55)		
		490	(1,908,652.55)		B66
34			(493,039.03)		GL2.4
	LLC CAD 2006		(493,039.03)		
		13	(493,039.03)		B1
35			(1,847,265.75)		GL2.4
	LLC CAD 2006		(1,847,265.75)		
		7	(783,038.39)		B1
		8	(118,907.73)		B1
		9	(945,319.63)		B1
USD			(2,010.88)		N/A - currency references
(blank)			1,633,672,664.23	141,195,484.43	N/A - cash in, other payment activity
N1			(2,259,590.01)		
	LP CAD 1148		(2,259,590.01)		N1 - drawdown activity
		245	(2,000,000.00)		B33
		250	(238,588.01)		B34
		256	(21,002.00)		B35
Grand Total			69,734,777.19	(192,984,266.20)	

DD Ref	Account	Statement Item#	Sum of Amount	Sum of USD Amount	
(blank)			(19,884,675.66)	(334,179,750.63)	N/A - not drawdown activity
1			(416,475.29)		N1
	LP CAD 2006		(416,475.29)		
		386	(208,354.95)		B60
		387	(208,120.34)		B60
2			(1,355,902.36)		N1
	LP CAD 2006		(1,355,902.36)		
		389	(520,690.18)		B60
		390	(835,212.18)		B60
3			(3,293,873.21)		N1
	LP CAD 2006		(3,293,873.21)		
		392	(1,433,378.04)		B60
		393	(810,177.73)		B60
		394	(979,511.45)		B60
		395	(70,805.99)		B60
4			(6,669,845.57)		N1
	LP CAD 2006		(6,669,845.57)		
		397	(34,309.22)		B61
		398	(210,892.05)		B60
		399	(347,769.20)		B60
		400	(1,890,260.00)		B60
		401	(31,054.90)		B61
		402	(4,854.48)		B61
		403	(301,859.10)		B60
		404	(373,121.31)		B60
		405	(3,475,725.31)		B60
5			(15,582,535.72)		N1
	LP CAD 2006		(15,582,535.72)		
		409	(1,688,871.02)		B61
		410	(83,751.15)		B62
		411	(587,648.06)		B61
		412	(832,752.95)		B61
		413	(97,703.65)		B62
		414	(1,041,867.57)		B61
		415	(583,006.63)		B61
		416	(92,420.42)		B62
		417	(65,586.20)		B62
		418	(2,671,596.08)		B61
		419	(574,952.16)		B61
		420	(829,029.28)		B61
		421	(1,076,772.85)		B61
		422	(2,475,932.14)		B61
		423	(489,601.37)		B62
		424	(2,391,044.19)		B61
6			(6,083,685.89)		N1
	LP CAD 2006		(6,083,685.89)		
		427	(419,320.42)		B63
		428	(3,928,077.94)		B63
		429	(149,063.09)		B63
		430	(1,587,224.44)		B63
7			(6,531,062.84)		N1
	LP CAD 2006		(6,531,062.84)		
		432	(278,254.78)		B63
		433	(1,668,205.40)		B63
		434	(1,493,243.61)		B63
		435	(462,423.03)		B63
		436	(698,070.72)		B63
		437	(1,930,865.30)		B63
8			(1,237,018.39)		N1
	LP CAD 2006		(1,237,018.39)		
		439	(1,237,018.39)		B63
9			(162,411.90)		N1
	LP CAD 2006		(162,411.90)		
		441	(162,411.90)		B63
10			(4,816,856.44)		N1
	LP CAD 2006		(4,816,856.44)		
		443	(1,413,743.00)		B63
		444	(948,461.34)		B63
		445	(905,676.12)		B64
		446	(689,336.06)		B64
		447	(859,639.92)		B64
11			(385,879.18)		N1
	LP CAD 2006		(385,879.18)		
		449	(11,685.89)		B64
		450	(69,012.85)		B64
		451	(305,180.44)		B64
12			(2,856,146.67)		N1
	LP CAD 2006		(2,856,146.67)		
		452	(245,011.88)		B64
		454	(1,609,184.52)		B64
		455	(1,001,950.27)		B64
13			(72,035.48)		N1
	LP CAD 2006		(72,035.48)		
		458	(40,540.17)		B64

Source: Cash Pivot - on ECC GL Detail - Prop LP cash activity post 1/9/14, drawdown activity. Statement item # ties to references on bank statements. Pink 'BX' will reference the bank statement page the item is located on.

Purpose: Support drawdown activity on loan facility at N1.

DD Ref	Account	Statement Item#	Sum of Amount	Sum of USD Amount	
(blank)			(19,884,675.66)	(334,179,750.63)	N/A - not drawdown activity
1			(416,475.29)		N1
	LP CAD 2006		(416,475.29)		
		386	(208,354.95)		B60
		387	(208,120.34)		B60
13	LP CAD 2006	459	(31,495.31)		B64
14			(2,820,135.57)		N1
	LP CAD 2006		(2,820,135.57)		
		463	(2,820,135.57)		B65
15			(1,060,109.98)		N1
	LP CAD 2006		(1,060,109.98)		
		465	(1,060,109.98)		B65
16			(4,771,460.41)		N1
	LP CAD 2006		(4,771,460.41)		
		467	(403,557.48)		B65
		468	(708,148.36)		B65
		469	(787,468.36)		B65
		470	(791,926.44)		B65
		471	(346,849.98)		B65
		472	(992,911.25)		B65
		473	(314,837.61)		B65
		474	(425,760.93)		B65
17			(20,886.08)		N1
	LP CAD 2006		(20,886.08)		
		476	(20,886.08)		B65
18			(5,383,484.43)		N1
	LP CAD 2006		(5,383,484.43)		
		478	(616,181.62)		B65
		479	(1,559,696.93)		B65
		480	(2,899,050.64)		B65
		481	(251,659.96)		B66
		482	(56,895.28)		B66
19			(3,677,089.19)		N1
	LP CAD 2006		(3,677,089.19)		
		484	(108,830.75)		B66
		485	(361,880.33)		B66
		486	(1,223,867.44)		B66
		487	(1,982,510.67)		B66
20			(1,908,652.55)		N1
	LP CAD 2006		(1,908,652.55)		
		490	(1,908,652.55)		B66
21			1,725,000.00		N1
	LP CAD 2006		1,725,000.00		
		489	1,725,000.00		B66
22			141,000,000.00	126,820,614.67	
	LP USD 2006		141,000,000.00	126,820,614.67	N1
		21	141,000,000.00	126,820,614.67	B67
23			5,000,000.00	4,501,710.20	
	LP USD 2006		5,000,000.00	4,501,710.20	N1
		25	5,000,000.00	4,501,710.20	B68
24			6,000,000.00	5,430,788.22	
	LP USD 2006		6,000,000.00	5,430,788.22	N1
		27	6,000,000.00	5,430,788.22	B68
25			5,000,000.00	4,442,371.34	
	LP USD 2006		5,000,000.00	4,442,371.34	N1
		29	5,000,000.00	4,442,371.34	B68
Grand Total			69,734,777.19	(192,984,266.20)	

Source: Cash Pivot - on ECC GL Detail - Prop LP cash activity post 1/9/14, drawdown activity. Statement item # ties to references on bank statements. Pink 'BX' will reference the bank statement page the item is located on.

Purpose: Support drawdown activity on loan facility at N1.

Account	Amount	USD Amount	Cash Ref	DD Ref	Repeat code	DR/CR	Value date (sel.)	Statement Item#	Statement Date
LP CAD 1148	CAD 5.00				Canada 1333	BK CREDIT	2/25/2013		
LP CAD 1148	(41,933,232.68)				Canada 1347	BK DEBIT	3/14/2013	3	3/14/2013
LP USD 1148	(CAD 10,274,000.00)	(\$10,000,000.00)	8	4	WIRE TYPE:BOOK OUT DATE:130314 TIME:1350 ET		3/14/2013	3	3/14/2013
LP USD 1148	(CAD 692,327.17)	(\$673,863.32)	8	8	WIRE TYPE:INTL OUT DATE:130314 TIME:1351 ET		3/14/2013	4	3/14/2013
LP USD 1148	CAD 10,274,000.00				WIRE TYPE:BOOK IN DATE:130314 TIME:1152 ET		3/14/2013	2	3/14/2013
LP CAD 1148	CAD 60,000,000.00				Canada 1333	BK CREDIT	3/14/2013	4	3/14/2013
LP USD 1148	(CAD 19,918,193.49)	(\$19,487,519.31)	8	8	WIRE TYPE:BOOK OUT DATE:130315 TIME:1326 ET		3/15/2013	7	3/15/2013
LP USD 1148	(CAD 4,968,100.95)	(\$4,860,679.92)	8	8	WIRE TYPE:INTL OUT DATE:130315 TIME:1327 ET		3/15/2013	8	3/15/2013
LP USD 1148	CAD 4,968,100.95				WIRE TYPE:BOOK IN DATE:130315 TIME:1149 ET		3/15/2013	6	3/15/2013
LP USD 1148	CAD 19,918,193.49				WIRE TYPE:BOOK IN DATE:130315 TIME:1224 ET		3/15/2013	5	3/15/2013
LP USD 1148	(CAD 185,679,397.69)	(\$186,668,300.86)	8	8	WIRE TYPE:BOOK OUT DATE:130320 TIME:1501 ET		3/20/2013	10	3/20/2013
LP USD 1148	CAD 185,679,397.69				WIRE TYPE:BOOK IN DATE:130320 TIME:1454 ET		3/20/2013	9	3/20/2013
LP USD 1148	(CAD 4,092,400.00)	(\$4,000,000.00)	8	8	WIRE TYPE:INTL OUT DATE:130325 TIME:1200 ET		3/25/2013	13	3/25/2013
LP USD 1148	(CAD 1,324,967.50)	(\$1,295,651.80)	8	8	WIRE TYPE:BOOK OUT DATE:130325 TIME:1200 ET		3/25/2013	12	3/25/2013
LP USD 1148	CAD 5,644,753.81				WIRE TYPE:BOOK IN DATE:130325 TIME:1146 ET		3/25/2013	11	3/25/2013
LP USD 1148	(CAD 4,266,780.00)	(\$4,200,000.00)	8	8	WIRE TYPE:BOOK OUT DATE:130328 TIME:1122 ET		3/28/2013	15	3/28/2013
LP USD 1148	(CAD 1,377,973.81)	(\$1,356,466.94)	8	8	WIRE TYPE:INTL OUT DATE:130328 TIME:1123 ET		3/28/2013	16	3/28/2013
LP USD 1148	CAD 35,529,652.50				WIRE TYPE:BOOK IN DATE:130328 TIME:1121 ET		3/28/2013	14	3/28/2013
LP CAD 1148	(18,003,057.95)				Canada 1347	BK DEBIT	4/1/2013	5	4/1/2013
LP USD 1148	(CAD 17,526,594.55)	(\$17,230,234.52)	8	8	WIRE TYPE:BOOK OUT DATE:130401 TIME:1216 ET		4/1/2013	20	4/1/2013
LP USD 1148	(CAD 3,051,600.00)	(\$3,000,000.00)	8	8	WIRE TYPE:INTL OUT DATE:130401 TIME:1216 ET		4/1/2013	19	4/1/2013
LP USD 1148	(CAD 8,937,875.42)				WIRE TYPE:BOOK IN DATE:130401 TIME:1208 ET		4/1/2013	17	4/1/2013
LP CAD 1148	(31,062,124.58)				Canada 1347	BK DEBIT	4/3/2013	6	4/3/2013
LP CAD 1148	CAD 40,000,000.00				Canada 1333	BK CREDIT	4/3/2013	7	4/3/2013
LP USD 1148	(CAD 6,085,800.00)	(\$6,000,000.00)	8	8	WIRE TYPE:BOOK OUT DATE:130404 TIME:1136 ET		4/4/2013	22	4/4/2013
LP USD 1148	(CAD 1,481,694.21)	(\$1,460,804.70)	8	8	WIRE TYPE:INTL OUT DATE:130404 TIME:1136 ET		4/4/2013	24	4/4/2013
LP USD 1148	(CAD 10,000,000.00)				WIRE TYPE:BOOK IN DATE:130404 TIME:1136 ET		4/4/2013	21	4/4/2013
LP CAD 1148	CAD 20,000,000.00				Canada 1333	BK CREDIT	4/4/2013	8	4/4/2013
LP USD 1148	(CAD 10,000,000.00)	(\$9,877,518.77)	8	8	WIRE TYPE:BOOK OUT DATE:130405 TIME:1153 ET		4/5/2013	24	4/5/2013
LP USD 1148	CAD 10,000,000.00				WIRE TYPE:BOOK IN DATE:130405 TIME:1149 ET		4/5/2013	23	4/5/2013
LP CAD 1148	(CAD 20,000,000.00)				Canada 1333	BK CREDIT	4/8/2013	9	4/8/2013
LP USD 1148	(CAD 1,180,619.55)	(\$1,161,569.61)	8	8	WIRE TYPE:INTL OUT DATE:130409 TIME:1056 ET		4/9/2013	26	4/9/2013
LP USD 1148	CAD 1,180,619.55				WIRE TYPE:BOOK IN DATE:130409 TIME:1053 ET		4/9/2013	25	4/9/2013
LP CAD 1148	(21,202,827.89)				Canada 1347	BK DEBIT	4/10/2013	10	4/10/2013
LP USD 1148	(CAD 5,200,368.12)	(\$5,128,062.44)	8	7	WIRE TYPE:BOOK OUT DATE:130411 TIME:1224 ET		4/11/2013	28	4/11/2013
LP USD 1148	CAD 5,200,368.12				WIRE TYPE:BOOK IN DATE:130411 TIME:1227 ET		4/11/2013	27	4/11/2013
LP CAD 1148	(27,594,261.55)				Canada 1347	BK DEBIT	4/15/2013	11	4/15/2013
LP USD 1148	(CAD 1,000,000.00)	(\$10,855,630.25)	8	8	WIRE TYPE:BOOK OUT DATE:130415 TIME:1308 ET		4/15/2013	31	4/15/2013
LP USD 1148	(CAD 5,066,500.00)	(\$5,000,000.00)	8	8	WIRE TYPE:INTL OUT DATE:130415 TIME:1122 ET		4/15/2013	33	4/15/2013
LP USD 1148	(CAD 2,960,798.95)	(\$2,921,937.19)	8	8	WIRE TYPE:BOOK OUT DATE:130415 TIME:1119 ET		4/15/2013	32	4/15/2013
LP USD 1148	(CAD 7,735,134.91)				WIRE TYPE:BOOK IN DATE:130415 TIME:1122 ET		4/15/2013	30	4/15/2013
LP USD 1148	CAD 11,000,000.00				WIRE TYPE:BOOK IN DATE:130415 TIME:1310 ET		4/15/2013	29	4/15/2013
LP CAD 1148	(12,264,865.09)				Canada 1347	BK DEBIT	4/16/2013	12	4/16/2013
LP CAD 1148	CAD 20,000,000.00				Canada 1333	BK CREDIT	4/16/2013	13	4/16/2013
LP CAD 1148	(30,404,722.29)				Canada 1347	BK DEBIT	4/18/2013	14	4/18/2013
LP USD 1148	(CAD 5,973,900.00)	(\$5,821,947.18)	8	7	WIRE TYPE:BOOK OUT DATE:130418 TIME:1143 ET		4/18/2013	35	4/18/2013
LP USD 1148	(CAD 1,026,100.00)	(\$1,000,000.00)	8	8	WIRE TYPE:INTL OUT DATE:130418 TIME:1143 ET		4/18/2013	36	4/18/2013
LP USD 1148	(CAD 30,000,000.00)				WIRE TYPE:BOOK IN DATE:130418 TIME:1148 ET		4/18/2013	34	4/18/2013
LP CAD 1148	CAD 10,000,000.00				Canada RBC2	BK CREDIT	4/18/2013	15	4/18/2013
LP CAD 1148	CAD 20,000,000.00				Canada 1333	BK CREDIT	4/18/2013	16	4/18/2013
LP USD 1148	(CAD 1,958,262.88)	(\$1,909,010.41)	8	8	WIRE TYPE:BOOK OUT DATE:130419 TIME:1128 ET		4/19/2013	37	4/19/2013
LP USD 1148	CAD 1,958,262.88				WIRE TYPE:BOOK IN DATE:130419 TIME:1430 ET		4/19/2013	38	4/19/2013
LP USD 1148	(CAD 1,000,000.00)	(\$974,468.91)	8	8	WIRE TYPE:BOOK OUT DATE:130422 TIME:1208 ET		4/22/2013	40	4/22/2013
LP USD 1148	CAD 1,000,000.00				WIRE TYPE:BOOK IN DATE:130422 TIME:1159 ET		4/22/2013	39	4/22/2013
LP CAD 1148	(10,210,575.98)				Canada 1347	BK DEBIT	4/23/2013	17	4/23/2013
LP USD 1148	(CAD 589,371.68)	(\$574,884.59)	8	8	WIRE TYPE:INTL OUT DATE:130423 TIME:1142 ET		4/23/2013	42	4/23/2013

Account	Amount	USD Amount	Cash Ref	DD Ref	Repeat code	DR/CR	Value date (sel.)	Statement Item#	Statement Date
LP USD 1148	CAD 589,371.68				WIRE TYPE:BOOK IN DATE:130423 TIME:1142 ET		4/23/2013	41	4/23/2013
LP CAD 1148	CAD 20,000,000.00				Canada RBC2	BK CREDIT	4/23/2013	18	4/23/2013
LP CAD 1148	(16,500,000.00)		7		Canada 1347	BK DEBIT	4/24/2013	19	4/24/2013
LP USD 1148	(CAD 5,774,400.00)	(5,774,400.00)		8	WIRE TYPE:BOOK OUT DATE:130424 TIME:1146 ET		4/24/2013	44	4/24/2013
LP USD 1148	(CAD 1,025,600.00)	(1,025,600.00)		8	WIRE TYPE:INTL OUT DATE:130424 TIME:1146 ET		4/24/2013	45	4/24/2013
LP USD 1148	(CAD 162,050.99)	(162,050.99)			WIRE TYPE:BOOK IN DATE:130424 TIME:1145 ET		4/24/2013	43	4/24/2013
LP CAD 1148	(19,837,949.01)		7		Canada 1347	BK DEBIT	4/25/2013	20	4/25/2013
LP CAD 1148	CAD 20,000,000.00				Canada 1333	BK CREDIT	4/25/2013	21	4/25/2013
LP CAD 1148	(19,911,780.00)		7		Canada 1347	BK DEBIT	4/29/2013	22	4/29/2013
LP USD 1148	(CAD 4,168,060.00)	(4,168,060.00)		8	WIRE TYPE:INTL OUT DATE:130429 TIME:1140 ET		4/29/2013	48	4/29/2013
LP USD 1148	(CAD 918,621.15)	(918,621.15)		8	WIRE TYPE:BOOK OUT DATE:130429 TIME:1140 ET		4/29/2013	47	4/29/2013
LP USD 1148	CAD 1,909,032.87				WIRE TYPE:BOOK IN DATE:130429 TIME:1139 ET		4/29/2013	46	4/29/2013
LP CAD 1148	CAD 20,000,000.00				Canada 1333	BK CREDIT	4/29/2013	23	4/29/2013
LP CAD 1148	(5,553,335,553.57)				Canada 1379	BK DEBIT	5/1/2013	24	5/1/2013
LP USD 1148	(CAD 4,542,886.74)	(4,542,886.74)		8	WIRE TYPE:BOOK OUT DATE:130501 TIME:1153 ET		5/1/2013	50	5/1/2013
LP USD 1148	CAD 4,542,886.74				WIRE TYPE:BOOK IN DATE:130501 TIME:1156 ET		5/1/2013	49	5/1/2013
LP CAD 1148	CAD 6,000,000.00				Canada RBC2	BK CREDIT	5/1/2013	25	5/1/2013
LP CAD 1148	CAD 15,000,000.00				Canada 1333	BK CREDIT	5/1/2013	26	5/1/2013
LP CAD 1148	(4,039,991.94)		7		Canada 1347	BK DEBIT	5/2/2013	27	5/2/2013
LP USD 1148	(CAD 1,756,161.21)	(1,756,161.21)		8	WIRE TYPE:INTL OUT DATE:130502 TIME:1409 ET		5/2/2013	55	5/2/2013
LP USD 1148	(CAD 504,150.00)	(504,150.00)		8	WIRE TYPE:BOOK OUT DATE:130502 TIME:1409 ET		5/2/2013	54	5/2/2013
LP USD 1148	(CAD 386.85)	(386.85)			WIRE TYPE:BOOK OUT DATE:130502 TIME:0606 ET		5/2/2013	51	5/2/2013
LP CAD 1148	(520,254.50)				Bank Fee	BK DEBIT	5/2/2013	28	5/2/2013
LP USD 1148	CAD 5,041.50				WIRE TYPE:BOOK IN DATE:130502 TIME:1410 ET		5/2/2013	53	5/2/2013
LP USD 1148	CAD 2,260,311.21				WIRE TYPE:BOOK IN DATE:130502 TIME:1401 ET		5/2/2013	52	5/2/2013
LP CAD 1148	CAD 4,039,991.94				Canada RBC2	BK CREDIT	5/2/2013	29	5/2/2013
LP USD 1148	(CAD 16,300,000.00)	(16,300,000.00)		8	WIRE TYPE:BOOK OUT DATE:130503 TIME:1155 ET		5/3/2013	57	5/3/2013
LP CAD 1148	(10,000,000.00)		7		Canada 1347	BK DEBIT	5/3/2013	30	5/3/2013
LP CAD 1148	CAD 10,000,000.00				Canada 1333	BK CREDIT	5/3/2013	31	5/3/2013
LP USD 1148	CAD 16,300,000.00				WIRE TYPE:BOOK IN DATE:130503 TIME:1154 ET		5/3/2013	56	5/3/2013
LP CAD 1148	CAD 10,000,000.00				Canada 1333	BK CREDIT	5/10/2013	32	5/10/2013
LP CAD 1148	(10,000,000.00)		7		Canada 1347	BK DEBIT	5/13/2013	33	5/13/2013
LP CAD 1148	(10,000,000.00)		7		Canada 1347	BK DEBIT	5/15/2013	34	5/15/2013
LP CAD 1148	CAD 10,000,000.00				Canada 1333	BK CREDIT	5/15/2013	35	5/15/2013
LP CAD 1148	(10,000,000.00)		7		Canada 1347	BK DEBIT	5/16/2013	36	5/16/2013
LP CAD 1148	CAD 10,000,000.00				Canada 1333	BK CREDIT	5/16/2013	37	5/16/2013
LP CAD 1148	(CAD 5,345,430.37)	(5,345,430.37)			Canada 1379	BK DEBIT	5/29/2013	38	5/29/2013
LP CAD 1148	CAD 6,448,430.37				Canada RBC2	BK CREDIT	5/29/2013	39	5/29/2013
LP USD 1148	(CAD 523.26)	(523.26)			WIRE TYPE:BOOK OUT DATE:130530 TIME:0905 ET		5/30/2013	58	5/30/2013
LP CAD 1148	(523,365.60)				Bank Fee	BK DEBIT	5/31/2013	40	5/31/2013
LP CAD 1148	CAD 12,000,000.00				Canada 1333	BK CREDIT	6/4/2013	41	6/4/2013
LP CAD 1148	CAD 20,000,000.00				Canada 1333	BK CREDIT	6/7/2013	42	6/7/2013
LP CAD 1148	(29,629,895.58)		5		Canada 1347	BK DEBIT	6/11/2013	43	6/11/2013
LP CAD 1148	(40,282,810.44)		5		Canada 1347	BK DEBIT	6/13/2013	44	6/13/2013
LP CAD 1148	CAD 15,282,810.44				Canada RBC2	BK CREDIT	6/13/2013	45	6/13/2013
LP CAD 1148	CAD 25,000,000.00				Canada RBC2	BK CREDIT	6/13/2013	46	6/13/2013
LP CAD 1148	(CAD 154,529.52)	(154,529.52)			Canada 1379	BK DEBIT	6/18/2013	47	6/18/2013
LP CAD 1148	(21,195,555.00)		5		Canada 1347	BK DEBIT	6/19/2013	48	6/19/2013
LP CAD 1148	CAD 20,000,000.00				Canada 1333	BK CREDIT	6/19/2013	49	6/19/2013
LP CAD 1148	(33,881,606.25)		5		Canada 1347	BK DEBIT	6/20/2013	50	6/20/2013
LP CAD 1148	CAD 33,881,606.25				Canada RBC2	BK CREDIT	6/20/2013	51	6/20/2013
LP CAD 1148	CAD 2,000,000.00				Canada 1333	BK CREDIT	6/21/2013	52	6/21/2013

Account	Amount	USD Amount	Cash Ref	DD Ref	Repeat code	DR/CR	Value date (sel.)	Statement Item#	Statement Date
LP CAD 1148	CAD 20,000,000.00				Canada 1333	BK CREDIT	6/26/2013	53	6/26/2013
LP CAD 1148	(60,760,075.13)		5		Canada 1347	BK DEBIT	6/27/2013	54	6/27/2013
LP CAD 1148	CAD 8,000,000.00				Canada RBC2	BK CREDIT	6/27/2013	55	6/27/2013
LP CAD 1148	CAD 30,000,000.00				Canada 1333	BK CREDIT	6/27/2013	56	6/27/2013
LP CAD 1148	(2,878,453.62)		5		Canada 1347	BK DEBIT	7/2/2013	57	7/2/2013
LP USD 1148	(CAD 383.75)				WIRE TYPE:BOOK OUT DATE:130702 TIME:1016 ET		7/2/2013	59	7/2/2013
LP CAD 1148	CAD 2,878,453.62				Canada RBC2	BK CREDIT	7/2/2013	58	7/2/2013
LP CAD 1148	(CAD 455.20)				Bank Fee	BK DEBIT	7/3/2013	59	7/3/2013
LP CAD 1148	(CAD 8,576,166.83)				Canada 1379	BK DEBIT	7/5/2013	60	7/5/2013
LP CAD 1148	CAD 8,600,000.00				Canada RBC2	BK CREDIT	7/5/2013	61	7/5/2013
LP CAD 1148	(CAD 61,740.35)				Canada 1379	BK DEBIT	7/8/2013	62	7/8/2013
LP CAD 1148	CAD 5.01				Interest	BK CREDIT	7/12/2013	63	7/12/2013
LP CAD 2006	(1,661,750.57)		9		Construction payment	BANK DEBIT	7/15/2013	2	7/15/2013
LP CAD 1148	CAD 20,000,000.00				Canada RBC2	BK CREDIT	7/15/2013	64	7/15/2013
LP CAD 1148	(CAD 1,561,350.57)				ZBA Funding	BK DEBIT	7/16/2013	65	7/16/2013
LP CAD 2006	CAD 1,661,750.57				ZBA Transfer	BANK CREDIT	7/16/2013	3	7/16/2013
LP CAD 1148	(CAD 10,174,530.43)				ZBA Funding	BK DEBIT	7/17/2013	66	7/17/2013
LP CAD 2006	(1,992,445.13)		9		Construction payment	BANK DEBIT	7/17/2013	7	7/17/2013
LP CAD 2006	(1,732,759.99)		9		Construction payment	BANK DEBIT	7/17/2013	9	7/17/2013
LP CAD 2006	(1,299,621.55)		9		Construction payment	BANK DEBIT	7/17/2013	8	7/17/2013
LP CAD 2006	(987,843.72)		9		Construction payment	BANK DEBIT	7/17/2013	6	7/17/2013
LP CAD 2006	(871,770.29)		9		Construction payment	BANK DEBIT	7/17/2013	5	7/17/2013
LP CAD 2006	CAD 10,178,830.42				ZBA Transfer	BANK CREDIT	7/17/2013	4	7/17/2013
LP CAD 2006	(3,294,389.74)		9		Construction payment	BANK DEBIT	7/18/2013	10	7/18/2013
LP CAD 1148	(CAD 4,358,422.38)				ZBA Funding	BK DEBIT	7/19/2013	67	7/19/2013
LP CAD 2006	(1,349,739.03)		9		Construction payment	BANK DEBIT	7/19/2013	16	7/19/2013
LP CAD 2006	(1,278,957.94)		9		Construction payment	BANK DEBIT	7/19/2013	14	7/19/2013
LP CAD 2006	(907,105.21)		9		Construction payment	BANK DEBIT	7/19/2013	13	7/19/2013
LP CAD 2006	(617,858.46)		9		Construction payment	BANK DEBIT	7/19/2013	12	7/19/2013
LP CAD 2006	(204,761.74)		9		Construction payment	BANK DEBIT	7/19/2013	15	7/19/2013
LP CAD 2006	CAD 4,358,422.38				ZBA Transfer	BANK CREDIT	7/19/2013	11	7/19/2013
LP CAD 1148	CAD 50,048,899.96				Tax Refund	BK CREDIT	7/19/2013	68	7/19/2013
LP CAD 1148	(CAD 4,358,422.38)				ZBA Funding	BK DEBIT	7/22/2013	69	7/22/2013
LP CAD 2006	CAD 4,758,805.07				ZBA Transfer	BANK CREDIT	7/22/2013	17	7/22/2013
LP CAD 1148	(CAD 6,459,535.74)				ZBA Funding	BK DEBIT	7/23/2013	70	7/23/2013
LP CAD 2006	(2,858,706.62)		9		Construction payment	BANK DEBIT	7/23/2013	21	7/23/2013
LP CAD 2006	(2,473,261.81)		9		Construction payment	BANK DEBIT	7/23/2013	25	7/23/2013
LP CAD 2006	(1,840,008.58)		9		Construction payment	BANK DEBIT	7/23/2013	20	7/23/2013
LP CAD 2006	(1,237,996.10)		9		Construction payment	BANK DEBIT	7/23/2013	19	7/23/2013
LP CAD 2006	(1,232,396.92)		9		Construction payment	BANK DEBIT	7/23/2013	24	7/23/2013
LP CAD 2006	(1,074,899.38)		9		Construction payment	BANK DEBIT	7/23/2013	23	7/23/2013
LP CAD 2006	(667,701.53)		9		Construction payment	BANK DEBIT	7/23/2013	22	7/23/2013
LP CAD 2006	(33,410.87)		9		Construction payment	BANK DEBIT	7/23/2013	26	7/23/2013
LP CAD 2006	CAD 6,659,576.74				ZBA Transfer	BANK CREDIT	7/23/2013	18	7/23/2013
LP CAD 1148	(CAD 6,338,732.78)				ZBA Funding	BK DEBIT	7/25/2013	71	7/25/2013
LP CAD 2006	(2,094,739.18)		9		Construction payment	BANK DEBIT	7/25/2013	29	7/25/2013
LP CAD 2006	(1,565,561.61)		9		Construction payment	BANK DEBIT	7/25/2013	28	7/25/2013
LP CAD 2006	(1,348,932.11)		9		Construction payment	BANK DEBIT	7/25/2013	30	7/25/2013
LP CAD 2006	(1,112,567.51)		9		Construction payment	BANK DEBIT	7/25/2013	32	7/25/2013
LP CAD 2006	(216,932.37)		9		Construction payment	BANK DEBIT	7/25/2013	31	7/25/2013
LP CAD 2006	CAD 6,338,732.78				ZBA Transfer	BANK CREDIT	7/25/2013	27	7/25/2013
LP CAD 2006	(6,098,529.23)		9		Construction payment	BANK DEBIT	7/26/2013	34	7/26/2013
LP CAD 1148	(CAD 6,098,529.23)				ZBA Funding	BK DEBIT	7/26/2013	72	7/26/2013
LP CAD 2006	CAD 6,098,529.23				ZBA Transfer	BANK CREDIT	7/26/2013	33	7/26/2013
LP CAD 1148	(CAD 7,849,457.23)				ZBA Funding	BK DEBIT	7/29/2013	73	7/29/2013

Account	Amount	USD Amount	Cash Ref	DD Ref	Repeat code	DR/CR	Value date (sel.)	Statement Item#	Statement Date
LP CAD 2006	(2,121,142.99)		9		Construction payment	BANK DEBIT	7/29/2013	40	7/29/2013
LP CAD 2006	(1,887,347.71)		9		Construction payment	BANK DEBIT	7/29/2013	37	7/29/2013
LP CAD 2006	(1,622,201.22)		9		Construction payment	BANK DEBIT	7/29/2013	38	7/29/2013
LP CAD 2006	(1,476,191.39)		9		Construction payment	BANK DEBIT	7/29/2013	36	7/29/2013
LP CAD 2006	(742,443.92)		9		Construction payment	BANK DEBIT	7/29/2013	39	7/29/2013
LP CAD 2006	CAD 7,849,327.23				ZBA Transfer	BANK CREDIT	7/29/2013	35	7/29/2013
LP CAD 1148	(CAD 453.70)				Bank Fee	BK DEBIT	8/1/2013	74	8/1/2013
LP USD 1148	(CAD 285.90)				WIRE TYPE:BOOK OUT DATE:130801 TIME:0946 ET		8/1/2013	60	8/1/2013
LP CAD 2006	(CAD 273.16)				Bank Fee	BANK DEBIT	8/1/2013	42	7/31/2013
LP CAD 1148	(CAD 273.16)				ZBA Funding	BK DEBIT	8/1/2013	75	8/1/2013
LP CAD 2006	CAD 273.16				ZBA Transfer	BANK CREDIT	8/1/2013	41	8/1/2013
LP CAD 1148	(CAD 10,072,617.91)				ZBA Funding	BK DEBIT	8/7/2013	76	8/7/2013
LP CAD 2006	(2,514,806.66)		10		Construction payment	BANK DEBIT	8/7/2013	43	8/7/2013
LP CAD 2006	(2,151,055.94)		10		Construction payment	BANK DEBIT	8/7/2013	46	8/7/2013
LP CAD 2006	(2,130,589.26)		10		Construction payment	BANK DEBIT	8/7/2013	47	8/7/2013
LP CAD 2006	(1,506,419.55)		10		Construction payment	BANK DEBIT	8/7/2013	48	8/7/2013
LP CAD 2006	(1,018,376.41)		10		Construction payment	BANK DEBIT	8/7/2013	49	8/7/2013
LP CAD 2006	(556,677.46)		10		Construction payment	BANK DEBIT	8/7/2013	45	8/7/2013
LP CAD 2006	(194,692.63)		10		Construction payment	BANK DEBIT	8/7/2013	50	8/7/2013
LP CAD 2006	CAD 10,072,617.91				ZBA Transfer	BANK CREDIT	8/7/2013	43	8/7/2013
LP CAD 1148	(CAD 8,729,807.19)				ZBA Funding	BK DEBIT	8/9/2013	77	8/9/2013
LP CAD 2006	(2,651,400.54)		10		Construction payment	BANK DEBIT	8/9/2013	53	8/9/2013
LP CAD 2006	(2,186,339.31)		10		Construction payment	BANK DEBIT	8/9/2013	54	8/9/2013
LP CAD 2006	(1,549,334.81)		10		Construction payment	BANK DEBIT	8/9/2013	56	8/9/2013
LP CAD 2006	(1,403,291.54)		10		Construction payment	BANK DEBIT	8/9/2013	57	8/9/2013
LP CAD 2006	(939,440.99)		10		Construction payment	BANK DEBIT	8/9/2013	55	8/9/2013
LP CAD 2006	CAD 273.16				Overdraft Refund	BANK CREDIT	8/9/2013	51	8/9/2013
LP CAD 2006	CAD 8,729,807.19				ZBA Transfer	BANK CREDIT	8/9/2013	52	8/9/2013
LP CAD 1148	(45,461,723.95)		3		Canada 1347	BK DEBIT	8/13/2013	78	8/13/2013
LP CAD 1148	(CAD 11,135,131.70)				ZBA Funding	BK DEBIT	8/13/2013	79	8/13/2013
LP CAD 2006	(3,769,011.67)		10		Construction payment	BANK DEBIT	8/13/2013	62	8/13/2013
LP CAD 2006	(2,665,065.03)		10		Construction payment	BANK DEBIT	8/13/2013	61	8/13/2013
LP CAD 2006	(2,464,483.10)		10		Construction payment	BANK DEBIT	8/13/2013	65	8/13/2013
LP CAD 2006	(1,355,513.30)		10		Construction payment	BANK DEBIT	8/13/2013	63	8/13/2013
LP CAD 2006	(653,743.85)		10		Construction payment	BANK DEBIT	8/13/2013	59	8/13/2013
LP CAD 2006	(239,985.22)		10		Construction payment	BANK DEBIT	8/13/2013	60	8/13/2013
LP CAD 2006	(77,594.78)		10		Construction payment	BANK DEBIT	8/13/2013	64	8/13/2013
LP CAD 2006	CAD 11,125,123.79				ZBA Transfer	BANK CREDIT	8/13/2013	58	8/13/2013
LP CAD 1148	CAD 53,100,000.00				Canada RBC2	BK CREDIT	8/13/2013	80	8/13/2013
LP CAD 1148	(5,645,168.04)		3		Canada 1347	BK DEBIT	8/14/2013	81	8/14/2013
LP CAD 1148	CAD 5,790,000.00				Canada RBC2	BK CREDIT	8/14/2013	82	8/14/2013
LP CAD 1148	CAD 19,919.71				Interest	BK CREDIT	8/15/2013	83	8/15/2013
LP CAD 1148	(51,627,841.06)		3		Canada 1347	BK DEBIT	8/16/2013	84	8/16/2013
LP CAD 1148	CAD 51,627,841.06				Canada RBC2	BK CREDIT	8/16/2013	85	8/16/2013
LP CAD 1148	(CAD 11,253,353.50)				ZBA Funding	BK DEBIT	8/19/2013	86	8/19/2013
LP CAD 2006	(3,090,862.02)		10		Construction payment	BANK DEBIT	8/19/2013	69	8/19/2013
LP CAD 2006	(2,804,974.65)		10		Construction payment	BANK DEBIT	8/19/2013	67	8/19/2013
LP CAD 2006	(2,178,105.32)		10		Construction payment	BANK DEBIT	8/19/2013	71	8/19/2013
LP CAD 2006	(2,132,945.94)		10		Construction payment	BANK DEBIT	8/19/2013	72	8/19/2013
LP CAD 2006	(775,039.51)		10		Construction payment	BANK DEBIT	8/19/2013	68	8/19/2013
LP CAD 2006	(271,636.46)		10		Construction payment	BANK DEBIT	8/19/2013	70	8/19/2013
LP CAD 2006	CAD 11,253,563.90				ZBA Transfer	BANK CREDIT	8/19/2013	66	8/19/2013
LP CAD 1148	CAD 19,655,086.53				Canada 1333	BK CREDIT	8/19/2013	87	8/19/2013
LP CAD 1148	(CAD 4,059,853.17)		10		ZBA Funding	BK DEBIT	8/20/2013	88	8/20/2013
LP CAD 2006	(1,390,759.25)		10		Construction payment	BANK DEBIT	8/20/2013	75	8/20/2013
LP CAD 2006	(755,132.82)		10		Construction payment	BANK DEBIT	8/20/2013	78	8/20/2013

Account	Amount	USD Amount	Cash Ref	DD Ref	Repeat code	DR/CR	Value date (sel.)	Statement Item#	Statement Date
LP CAD 2006	(754,688.48)		10		Construction payment	BANK DEBIT	8/20/2013	76	8/20/2013
LP CAD 2006	(710,665.27)		10		Construction payment	BANK DEBIT	8/20/2013	77	8/20/2013
LP CAD 2006	(458,617.25)		10		Construction payment	BANK DEBIT	8/20/2013	74	8/20/2013
LP CAD 2006	CAD 4,069,863.07				ZBA Transfer	BANK CREDIT	8/20/2013	73	8/20/2013
LP CAD 1148	(6,545,13,937,355.64)				ZBA Funding	BK DEBIT	8/21/2013	89	8/21/2013
LP CAD 2006	(6,601,906.22)		10		Construction payment	BANK DEBIT	8/21/2013	80	8/21/2013
LP CAD 2006	(5,495,659.82)		10		Construction payment	BANK DEBIT	8/21/2013	81	8/21/2013
LP CAD 1148	CAD 10,000,000.00				Canada RBC2	BK CREDIT	8/21/2013	90	8/21/2013
LP CAD 2006	CAD 12,097,566.04				ZBA Transfer	BANK CREDIT	8/21/2013	79	8/21/2013
LP CAD 1148	(CAD 3,333,539.62)				ZBA Funding	BK DEBIT	8/22/2013	91	8/22/2013
LP CAD 2006	(2,178,160.43)		10		Construction payment	BANK DEBIT	8/22/2013	83	8/22/2013
LP CAD 2006	(925,440.19)		10		Construction payment	BANK DEBIT	8/22/2013	85	8/22/2013
LP CAD 2006	(234,457.12)		10		Construction payment	BANK DEBIT	8/22/2013	84	8/22/2013
LP CAD 2006	(185,447.88)		10		Construction payment	BANK DEBIT	8/22/2013	86	8/22/2013
LP CAD 1148	CAD 728,084.05				Tax Refund	BK CREDIT	8/22/2013	92	8/22/2013
LP CAD 2006	CAD 2,923,505.62				ZBA Transfer	BANK CREDIT	8/22/2013	82	8/22/2013
LP CAD 1148	(CAD 3,333,539.62)				ZBA Funding	BK DEBIT	8/26/2013	93	8/26/2013
LP CAD 2006	(1,028,901.31)		10		Construction payment	BANK DEBIT	8/26/2013	91	8/26/2013
LP CAD 2006	(889,024.18)		10		Construction payment	BANK DEBIT	8/26/2013	88	8/26/2013
LP CAD 2006	(875,889.90)		10		Construction payment	BANK DEBIT	8/26/2013	93	8/26/2013
LP CAD 2006	(694,325.16)		10		Construction payment	BANK DEBIT	8/26/2013	92	8/26/2013
LP CAD 2006	(213,690.34)		10		Construction payment	BANK DEBIT	8/26/2013	90	8/26/2013
LP CAD 2006	(133,147.98)		10		Construction payment	BANK DEBIT	8/26/2013	89	8/26/2013
LP CAD 2006	CAD 3,834,978.87				ZBA Transfer	BANK CREDIT	8/26/2013	87	8/26/2013
LP CAD 1148	CAD 5,000,000.00				Canada RBC2	BK CREDIT	8/26/2013	94	8/26/2013
LP CAD 1148	(CAD 6,313,539.46)				ZBA Funding	BK DEBIT	8/27/2013	95	8/27/2013
LP CAD 2006	(1,986,785.60)		10		Construction payment	BANK DEBIT	8/27/2013	99	8/27/2013
LP CAD 2006	(1,449,472.86)		10		Construction payment	BANK DEBIT	8/27/2013	98	8/27/2013
LP CAD 2006	(1,041,050.12)		10		Construction payment	BANK DEBIT	8/27/2013	96	8/27/2013
LP CAD 2006	(980,809.65)		10		Construction payment	BANK DEBIT	8/27/2013	95	8/27/2013
LP CAD 2006	(690,054.02)		10		Construction payment	BANK DEBIT	8/27/2013	97	8/27/2013
LP CAD 2006	(626,752.54)		10		Construction payment	BANK DEBIT	8/27/2013	101	8/27/2013
LP CAD 1148	(CAD 353,279.16)				ZBA Funding	BK DEBIT	8/27/2013	97	8/27/2013
LP CAD 2006	(38,381.69)		10		Construction payment	BANK DEBIT	8/27/2013	100	8/27/2013
LP CAD 2006	CAD 384,279.19				ZBA Transfer	BANK CREDIT	8/27/2013	102	8/27/2013
LP CAD 1148	CAD 6,000,000.00				Canada RBC2	BK CREDIT	8/27/2013	96	8/27/2013
LP CAD 2006	CAD 6,813,306.48				ZBA Transfer	BANK CREDIT	8/27/2013	94	8/27/2013
LP CAD 1148	(CAD 466.10)				Bank Fee	BK DEBIT	8/28/2013	98	8/28/2013
LP USD 1148	(CAD 246.27)				WIRE TYPE:BOOK OUT DATE:130829 TIME:1034 ET		8/29/2013	61	8/29/2013
LP CAD 1148	(26,182,246.25)		3		Canada 1347	BK DEBIT	8/30/2013	99	8/30/2013
LP CAD 1148	(CAD 3,333,539.46)				ZBA Funding	BK DEBIT	8/30/2013	100	8/30/2013
LP CAD 2006	(3,791,678.23)		10		Construction payment	BANK DEBIT	8/30/2013	106	8/30/2013
LP CAD 2006	(3,723,268.43)		10		Construction payment	BANK DEBIT	8/30/2013	105	8/30/2013
LP CAD 2006	(2,651,988.09)		10		Construction payment	BANK DEBIT	8/30/2013	108	8/30/2013
LP CAD 2006	(1,944,497.92)		10		Construction payment	BANK DEBIT	8/30/2013	104	8/30/2013
LP CAD 2006	(1,925,335.58)		10		Construction payment	BANK DEBIT	8/30/2013	109	8/30/2013
LP CAD 1148	(CAD 384,539.00)				ZBA Funding	BK DEBIT	8/30/2013	103	9/4/2013
LP CAD 2006	(CAD 384,539.00)		10		ZBA Transfer	BANK DEBIT	8/30/2013	111	9/3/2013
LP CAD 2006	(384,279.19)				Construction payment	BANK DEBIT	8/30/2013	107	8/30/2013
LP CAD 2006	(CAD 384,279.19)				ZBA Transfer	BANK DEBIT	8/30/2013	112	9/4/2013
LP CAD 1148	CAD 384,279.19				ZBA Funding	BK CREDIT	8/30/2013	104	9/4/2013
LP CAD 1148	CAD 384,539.00				ZBA Funding	BK CREDIT	8/30/2013	102	9/3/2013
LP CAD 2006	CAD 384,539.00				ZBA Transfer	BANK CREDIT	8/30/2013	110	9/4/2013
LP CAD 2006	CAD 14,421,047.44				ZBA Transfer	BANK CREDIT	8/30/2013	103	8/30/2013
LP CAD 1148	CAD 40,182,246.25				Canada RBC2	BK CREDIT	8/30/2013	101	8/30/2013
LP CAD 2006	(CAD 209.60)				ZBA Transfer	BANK DEBIT	8/31/2013	113	9/3/2013

Account	Amount	USD Amount	Cash Ref	DD Ref	Repeat code	DR/CR	Value date (sel.)	Statement Item#	Statement Date
LP CAD 1148	(CAD 71.13)				Overdraft Fee	BK DEBIT	8/31/2013	110	
LP CAD 2006	CAD 50.21				Interest	BANK CREDIT	8/31/2013	115	
LP CAD 2006	CAD 209.60				Interest	BANK CREDIT	8/31/2013	114	
LP CAD 1148	CAD 209.60				ZBA Funding	BK CREDIT	8/31/2013	105	9/3/2013
LP CAD 1148	CAD 939.26				Interest	BK CREDIT	8/31/2013	109	
LP CAD 1148	CAD 5,158.07				Interest	BK CREDIT	8/31/2013	108	
LP CAD 1148	CAD 6,101.07				Interest	BK CREDIT	8/31/2013	107	
LP CAD 1148	CAD 14,782.45				Interest	BK CREDIT	8/31/2013	106	
LP CAD 2006	(CAD 30.02)				Overdraft Fees	BANK DEBIT	9/1/2013	117	9/4/2013
LP CAD 2006	(CAD 20.19)				Overdraft Fees	BANK DEBIT	9/1/2013	116	9/5/2013
LP CAD 1148	CAD 8.59				Interest	BK CREDIT	9/1/2013	112	9/30/2013
LP CAD 1148	CAD 20.19				Interest	BK CREDIT	9/1/2013	111	9/5/2013
LP CAD 1148	CAD 72.13				Interest	BK CREDIT	9/1/2013	113	9/30/2013
LP CAD 1148	(CAD 7,941,235.83)				Canada 1379	BK DEBIT	9/3/2013	114	9/3/2013
LP CAD 1148	CAD 7,900,000.00				Canada RBC2	BK CREDIT	9/3/2013	115	9/3/2013
LP CAD 1148	CAD 14,406,990.71				Tax Refund	BK CREDIT	9/6/2013	116	9/6/2013
LP CAD 1148	(CAD 9,400,000.00)				ZBA Funding	BK DEBIT	9/10/2013	117	9/10/2013
LP CAD 2006	(2,439,515.15)		11		Construction payment	BANK DEBIT	9/10/2013	125	9/10/2013
LP CAD 2006	(1,960,324.73)		11		Construction payment	BANK DEBIT	9/10/2013	124	9/10/2013
LP CAD 2006	(1,533,849.29)		11		Construction payment	BANK DEBIT	9/10/2013	127	9/10/2013
LP CAD 2006	(1,158,256.43)		11		Construction payment	BANK DEBIT	9/10/2013	123	9/10/2013
LP CAD 2006	(812,084.26)		11		Construction payment	BANK DEBIT	9/10/2013	119	9/10/2013
LP CAD 2006	(598,081.20)		11		Construction payment	BANK DEBIT	9/10/2013	126	9/10/2013
LP CAD 2006	(554,319.69)		11		Construction payment	BANK DEBIT	9/10/2013	120	9/10/2013
LP CAD 2006	(199,712.41)		11		Construction payment	BANK DEBIT	9/10/2013	122	9/10/2013
LP CAD 2006	(182,108.78)		11		Construction payment	BANK DEBIT	9/10/2013	121	9/10/2013
LP CAD 1148	(CAD 38,251.94)				ZBA Funding	BK DEBIT	9/10/2013	118	9/10/2013
LP CAD 2006	CAD 38,251.94				ZBA Transfer	BANK CREDIT	9/10/2013	128	9/10/2013
LP CAD 2006	CAD 9,400,000.00				ZBA Transfer	BANK CREDIT	9/10/2013	118	9/10/2013
LP CAD 1148	(25,852,099.63)		22		Canada 1347	BK DEBIT	9/11/2013	119	9/11/2013
LP CAD 1148	CAD 25,852,099.63				Canada RBC2	BK CREDIT	9/11/2013	120	9/11/2013
LP CAD 2006	(3,825,326.84)		11		Construction payment	BANK DEBIT	9/12/2013	129	9/12/2013
LP CAD 1148	(CAD 3,825,326.84)				ZBA Funding	BK DEBIT	9/12/2013	121	9/12/2013
LP CAD 2006	CAD 3,825,326.84				ZBA Transfer	BANK CREDIT	9/12/2013	130	9/12/2013
LP CAD 1148	(CAD 7,837,536.73)				ZBA Funding	BK DEBIT	9/13/2013	122	9/13/2013
LP CAD 2006	(2,107,734.43)		11		Construction payment	BANK DEBIT	9/13/2013	132	9/13/2013
LP CAD 2006	(1,960,324.73)		11		Construction payment	BANK DEBIT	9/13/2013	131	9/13/2013
LP CAD 2006	(1,635,717.32)		11		Construction payment	BANK DEBIT	9/13/2013	136	9/13/2013
LP CAD 2006	(715,534.13)		11		Construction payment	BANK DEBIT	9/13/2013	134	9/13/2013
LP CAD 2006	(711,696.26)		11		Construction payment	BANK DEBIT	9/13/2013	133	9/13/2013
LP CAD 2006	(696,589.85)		11		Construction payment	BANK DEBIT	9/13/2013	135	9/13/2013
LP CAD 1148	CAD 6,300,000.00				Canada RBC2	BK CREDIT	9/13/2013	123	9/13/2013
LP CAD 2006	CAD 7,827,596.72				ZBA Transfer	BANK CREDIT	9/13/2013	137	9/13/2013
LP CAD 1148	CAD 10,000,000.00				Canada 1333	BK CREDIT	9/16/2013	124	9/16/2013
LP CAD 1148	(23,693,876.61)		22		Canada 1347	BK DEBIT	9/18/2013	125	9/18/2013
LP CAD 1148	(CAD 3,162,991.17)				ZBA Funding	BK DEBIT	9/18/2013	126	9/18/2013
LP CAD 2006	(2,126,889.70)		11		Construction payment	BANK DEBIT	9/18/2013	139	9/18/2013
LP CAD 2006	(704,481.81)		11		Construction payment	BANK DEBIT	9/18/2013	142	9/18/2013
LP CAD 2006	(142,108.31)		11		Construction payment	BANK DEBIT	9/18/2013	138	9/18/2013
LP CAD 2006	(106,837.72)		11		Construction payment	BANK DEBIT	9/18/2013	140	9/18/2013
LP CAD 2006	(82,673.63)		11		Construction payment	BANK DEBIT	9/18/2013	141	9/18/2013
LP CAD 2006	CAD 3,162,991.17				ZBA Transfer	BANK CREDIT	9/18/2013	143	9/18/2013
LP CAD 1148	CAD 19,000,000.00				Canada RBC2	BK CREDIT	9/18/2013	127	9/18/2013
LP CAD 2006	(165,640.46)		11		Construction payment	BANK DEBIT	9/20/2013	144	9/20/2013
LP CAD 1148	(CAD 1,651,540.46)				ZBA Funding	BK DEBIT	9/20/2013	128	9/20/2013

Account	Amount	USD Amount	Cash Ref	DD Ref	Repeat code	DR/CR	Value date (sel.)	Statement Item#	Statement Date
LP CAD 2006	CAD 165,640.46				ZBA Transfer	BANK CREDIT	9/20/2013	145	9/20/2013
LP CAD 1148	(CAD 10,434,911.47)				ZBA Funding	BK DEBIT	9/23/2013	129	9/23/2013
LP CAD 2006	(2,175,828.93)		11		Construction payment	BANK DEBIT	9/23/2013	151	9/23/2013
LP CAD 2006	(1,640,596.22)		11		Construction payment	BANK DEBIT	9/23/2013	153	9/23/2013
LP CAD 2006	(1,592,244.87)		11		Construction payment	BANK DEBIT	9/23/2013	150	9/23/2013
LP CAD 2006	(1,434,425.19)		11		Construction payment	BANK DEBIT	9/23/2013	152	9/23/2013
LP CAD 2006	(972,613.43)		11		Construction payment	BANK DEBIT	9/23/2013	154	9/23/2013
LP CAD 2006	(897,571.99)		11		Construction payment	BANK DEBIT	9/23/2013	149	9/23/2013
LP CAD 2006	(805,959.95)		11		Construction payment	BANK DEBIT	9/23/2013	147	9/23/2013
LP CAD 2006	(521,073.87)		11		Construction payment	BANK DEBIT	9/23/2013	146	9/23/2013
LP CAD 2006	(287,960.87)		11		Construction payment	BANK DEBIT	9/23/2013	155	9/23/2013
LP CAD 2006	(96,637.15)		11		Construction payment	BANK DEBIT	9/23/2013	148	9/23/2013
LP CAD 1148	CAD 10,000,000.00				Canada 1333	BK CREDIT	9/23/2013	130	9/23/2013
LP CAD 2006	CAD 10,424,912.47				ZBA Transfer	BANK CREDIT	9/23/2013	156	9/23/2013
LP CAD 1148	(20,174,845.82)		22		Canada 1347	BK DEBIT	9/25/2013	131	9/25/2013
LP CAD 1148	(CAD 11,410,032.90)				ZBA Funding	BK DEBIT	9/25/2013	132	9/25/2013
LP CAD 2006	(3,397,187.11)		11		Construction payment	BANK DEBIT	9/25/2013	165	9/25/2013
LP CAD 2006	(2,021,956.96)		11		Construction payment	BANK DEBIT	9/25/2013	157	9/25/2013
LP CAD 2006	(1,468,573.66)		11		Construction payment	BANK DEBIT	9/25/2013	162	9/25/2013
LP CAD 2006	(1,164,468.15)		11		Construction payment	BANK DEBIT	9/25/2013	166	9/25/2013
LP CAD 2006	(899,554.94)		11		Construction payment	BANK DEBIT	9/25/2013	163	9/25/2013
LP CAD 2006	(721,138.03)		11		Construction payment	BANK DEBIT	9/25/2013	167	9/25/2013
LP CAD 2006	(621,818.86)		11		Construction payment	BANK DEBIT	9/25/2013	160	9/25/2013
LP CAD 2006	(510,457.43)		11		Construction payment	BANK DEBIT	9/25/2013	159	9/25/2013
LP CAD 2006	(361,653.17)		11		Construction payment	BANK DEBIT	9/25/2013	161	9/25/2013
LP CAD 2006	(216,085.25)		11		Construction payment	BANK DEBIT	9/25/2013	158	9/25/2013
LP CAD 2006	(27,139.34)		11		Construction payment	BANK DEBIT	9/25/2013	164	9/25/2013
LP CAD 2006	CAD 11,410,032.90				ZBA Transfer	BANK CREDIT	9/25/2013	168	9/25/2013
LP CAD 1148	CAD 31,000,000.00				Canada RBC2	BK CREDIT	9/25/2013	133	9/25/2013
LP CAD 1148	(CAD 8,810,197.47)				ZBA Funding	BK DEBIT	9/26/2013	134	9/26/2013
LP CAD 2006	(2,251,299.61)		11		Construction payment	BANK DEBIT	9/26/2013	172	9/26/2013
LP CAD 2006	(2,108,027.12)		11		Construction payment	BANK DEBIT	9/26/2013	175	9/26/2013
LP CAD 2006	(1,615,982.12)		11		Construction payment	BANK DEBIT	9/26/2013	173	9/26/2013
LP CAD 2006	(1,080,860.97)		11		Construction payment	BANK DEBIT	9/26/2013	174	9/26/2013
LP CAD 2006	(794,989.87)		11		Construction payment	BANK DEBIT	9/26/2013	170	9/26/2013
LP CAD 2006	(699,507.57)		11		Construction payment	BANK DEBIT	9/26/2013	169	9/26/2013
LP CAD 2006	(259,530.21)		11		Construction payment	BANK DEBIT	9/26/2013	171	9/26/2013
LP CAD 2006	CAD 8,810,197.47				ZBA Transfer	BANK CREDIT	9/26/2013	176	9/26/2013
LP CAD 1148	CAD 10,000,000.00				Canada RBC2	BK CREDIT	9/26/2013	135	9/26/2013
LP CAD 1148	(CAD 3,352,843.68)				ZBA Funding	BK DEBIT	9/30/2013	136	9/30/2013
LP CAD 2006	(1,468,158.81)		11		Construction payment	BANK DEBIT	9/30/2013	179	9/30/2013
LP CAD 2006	(679,122.73)		11		Construction payment	BANK DEBIT	9/30/2013	182	9/30/2013
LP CAD 2006	(581,501.82)		11		Construction payment	BANK DEBIT	9/30/2013	180	9/30/2013
LP CAD 2006	(351,769.68)		11		Construction payment	BANK DEBIT	9/30/2013	177	9/30/2013
LP CAD 2006	(261,798.28)		11		Construction payment	BANK DEBIT	9/30/2013	181	9/30/2013
LP CAD 2006	(160,492.36)		11		Construction payment	BANK DEBIT	9/30/2013	178	9/30/2013
LP CAD 1148	CAD 2,000,000.00				Canada RBC2	BK CREDIT	9/30/2013	137	9/30/2013
LP CAD 2006	CAD 3,502,843.68				ZBA Transfer	BANK CREDIT	9/30/2013	183	9/30/2013
LP CAD 1148	(CAD 20,357,589.60)				Canada 1379	BK DEBIT	10/1/2013	139	10/1/2013
LP CAD 1148	(CAD 8,965,734.74)				Canada 1379	BK DEBIT	10/1/2013	140	10/1/2013
LP CAD 1148	CAD 3,129.33				Interest	BK CREDIT	10/1/2013	138	10/1/2013
LP CAD 1148	CAD 34,000,000.00				Canada RBC2	BK CREDIT	10/1/2013	141	10/1/2013
LP CAD 1148	(CAD 4,875,015.50)				ZBA Funding	BK DEBIT	10/2/2013	142	10/2/2013
LP CAD 2006	(1,687,177.47)		11		Construction payment	BANK DEBIT	10/2/2013	187	10/2/2013
LP CAD 2006	(1,358,407.57)		11		Construction payment	BANK DEBIT	10/2/2013	186	10/2/2013
LP CAD 2006	(1,027,477.28)		11		Construction payment	BANK DEBIT	10/2/2013	189	10/2/2013
LP CAD 2006	(378,060.59)		11		Construction payment	BANK DEBIT	10/2/2013	185	10/2/2013