

**PROOF OF CLAIM FORM FOR CLAIMS AGAINST  
THE TARGET CANADA ENTITIES<sup>1</sup>**

**1. Name of Target Canada Entity or Entities (the “Debtor”):**

**Debtor:** Target Canada Co.

**2(A) Original Claimant (the “Claimant”)**

Legal Name of Claimant:	<u>Target Brands, Inc.</u>	Name of Contact	<u>Corey Haaland</u>
Address:		Title	<u>SVP Financial Planning &amp; Analysis</u>
<u>1000 Nicollet Mall</u>		Phone #	<u>612-761-1325</u>
		Fax #	<u>612-761-9956</u>
City <u>Minneapolis</u>	Prov /State <u>MN</u>	email	<u>Corey.Haaland@Target.com</u>
Postal/Zip Code <u>55403</u>			

**2b. Assignee, if claim has been assigned**

Legal Name of Assignee		Name of Contact	
Address		Phone #	
		Fax #	
City	Prov /State	email:	
Postal/Zip Code			

<sup>1</sup> Target Canada Co., Target Canada Health Co., Target Canada Mobile GP Co., Target Canada Pharmacy (BC) Corp., Target Canada Pharmacy Corp., Target Canada Pharmacy (SK) Corp., Target Canada Property LLC, Target Canada Pharmacy Franchising LP, Target Canada Mobile LP, And Target Canada Property LP (collectively, the “Target Canada Entities”).

**3. Amount of Claim**

The Debtor was and still is indebted to the Claimant as follows:

Currency	Amount of Claim (including interest up to and including January 14, 2015) <sup>2</sup>	Unsecured Claim	Secured Claim
United States Dollars	\$23,573,541.52 (See Exhibit A for detail)	<input checked="" type="checkbox"/>	<input type="checkbox"/>
United States Dollars	\$37,502,539 (See Exhibit B for detail)	<input checked="" type="checkbox"/>	<input type="checkbox"/>

**4. Documentation**

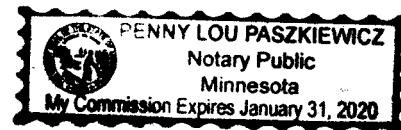
Provide all particulars of the Claim and supporting documentation, including amount, and description of transaction(s) or agreement(s), or legal breach(es) giving rise to the Claim, including any claims assignment/transfer agreement or similar document, if applicable, and amount of invoices, particulars of all credits, discounts, etc. claimed, description of the security, if any, granted by the affected Debtor to the Claimant and estimated value of such security.

**5. Certification**

I hereby certify that:

1. I am the Claimant or authorized representative of the Claimant.
2. I have knowledge of all the circumstances connected with this Claim.
3. The Claimant asserts this Claim against the Debtor as set out above.
4. Complete documentation in support of this claim is attached.

Signature: <u><i>Corey Haaland</i></u>	Witness: <u><i>Penny Lou Paszkiewicz</i></u>
Name: <u>Corey Haaland</u>	(signature)
Title: <u>SVP Financial Planning &amp; Analysis</u>	<u>Penny Lou Paszkiewicz</u>
	(print)
Dated at <u>Minneapolis, MN</u> this <u>30th</u> day of <u>July</u> , 2015	



<sup>2</sup> Pursuant to paragraph 9 of the Claims Procedure Order, interest accruing from the Filing Date (January 15, 2015) shall not be included in any Claim.

---

**6. Filing of Claim**

**This Proof of Claim must be received by the Monitor on or before 5:00 p.m. (Toronto time) on August 31, 2015 by prepaid ordinary mail, registered mail, courier, personal delivery or electronic transmission at the following address:**

**Alvarez & Marsal Canada Inc.  
Target Canada Monitor  
Royal Bank Plaza, South Tower  
200 Bay Street, Suite 2900, P.O. Box 22  
Toronto, ON Canada M5J 2J1  
Attention: Greg Karpel  
Email: [targetcanadaclaims@alvarezandmarsal.com](mailto:targetcanadaclaims@alvarezandmarsal.com)  
Fax No.: 416-847-5201**

For more information see [www.alvarezandmarsal.com/targetcanada](http://www.alvarezandmarsal.com/targetcanada), or contact the Monitor by telephone (1-844-864-9548)

## EXHIBIT A TO PROOF OF CLAIM

Target Brands, Inc. (“Target Brands”) files this Proof of Claim against Target Canada Co. (“Debtor”).

Target Brands and Debtor are parties to that certain Master Agreement dated February 3, 2013. Pursuant to the Master Agreement, Target Brands provided certain services to the Debtor, including retail support services, administrative and business services, and marketing, merchandising, strategy and management services (the “Services”). Debtor is obligated to reimburse Target Brands for the expenses and actual costs incurred by Target Brands for the Services pursuant to a process known as “transfer pricing.” A copy of the Master Agreement is submitted with this Proof of Claim as **Schedule A1**.

Target Brands engaged PwC annually to review the transfer pricing methodology, including mark-up percentages, reasonableness of expenses, and consistency of practice within the industry. These prices are intended to be the same as if negotiated at arms-length with a third party.

Debtor owes Target Brands USD\$18,592,081.00 on account of Services provided in December 2014 (the “December Service Expense”). Submitted with this Proof of Claim in support of the December Service Expense as **Schedule A2** are the following: (i) a summary of the cross charges that comprise the December Service Expense; (ii) a table of actual expenses by cost center; (iii) summary of payroll-related expenses; (iv) general ledger payroll detail; (v) incentive accruals; (vi) summary of vendor payments and general ledger detail; (vii) cost center detail for expenses; and (viii) general ledger depreciation report.

Debtor owes Target Brands USD\$4,981,460.52 on account of Services provided January 2015 (the “January Service Expense”). Submitted with this Proof of Claim in support of the December Service Expense as **Schedule A3** are the following: (i) a summary of the cross charges that comprise the January Service Expense; (ii) a table of actual expenses by cost center; (iii) cost center detail for reimbursable expenses; and (iv) general ledger depreciation report.

In total, as of January 14, 2015, Debtor owed Target Brands USD\$23,573,541.52 for the December Service Expense and January Service Expense.

Target Brands files a claim in the total amount of USD\$23,573,541.52.

TARGET BRANDS RESERVES ALL RIGHTS IT MAY NOW OR AT ANY TIME HEREAFTER HAVE AGAINST DEBTOR IN THE CCAA PROCEEDING OR ANY OTHER PERSON. THIS CLAIM IS NOT INTENDED TO BE, AND SHALL NOT BE CONSTRUED AS: (1) AN ELECTION OF REMEDIES; OR (2) A WAIVER OF, OR LIMITATION ON, ANY RIGHTS, REMEDIES, CLAIMS OR INTERESTS OF TARGET BRANDS.

TARGET BRANDS RESERVES ANY AND ALL RIGHTS WITH RESPECT TO THIS CLAIM, INCLUDING, BUT NOT LIMITED TO, THE RIGHT TO SUPPLEMENT OR AMEND THIS PROOF OF CLAIM, IN ANY MANNER AND FOR ANY PURPOSE, AFTER THE LAST DATE SET FOR FILING CLAIMS IN THE CCAA PROCEEDING.

## EXHIBIT B TO PROOF OF CLAIM

Target Brands, Inc. (“Target Brands”) files this Proof of Claim against Target Canada Co. (“Debtor”).

Target Brands and Debtor are parties to that certain Master Agreement dated February 3, 2013. Pursuant to the Master Agreement, Target Brands provided certain services to the Debtor, including but not limited to retail support services, administrative and business services, and marketing, merchandising, strategy and management services (the “Services”). Debtor is obligated to reimburse Target Brands for the expenses and actual costs incurred by Target Brands for the Services pursuant to a process known as “transfer pricing.” The Master Agreement was modified by a side letter dated January 14, 2015 (the “Side Letter”). The Side Letter altered the level of support and services to be provided by Target Brands to Debtor after Debtor commenced its CCAA Proceeding. The Side Letter also served as Target Brands’ three-months written notice to Debtor that it would terminate the Master Agreement on April 14, 2015. A copy of the Master Agreement and Side Letter are submitted with this Proof of Claim as **Schedule B1**.

Target Brands engaged PwC to annually review the transfer pricing methodology, including mark-up percentages, reasonableness of expenses, and consistency of practice within the industry. These prices are intended to be the same as if negotiated at arms-length with a third party.

Target Brands and Debtor are also parties to that certain Administrative Services Agreement dated as of January 14, 2015 (the “Admin Agreement”), and effective as of April 14, 2015. Pursuant to the Admin Agreement, Target Brands would continue to provide the Services to Debtor after the expiration of the Master Agreement. Debtor is obligated under the Admin Agreement to reimburse Target Brands for its actual costs and expenses incurred in providing the Services to Debtor. A copy of the Admin Agreement is submitted with this Proof of Claim as **Schedule B2**.

After Debtor commenced its CCAA proceeding on January 15, 2015, Target Brands provided Services under the Master Agreement, and later, the Admin Agreement to Debtor. The expenses incurred by Debtor for the Services between January 15, 2015 and June 30, 2015 (the “CCAA Period”) were consistent with the types of expenses charged to Debtor prior to commencement of the CCAA proceeding, although at a reduced volume. A portion of the expenses incurred by Target Brands to provide the Services were reimbursed by Debtor through a monthly invoice process. Target Brands was not, however, reimbursed for all of its expenses incurred in providing the Services to Debtor during the CCAA Period.

During the CCAA Period, Target Brands provided Services and incurred expenses that were not reimbursed by Debtor in a total amount of USD\$37,502,539. Submitted in support of this Proof of Claim as **Schedule B3** are the following: (i) a summary of non-reimbursed shared service expenses; (ii) summary of reimbursed shared service expenses; (ii) cross-charge line items detail; (iii) general ledger line items; (iv) payroll and benefits summaries (for months where available); (v) payroll data by PMN; and (vi) severance payment detail.

Target Brands files a claim in the total amount of USD\$37,502,539.

TARGET BRANDS RESERVES ALL RIGHTS IT MAY NOW OR AT ANY TIME HEREAFTER HAVE AGAINST DEBTOR IN THE CCAA PROCEEDING OR ANY OTHER PERSON. THIS CLAIM IS NOT INTENDED TO BE, AND SHALL NOT BE CONSTRUED AS: (1) AN ELECTION OF REMEDIES; OR (2) A WAIVER OF, OR LIMITATION ON, ANY RIGHTS, REMEDIES, CLAIMS OR INTERESTS OF TARGET BRANDS.

TARGET BRANDS RESERVES ANY AND ALL RIGHTS WITH RESPECT TO THIS CLAIM, INCLUDING, BUT NOT LIMITED TO, THE RIGHT TO SUPPLEMENT OR AMEND THIS PROOF OF CLAIM, IN ANY MANNER AND FOR ANY PURPOSE, AFTER THE LAST DATE SET FOR FILING CLAIMS IN THE CCAA PROCEEDING.

# **SCHEDULE A1**

## MASTER AGREEMENT

This **MASTER AGREEMENT** (the "**Agreement**") is entered into effective as of February 3, 2013 (the "**Effective Date**"), by and between Target Brands, Inc., a Minnesota corporation ("**TBI**"), and Target Canada Co., a Nova Scotia, Canada unlimited company ("**Target Canada**").

### RECITALS

WHEREAS, Target Corporation and related entities (the "**Target Group**") have expanded their business to include a Canadian retail operations segment to be carried out by Target Canada.

WHEREAS, TBI possesses the knowledge, expertise, resources and ability to provide certain services to Target Canada such as: (i) retail support services; (ii) administrative and business services; and (iii) marketing, merchandising, merchandising sourcing and strategy and management services through the use of its own resources or through its contractual arrangements with other Target Group companies;

WHEREAS, Target Canada desires to engage TBI to perform such services, and TBI desires to provide such services to Target Canada, in the manner and on the terms set forth in this Agreement;

WHEREAS, TBI is the owner of or has rights to certain interests in existing Intangible Property (as defined below);

WHEREAS, TBI is willing to grant to Target Canada an exclusive, sublicensable, royalty-bearing license in the Territory to TBI's rights to the Intangible Property in connection with Target Canada's operation of retail stores in Canada.

NOW THEREFORE, in consideration of the promises, the mutual covenants contained herein, and other good and valuable consideration, the receipt and sufficiency of which are hereby acknowledged, the parties agree as follows:

#### 1. TBI RETAIL SUPPORT AND RELATED SERVICES

1.1 TBI hereby agrees to perform through its own resources or through its contractual relationships with other Target Group companies or provided by authorized third parties pursuant to a duly executed sublicense agreement: (i) retail and pharmacy support services; (ii) administrative and business services; and (iii) marketing, merchandising, merchandising sourcing and strategy and management services for Target Canada, all solely in connection with its retail operations in Canada and its manufacture of merchandise and goods to be sold in such retail operations (the "**TBI Services**"), as further described below.

(a) Retail Support Services as described on Schedule 1.1(a) ("**Retail Support Services**");



- (b) Administrative and Business Services as described on Schedule 1.1(b) ("**Business Services**");
  - (c) Marketing, merchandising, merchandise sourcing, strategy and management services as described on Schedule 1.1(c), (d), and (e) ("**Other Consulting Services**").
- 1.2 Target Canada hereby sublicenses TBI, subject to the conditions on sublicenses in Section 3.1(d), any and all Licensed IP needed by TBI to perform or have others perform the TBI Services hereunder.

## 2. DEFINITIONS

- 2.1 **Defined Terms.** Capitalized terms appearing in this Agreement shall have the meaning described below.
- 2.2 "**Affiliate**" or "**Affiliates**" shall mean a corporation, company or other legal entity which is a member of the Target Group for United States Generally Accepted Accounting Principles ("US GAAP") purposes.
- 2.3 "**Intangible Property**" shall mean any and all of TBI's intangible property rights and associated intellectual property rights, including all Work Product, whether existing as of the Effective Date or developed or acquired later in time, including, but not limited to: (i) works of authorship throughout the world, including but not limited to copyrights, neighboring rights, moral rights and all derivative works thereof; (ii) trademark and trade name rights and similar rights; (iii) trade secret rights; (iv) patents, designs, manufacturing processes, know-how and other industrial property rights; (v) all theatrical, video and DVD, television, live stage production, sound recording, software applications and all ancillary and derivative rights, (vi) all other intellectual and industrial property rights (of every kind and nature throughout the world and however designated) whether arising by operation of law, contract, license, or otherwise; and (vii) all registrations, initial applications, renewals, extensions, continuations, divisions or reissues thereof now or hereafter in force (including any rights in any of the foregoing).
- 2.4 "**Licensed IP**" shall mean Intangible Property that: (i) is owned by or licensed to Target Canada either as of the Effective Date or any time thereafter, including all Intangible Property that is Work Product hereunder; and (ii) Target Canada permits TBI to use in its provision of the TBI Services hereunder.
- 2.5 "**Net Revenues**" shall mean net revenues determined in accordance with US GAAP as applied by Target Canada for financial reporting purposes and shall mean the revenues recognized by or for the account of Target Canada from the distribution of the Products and provision of Services within the Territory, provided that Net Revenues shall not include any of the following:
- i. Any government taxes or levies collected from customers with respect to the sale of the Products that are to be paid over to any applicable governmental authority; or

- ii. Any portion of the revenues from the sale of the Products that is refunded by Target Canada to a customer; or
  - iii. Any amounts associated with the shipment and delivery of the Products, including, without limitation, all freight charges, freight forwarding fees, customs fees and insurance premiums.
- 2.6 **"Party"** shall mean Target Brands, Inc. or Target Canada Co. or, if used in the plural, both Target Brands, Inc. and Target Canada Co.
- 2.7 **"Product"** or **"Products"** shall mean any products distributed by Target Canada or on behalf of Target Canada or sold or distributed by authorized third parties pursuant to a duly executed Sublicense (as defined in Section 3.1(a) of this Agreement).
- 2.8 **"Royalty"** shall mean as defined in section 5.3.
- 2.9 **"Royalty Payment"** shall mean as defined in section 5.4.
- 2.10 **"Service"** or **"Services"** shall mean any services provided by Target Canada or provided by authorized third parties pursuant to a duly executed sublicense agreement.
- 2.11 **"Territory"** shall mean everywhere in the world.
- 2.12 **"Work Product"** shall mean all intellectual property including specifications, data, designs, discoveries, inventions, products, modifications, technical information, market information, procedures, processes, manufacturing know-how developed in the Territory that becomes patented, improvements, developments, drawings, notes, documents, live motion picture or television films, live stage productions, sound recordings, software applications and all ancillary or derivative media reproductions, information and materials directly or indirectly made, conceived, reduced to practice or developed by Target Canada, on Target Canada's behalf or by Sublicensees (as defined in section 3.1(a)) which result from, relate to or arise out of Target Canada's performance under this Agreement and relate to the Products or Services or any Intangible Property therein.
- 2.13 **"Year"** shall mean the calendar year, or any other twelve (12) month period corresponding to TBI's fiscal year.

### 3. LIMITED LICENSE TO USE INTANGIBLE PROPERTY

- 3.1 **Grant of License by TBI.** To the extent of its legal right to do so, and subject to the rights of third party licensors under any development, research or licensing agreements (whether now in effect or entered into in the future or arising otherwise), TBI hereby grants to Target Canada within the Territory a revocable, exclusive, sublicensable, royalty-bearing license to commercially exploit all Intangible Property for all legal purposes in connection with Target Canada's

retail operations within Canada, its territories and possessions, and the right to manufacture merchandise and goods to be purchased by Target Canada and sold in its retail operations within Canada, for the term set forth in Section 6, subject to and upon the terms and conditions of this Agreement as follows:

- (a) Under specified terms and conditions set out below, TBI grants to Target Canada the right to grant and enter into sublicense agreements (hereinafter "Sublicense(s)") with third parties and Affiliates (hereinafter "Sublicensee(s)") to sublicense the Intangible Property rights in connection with Target Canada's retail operations within Canada, its territories and possessions, including the operation of retail pharmacies, and provision of Products to be distributed or Services to be provided within Canada, its territories and possessions, and the right to manufacture merchandise and goods to be purchased by Target Canada and sold in its retail operations within Canada. TBI does not grant the right to sublicense the Intangible Property rights for any other purpose.
- (b) Notwithstanding anything to the contrary herein contained, TBI and Target Canada agree that the rights granted herein and the restrictions herein contained shall be subject to the laws of the relevant Territory and all rules, regulations, directives, laws and legislation associated therewith as the same may be in force from time to time.
- (c) Unless otherwise agreed in writing, Target Canada shall not actively seek trade customers for the retail operations, or for the Product or Service, nor establish any branch or agency, nor maintain any distribution or provision depot for the Product or Service in any country outside of Canada where intellectual property rights exist in respect of the retail operations, or for the Product or Service, whether in the name of TBI, an Affiliate or any registered user or other licensee of TBI.
- (d) It is a condition of the right to Sublicense granted under this Agreement that Target Canada shall procure that any Sublicense(s) between itself and any Sublicensee shall:
  - (i) be in writing;
  - (ii) grant no rights inconsistent with this Agreement;
  - (iii) impose on the Sublicensee in respect of the rights sublicensed thereunder all covenants and obligations, including confidentiality obligations, which are assumed by or imposed on Target Canada under this Agreement, *mutatis mutandis*;
  - (iv) absent consent of the parties, terminate, *inter alia*, not later than when all licensed rights under the Agreement, subject of said Sublicense(s) have terminated or expired. In the event the Agreement is not renewed, TBI will honor the Sublicense(s) entered into by Target Canada;

- (v) be maintained on file and available upon request to TBI within seven (7) days of execution;
- (vi) require Target Canada at first request of TBI to register the Sublicense(s) in the appropriate registers as indicated by TBI;
- (vii) provide for TBI's inspection of Products, including samples, and provide timely notice regarding misuse of TBI's Intangible Property;
- (viii) require Sublicensees' further Sublicenses, if any, to comply with the provisions of Section 3 herein;
- (ix) require all Sublicensees to assign and transfer all Work Product created during this Agreement's term to TBI at the moment of its creation, including works made for hire, which shall designate TBI as the author with the intent that TBI's rights and protection under this Agreement shall not be in any way adversely affected by any such Sublicense(s) and/or upon termination of this Agreement between TBI and Target Canada; and
- (x) No Sublicensee may obtain or be granted any rights greater than the rights granted to Target Canada under this Agreement.

**3.2 Control By TBI.** TBI shall have the right to inspection and prior approval of all uses of the Intangible Property on or in connection with the Products and Services, including but not limited to review of advertising, and also have the right of inspection and prior approval of the quality of the Product, premises, or of any Services associated with the Intangible Property as set forth in Schedule 2. TBI's rights shall apply as against Target Canada and all sublicensees, agents, and successors.

**3.3 Notice to TBI.** Except as provided in Section 3.1, Target Canada shall not sublicense, make available or otherwise transfer any of its rights hereunder without the prior written consent of TBI.

**3.4 Subject To Third Party Rights.** The rights granted under this Agreement to Target Canada are subject to any existing or future third party licensor rights in the Intangible Property and/or the Products and Services and nothing in this Agreement shall relieve either Party of its obligations in respect of royalty payments to third parties with respect to Products or Intangible Property if and to the extent applicable.

## **4. RIGHTS AND CONFIDENTIALITY**

**4.1 Rights in Intangible Property.** As between TBI and Target Canada:

- (a) All right, title, and interest in the Intangible Property licensed hereunder are and shall remain with TBI, subject to the license granted to Target



Canada herein. Target Canada shall not at any time do or cause to be done, or fail to do or cause to be done, any act or thing, directly or indirectly, contesting or in any way impairing TBI's right, title, or interest in the Intangible Property licensed hereunder.

- (b) Target Canada will not make any representation or do any act which may be taken to indicate that it has any right, title or interest in or to the ownership or use of any of the Intangible Property except as defined under the terms of this Agreement, and acknowledges that nothing contained in this Agreement shall give Target Canada any right, title or interest in or to the Intangible Property save as expressly granted hereby.
- (c) TBI shall use its best endeavors to secure and preserve its rights with regard to the Intangible Property by such means as are required by the laws of Canada to keep the rights valid and effective, including the payments of taxes and fees.
- (d) Target Canada agrees to take whatever action is appropriate or necessary to protect TBI's rights in the Intangible Property including but not limited to: cooperating in and compensating TBI for any new domestic or foreign applications for intellectual property registration pursued by TBI within the Territory to support retail operations in Canada, its territories and possessions; and registering as a licensee or user of TBI's trademarks, trade names or similar rights upon request by TBI.
- (e) Target Canada shall not do or omit to do any act or thing the doing or omission of which might prejudice the continued existence of the rights with regard to the Intangible Property.
- (f) During and after the term of this Agreement, Target Canada agrees and warrants that it will not, within the Territory, infringe upon or cause or facilitate the infringement of any trademarks or other related rights derived from or confusingly similar to the Intangible Property.
- (g) Target Canada agrees to promptly notify TBI of conflicting activities by third parties of which Target Canada becomes aware. On written notice from Target Canada of such activities, in the first instance TBI may, but is not required to, take appropriate legal action. During this period, Target Canada shall take no legal action, however, without TBI's prior written consent. Target Canada agrees to cooperate fully in and pay for any action taken by TBI to protect Target Canada's exclusivity hereunder. TBI may, but is not required to, initiate and control any legal action undertaken pursuant to this provision.
- (h) Target Canada agrees to ensure that all exploitation of the Intangible Property, including use on the Product or in connection with any Services authorized hereunder, comply with and are distributed in compliance with all relevant copyright, trademark, design right, registered design and other

relevant intellectual property laws in all parts of the Territory where it is exploited.

- (i) Notwithstanding paragraph 6.2 herein, TBI may terminate this Agreement immediately upon giving notice to Target Canada if Target Canada shall challenge the validity of or TBI's ownership of the Intangible Property or any rights licensed by TBI to Target Canada hereunder.
- (j) Target Canada hereby unconditionally and irrevocably grants, agrees to grant, assigns, agrees to assign, transfers, agrees to transfer, conveys, agrees to convey and delivers and agrees to deliver to TBI all rights, titles and interests in and to all Work Product created or developed during the term of this Agreement, all as of the date of creation or development of such Work Product, with no further act or action required in order to effect such assignment and transfer, and subject to the license granted to Target Canada herein. To the extent Work Product is a "work made for hire" under applicable copyright law, it shall be considered a "work made for hire" from the moment of creation, the copyright of which shall be owned exclusively by TBI worldwide. To the extent such Work Product does not qualify as a "work made for hire" under applicable copyright law, all rights, titles and interests that Target Canada may have in and to same is hereby assigned, transferred and conveyed from the moment of creation exclusively to TBI. Target Canada shall execute such documents, render such assistance, and take such other action as TBI may reasonably request, at TBI's expense, to apply for, register, perfect, confirm, and protect TBI's rights to the Work Product. Target Canada shall not at any time do or cause to be done, or fail to do or cause to be done, any act or thing, directly or indirectly, contesting or in any way impairing TBI's rights, titles, or interests in the Work Product. Target Canada acknowledges that any right to Work Product assigned, transferred or conveyed to TBI may be assigned by TBI to any Affiliate or other third party. Pursuant to Section 3.1 above, the Work Product, along with all other Intangible Property, is licensed to Target Canada within the territory under the terms of this Agreement.

**4.2 Waiver of Moral Rights.** Target Canada hereby waives any and all moral rights, including without limitation any right to identification of authorship or limitation on subsequent modification that Target Canada (or its employees, agents or consultants) has or may have in any Work Product and any derivatives, improvements or modifications thereof.

**4.3 Goodwill.** Target Canada shall uphold TBI's good name, preserve its goodwill, and protect TBI's Intangible Property rights and associated rights or interest during the term of this Agreement. Notwithstanding paragraph 6.2 herein, TBI shall have the right to immediately terminate this Agreement upon giving notice to Target Canada, in the event that Target Canada engages in any illegal, indecent, immoral, harmful or scandalous behavior or activities that may directly or indirectly damage TBI's reputation or good will.

4.4 **Confidentiality.** During and subsequent to the term of this Agreement, Target Canada, its agents and employees shall not make any unauthorized use or disclosure of any knowledge or information of a confidential or proprietary nature concerning the Intangible Property, or other private or confidential matters of TBI, and shall refrain from any acts or omissions that would reduce the value of such confidential matters to TBI or that would deprive or tend to deprive TBI of trade secret or other intellectual property protection with respect to such confidential matters. Target Canada shall develop and implement such procedures as may be reasonable and prudent to prevent the intentional or negligent disclosure to third parties of the Intangible Property licensed hereunder and related confidential information, including (but not limited to) requiring each of its employees having access to such information to enter into an appropriate written confidentiality agreement with Target Canada. The foregoing obligations shall not apply to knowledge or information which prior to receipt thereof from TBI was in the possession of Target Canada and at its free disposal, or is subsequently disclosed to Target Canada without any obligations of confidence by a third party who has not derived it directly or indirectly from TBI, or is or becomes generally available to the public through no act or default of Target Canada or its agents or employees.

4.5 **Permitted Disclosure.** Notwithstanding the foregoing, Target Canada shall have the right: (a) to communicate to suppliers relevant portions of the Intangible Property licensed hereunder reasonably necessary for, and solely for the purposes of, the procurement by Target Canada of commercially available materials and parts for use in the manufacture and/or installation of the Products; and (b) to communicate to customers acquiring the Products such portions of the Intangible Property licensed hereunder as are reasonably needed by such customers for operating and maintaining the Products, provided however, that any recipients of the Intangible Property which constitutes a trade secret or information of a confidential nature and licensed hereunder shall be advised by Target Canada, in writing, at the time of or before such communication, that proprietary information is being communicated and that such information is to be kept confidential and must not be used or disclosed except as permitted hereunder, and provided further, that such recipient undertakes, in writing, prior to disclosure, to respect such confidentiality and to be bound by terms and conditions given in this Article 4.

## 5. COMPENSATION

5.1 **Fees.** In consideration for TBI Services and any related materials and property provided by TBI, Target Canada agrees to pay TBI arm's length fees ("**Fee**") as agreed upon between the parties from time to time. The Fee shall be analyzed at the end of the Term of this Agreement and, in the event this Agreement is extended or amended, the Fee shall be agreed as between the parties. If any payment under this Agreement is required to be adjusted by the US or Canadian tax authorities or is adjusted at TBI's initiative, then TBI shall provide a refund or Target Canada shall make an additional payment as necessary to ensure that actual payments tie to the adjusted amount.

- 5.2 **Payment of Fees.** The Fee owed by Target Canada for the TBI Services and any related materials and property shall accrue and be charged either throughout or at the end of TBI's fiscal year and shall be paid as follows: no later than 60 days after the end of TBI's fiscal year, Target Canada shall pay to TBI the total amount of charges due for all TBI Services performed and any related materials and property provided during such fiscal year, with a credit against such payment for any amounts previously paid in excess of the amounts actually due for the fiscal year. The Fee owed by Target Canada may be offset by any amounts owed to Target Canada by TBI.
- 5.3 **Royalty.** In consideration for the license granted under this Agreement, Target Canada agrees to pay a Royalty Payment to TBI that is based on Net Revenues and produces an arm's length result as set forth in Schedule 3. If any Royalty Payment under this Agreement is required to be adjusted by the US or Canadian tax authorities or is adjusted at TBI's initiative, then TBI shall provide a refund or Target Canada shall make an additional payment as necessary to ensure that actual payments tie to the adjusted amount. It is acknowledged by the Parties that the payment of the portion of the Fee set forth in Schedule 3 by Target Canada is not a condition of purchase of goods or merchandise from third parties by Target Canada.
- 5.4 **Royalty Payments.** A Royalty Payment shall accrue and be charged either throughout or at the end of TBI's fiscal year and shall be paid as follows: no later than 60 days after the end of TBI's fiscal year, Target Canada shall pay to TBI the total amount of Royalties, with a credit against such payment for any amounts previously paid in excess of the amounts actually due for the fiscal year. The parties may also agree to prepay Royalties at any time based on an estimate of the Net Revenues for the following year, or a portion thereof, with an adjustment to be made at the end of the following year for the calculation of actual Net Revenues. However, the prepayment of Royalties shall not be trued up with regard to foreign currency fluctuations. Royalties owed by Target Canada may be offset by any amounts owed to Target Canada by TBI.
- 5.5 **Exclusive of Sales Taxes.** All amounts payable by Target Canada to TBI pursuant to this Agreement do not include any value-added, sales, use, consumption, multi-staged, ad valorem, personal property, customs, excise, stamp, transfer, or similar taxes, duties, or charges, (collectively "**Sales Taxes**") and all Sales Taxes are the responsibility and for the account of Target Canada. If TBI is required by law or by administration thereof to collect any applicable Sales Taxes, Target Canada shall pay such Sales Taxes to TBI concurrent with the payment of any consideration payable pursuant to this Agreement, unless Target Canada qualifies for an exemption from any such applicable Sales Taxes, in which case Target Canada shall, in lieu of payment of such applicable Sales Taxes, deliver to TBI such certificates, elections, or other documentation required by law or the administration thereof to substantiate and effect the exemption claimed.



- 5.6 Currency.** All payments must be made in United States dollars ("*US Dollar*") unless otherwise agreed by the parties. Any reported amount in currencies other than the US dollar shall be translated into US dollars at the prevailing bookkeeping rate used by Target Canada during the period in which the amount is recognized under GAAP as applied by Target Canada for financial reporting purposes.
- 5.7 Non-Residency.** As TBI is a non-resident of Canada, as that term is defined in the Income Tax Act (Canada), as amended from time to time and all regulations promulgated thereunder from time to time, if Target Canada is required to withhold tax in accordance with Section 5.8 and Section 5.9 then payments under this Agreement by Target Canada shall be reduced by the amount of such withholding taxes and Target Canada shall remit such withholding taxes to the applicable taxing authorities. Target Canada shall provide TBI with a copy of any information reporting forms required to be filed by Target Canada with the applicable taxing authorities on or before the filing due date for such forms. If, after Target Canada has paid such amounts, Target Canada receives a refund, rebate or credit on account of such taxes, then Target Canada shall promptly remit such refund, rebate or credit amount to TBI.
- 5.8 Regulation 105.**
- (a) Subject to the terms of Section 5.8(b), 5.8(c), 5.8(d), and 5.8(e) hereof, where Target Canada makes a payment to TBI for services rendered in Canada, Target Canada shall reduce the payment amount by 15% pursuant to Regulation 105 of the Income Tax Act (Canada) and shall remit such withheld amount to the applicable taxing authorities. A further 9% will be withheld and remitted to the applicable taxing authorities if the services are provided in the province of Quebec.
  - (b) Where Target Canada is required to make a payment to TBI for TBI Services rendered by TBI inside Canada, Target Canada shall withhold all applicable amounts as outlined in Section 5.8(a) on the entire payment unless TBI provides Target Canada, within ten (10) days of the request for payment from Target Canada, with records evidencing the portion of the required payment that is in respect of the TBI Services rendered inside of Canada. If such records are timely provided, Target Canada shall withhold all applicable amounts as outlined in section 5.8(a) on the payment that is in respect of services rendered inside of Canada.
  - (c) Where Target Canada is required to make a payment to TBI for Services rendered both inside and outside of Canada, Target Canada shall withhold all applicable amounts as outlined in Section 5.8(a) on the entire payment unless TBI provides Target Canada, within ten (10) days of the request for payment from Target Canada, with records evidencing the portion of the required payment that is in respect of Services rendered inside of Canada and the portion of the required payment that is in respect of Services rendered outside of Canada. If such records are timely provided, Target

Canada shall withhold all applicable amounts as outlined in section 5.8(a) on the payment that is in respect of Services rendered inside of Canada.

- (d) Where Target Canada is required to make a payment to TBI for any amounts invoiced (or otherwise charged) by TBI's consultants or other service providers to TBI, Target shall withhold all applicable amounts on the payment as outlined in Section 5.8(a) unless TBI provides Target Canada, within ten (10) days of the request for payment from Target Canada, with records evidencing that the required payment is a reimbursement of amounts invoiced (or otherwise charged) by TBI's consultants or other service providers to TBI.
- (e) Where prior to any applicable payment by Target Canada to TBI, TBI has furnished Target Canada with a valid waiver issued by the tax authorities either reducing or eliminating the requirement to withhold tax for the services in question, Target Canada will take into account any relief provided by the applicable waiver, and reduce its withholding obligation accordingly, however only in the circumstances where Target Canada determines such reduction is appropriate and in accordance with the provisions of the applicable waiver.

**5.9 Withholding Taxes.** In the event that any withholding taxes or other duties are levied on any payments due to TBI from Target Canada (other than those covered in Section 5.8), Target Canada intends to fully comply with its requirements and remit such withholding taxes to the applicable taxing authorities. Target Canada will take into account any relief provided by an applicable income tax convention, and reduce its withholding obligation accordingly, however only in the circumstances where Target Canada determines such reduction is appropriate and in accordance with the provisions of the applicable income tax convention. Target Canada shall not be required to pay TBI any additional amount in respect to taxes withheld by Target Canada on payments made to TBI and, as outlined in Section 5.7, shall pay to TBI each amount due on which such withholding taxes or other duties are levied as a net amount. Where TBI is eligible to receive a reduced rate of tax or exemption provided by an applicable income tax convention in respect of a payment made by Target Canada to TBI, TBI will complete and retain the Canadian tax Form NR301 (*DECLARATION OF ELIGIBILITY FOR BENEFITS UNDER A TAX TREATY FOR A NON-RESIDENT TAXPAYER*) as support for residency requirements under the applicable income tax convention. For purposes of Canadian withholding tax allocation only, fifty percent (50%) of each Royalty Payment due on Schedule 3 shall be determined to relate to the intellectual property rights licensed under the agreement excluding know-how, patents, and software. The remaining fifty percent (50%) of each Royalty Payment shall be determined to relate to the license of know-how, patents and software.

## 6. TERM AND TERMINATION

- 6.1 **Term.** This Agreement is effective as of the Effective Date and will continue for a term of five (5) years ("***Term***").
- 6.2 **Termination.** Except where provided herein, either party may terminate this Agreement upon three (3) months prior written notice.
- 6.3 **Consequences upon Termination.**
- (a) Upon termination or expiration of this Agreement, the parties shall continue to be bound by the provisions of Section 4 (Intangible Property Rights) above, Section 7 (Limitation of Liability), Section 9 (Compliance with Laws), Section 10 (Relationship Between the Parties), and Section 11 (General Provisions).
  - (b) Further, in the event of termination of this Agreement under any of its provisions, Target Canada is not relieved of its liabilities accruing up to the time of termination.
  - (c) Target Canada shall immediately assign any Sublicense(s) in effect at the time of expiration or termination of this Agreement to TBI or its designee.
  - (d) Target Canada agrees that upon expiration or termination of this Agreement based on default of Target Canada and provided TBI has given the termination notice in accordance with Section 6.2 hereof, Target Canada shall forthwith cease and desist in the manufacture and sale of Products and marketing, and shall deliver to TBI without cost all plates, molds, preprints, matrices and other devices and materials using the Intangible Property for TBI's free and unencumbered disposal or shall certify to TBI that such have been destroyed.
  - (e) TBI agrees that upon expiration or at the termination of this Agreement for any reason other than the default of Target Canada, Target Canada shall have a period of not more than ninety (90) days thereafter to dispose of all of the unsold Product that has been completed by it prior to such termination, provided such Product was in the process of manufacture more than sixty (60) days before said termination. It is further provided under this Section 6.3(e) that Target Canada shall, prior to disposing of said unsold Product, give TBI a true itemized statement of all such unsold Product in inventory and sufficient detailed manufacturing information to substantiate the applicability of this Section 6.3(e) to said Product. TBI or its authorized representative shall have the option to conduct a physical inventory in order to verify such inventory statement.
  - (f) Nothing in Section 6.3(e) shall be construed as authorizing Target Canada to: (i) sell Product not approved by TBI, or (ii) to sell Product otherwise than as set forth or contemplated in this Agreement or, (iii) to discontinue regular sales of and to sell the remainder of the Product in job lots at

reduced prices without first offering to sell the same to TBI at such prices and giving TBI a reasonable opportunity to purchase the same or, (iv) manufacture, sell or dispose of any Product covered by this Agreement after its expiration or its termination based on the failure of Target Canada to affix notice of copyright, trademark or service mark registration or any other notice to the Product cartons, containers, packing or wrapping material or advertising, promotional or display material. Additionally, any termination or expiration based on the departure by Target Canada from the quality and style approved by TBI pursuant to Section 3.2, or the exercise by TBI of its rights under Sections 4.3, or this Section 6 hereof shall not be construed as authorizing any manufacture, sale or disposition of any Product under the preceding Section 6.3(e).

- (g) Upon expiration or termination for any reason, Target Canada shall immediately and permanently cease to use the Intangible Property in any manner, including use of any the trademark, trade name rights or similar rights licensed hereunder.

## 7. LIMITATION OF LIABILITY

- 7.1 **Target Canada's Liability.** Target Canada will indemnify, defend and hold TBI harmless from and against any and all claims, demands, suits, losses, damages and liabilities (including, without limitation, interest and reasonable attorneys' fees) arising out of or resulting from Target Canada's failure to comply with any law, ordinance or regulation applicable to its business or Target Canada's breach of this Agreement, except to the extent TBI has primary liability pursuant to Section 7.2.
- 7.2 **TBI's Liability.** TBI will indemnify, defend and hold Target Canada harmless from and against any and all claims, demands, suits, losses, damages and liabilities (including, without limitation, interest and reasonable attorneys' fees) arising out of or resulting from TBI's failure to comply with any law, ordinance, or regulation applicable to its business or TBI's breach of this Agreement, except to the extent Target Canada has accepted primary liability pursuant to Section 7.1.
- 7.3 **Notice.** A party's obligation to defend and indemnify the other hereunder is subject to the conditions that the party seeking indemnification promptly notifies the other party in writing of any such claim, the party seeking indemnification cooperates fully in defense of the claim and the indemnifying party has control of the defense, to the extent of the indemnity.

## 8. REPRESENTATIONS AND WARRANTIES

TBI represents and warrants that: (a) it has the full power and authority to enter into this Agreement and (b) the execution and performance of this Agreement has received all necessary corporate approvals and consents and will not constitute a default under any provision of TBI's organizational documents.



## 9. COMPLIANCE WITH LAWS

- 9.1 **Compliance with the Law.** TBI must strictly comply with all applicable laws, rules, regulations and governmental orders, now or hereafter in effect, relating to its performance of this Agreement. TBI further agrees to make, obtain, and maintain in force at all times during the term of this Agreement, all filings, registrations, reports, licenses, permits and authorizations (collectively "**Authorizations**") required under applicable law or order in order for TBI to perform its obligations under this Agreement. Target Canada will provide TBI with such assistance as TBI may reasonably request in making or obtaining any such Authorizations.
- 9.2 **Export Law Compliance.** Target Canada undertakes to obtain all licenses, permits or approvals required by any government in connection with its manufacture, distribution, sale, lease and license of Products, and shall comply with all applicable rules, policies and procedures of the US government. TBI and Target Canada each agree to provide the other such information and assistance as may reasonably be required by the other in connection with securing such licenses, permits and approvals, and to take timely action to obtain all required import and export documents.
- 9.3 **Changes in the Law.** TBI will inform Target Canada of all actual and anticipated changes in the law or regulatory environment that might have an impact on the provision of Services under this Agreement.

## 10. RELATIONSHIP BETWEEN THE PARTIES

TBI, in providing Services and any related materials and property to Target Canada hereunder, is acting only as an independent contractor. The parties agree that the relationship between them is not that of partners and, except as expressly authorized in writing or pursuant to the terms of this Agreement, neither party has the authority to act on behalf of or bind the other party.

## 11. GENERAL PROVISIONS

- 11.1 **Governing Law.** This Agreement is governed by, and construed in accordance with, the laws of Minnesota conflict-of-law principles excluded.
- 11.2 **Amendments.** No provision of this Agreement shall be amended or waived except by a written agreement executed by both parties.
- 11.3 **Severability.** If any one or more provisions of this Agreement shall be found to be illegal or unenforceable in any respect, the validity, legality and enforceability of the remaining provisions shall not in any way be affected or impaired thereby.
- 11.4 **Headings.** The descriptive headings contained herein are for convenience only and shall not control or affect the meaning, interpretation or construction of any provision of this Agreement.

**11.5 Successors and Assigns.** This Agreement shall be binding upon and inure to the benefit of the successors and legal representatives of the respective parties hereto. This Agreement may not be assigned by any party without the prior written consent of the other party, except to an entity directly or indirectly controlling, controlled by, or under common control with the assigning party.

**11.6 Notices.** All notices required by this Agreement shall be in writing to the addresses set forth below, or such other addresses as may be designated in writing by the respective party. Any notices shall be deemed effectively given when received by the other party.

If to Target Canada: Target Canada Co.  
5570 Explorer Drive  
Mississauga, ON L4W-0C3  
CANADA  
Attention: General Counsel

If to TBI: Target Brands, Inc.  
1000 Nicollet Mall  
Minneapolis, MN 55403  
Attention: Stephen C. Lee

**11.7 Counterparts.** This Agreement may be executed in two or more counterparts, each of which shall be deemed an original, but all of which together shall constitute one and the same instrument.

**\*\*[Signature Page to Follow]\*\***

IN WITNESS WHEREOF, the parties have executed this Agreement as of the Effective Date,

**TARGET CANADA CO.**

By: \_\_\_\_\_

Name: Terri K. Simard

Title: Vice President

Date Signed: 5/22/14

**TARGET BRANDS, INC.**

By: \_\_\_\_\_

Name: Stephen C. Lee

Title: Vice President

Date Signed: 5/21/14

*{Signature Page to Master Agreement eff Feb 3 2013}*

**Schedule L.1(a)**  
**Retail Support Services**

- i. Retail training services related to all retail store employees and operations;
- ii. Retail training services related to distribution center employees; and
- iii. Any other ad hoc retail store/distribution center consulting requests by Target Canada



**Schedule 1.1(b)**  
**Business Services**

- i. Accounting, Accounts Payable, Financial Reporting, Finance services;
- ii. Assets Protection services;
- iii. Cash Management services;
- iv. Communication and Public Relations services;
- v. Human Resources and Payroll services;
- vi. Legal services;
- vii. Office Administration services;
- viii. Risk Management services;
- ix. Tax Compliance services; and
- x. TTS/SAP/Information services

**Schedule 1.1(c)**  
**Marketing Consulting Services**

- i. Assist with the development of marketing and promotional strategies and advertising campaigns;
- ii. Advise on the implementation of marketing and promotional strategies and advertising campaigns;
- iii. Perform services and advise related to the collection of guest insights data;
- iv. Provide marketing analytical and reporting support;
- v. Advise on in-store marketing;
- vi. Analyze marketing performance and media management; and
- vii. Any other ad hoc marketing consulting requests by Target Canada

**Schedule 1.1(d)**  
**Merchandising Consulting Services**

- i. Advise and assist with merchandise planning;
- ii. Perform merchandising analytics and reporting support;
- iii. Assistance with managing relationships with vendors;
- iv. Provide merchandise systems support;
- v. Consulting related to the use of materials, signage, planograms, equipment and other aspects associated with the operation of retail stores; and
- vi. Any other ad hoc merchandising consulting requests by Target Canada

**Schedule 1.1(e)**  
**Strategy and Management Consulting Services**

- i. Assist with developing operating manuals and operating policies relating to best practices in retail operations;
- ii. Advise on store locations and analysis of demographics;
- iii. Assist with merchandise sourcing, logistical and distribution strategies;
- iv. Provide leadership development, human resources and team member management;
- v. Advise on financial performance, develop financial metrics, and financial strategies;
- vi. Provide retail information management system support, business intelligence and data analysis;
- vii. Assist with supply chain management;
- viii. As requested, place orders for supplies, fixtures, displays, signage, equipment and other items with vendors who demonstrate the ability to meet established quality standards and who possess the resources necessary to reliably deliver required quantities on schedules that will ensure the efficient operation of Target Canada retail stores; and
- ix. Any other ad hoc strategic consulting requests by Target Canada

## Schedule 2

### Right To Prior Approval Of Use Of Intangible Property On Or In Connection With The Products And Services; Quality Control

#### 1. CONTROL BY TARGET BRANDS, INC.

- 1.1 As Licensor, TBI shall have the right to control all uses of the Intangible Property licensed to Target Canada hereunder including, but not limited to, compliance with operating manuals and policies, compliance with information provided through the TBI Services, presentations, advertising, display, labeling, trade dress, publicity, press releases, and merchandising. TBI shall also have the right to control the character and quality of the Products and Services. Target Brands, Inc., in its sole discretion, shall have the first right to initiate and control enforcement of the Intangible Property.
- 1.2 Pursuant to this right of control, TBI, through such agents or representatives as it may designate, shall have free access to Target Canada's and its sublicensee's facilities, at all times during business hours and with the right to full disclosure, upon reasonable notice, of all apparatus, methods, and materials used by Target Canada in the production and sale of the Products, and shall have the right to take reasonable and free samples of Products and all of the materials used in the manufacture, thereof, and requisition Services for the purpose of examination or testing.

**Schedule 3**  
**Royalty**

For the term of this Agreement, Target Canada shall pay to TBI a Royalty as follows:

- 1.5% of Licensee's Net Revenues

# **SCHEDULE A2**

**A**

This schedule summarizes all expenses included in cross-charge from Target Brands (Retail segment) to Target Canada Co (Canada segment) for December fiscal year 2014. The balances on this summary are supported in greater detail in subsequent schedules.

		Dollars		Headcount	
		Dedicated	Allocable	Dedicated	Allocable
Supply Chain	DST	141,646.18	13,542.87	14	3
Finance	FIN	22,457.91	805,429.41	4	122
Financial and Retail Services	FRS	-	201,091.35	0	43
Legal	LAW	-	43,884.64	0	4
Merchandising	MER	221,722.81	284,393.81	68	30
Merchandising - Sourcing	MER_TSS	262,298.28	84,779.09	42	12
Marketing	MKT	15,429.06	511,923.79	2	71
Other	OIE	1,179,569.35	298,244.74	11	88
Stores	STR	418,584.14	18,509.63	33	1
Human Resources	THR	175,542.74	227,456.00	16	28
Property Development	TPD	121,873.44	208,883.73	11	25
Target Technology Services	TTS	1,223,660.44	490,651.99	107	50
<b>TOTAL PAYROLL</b>		<b>3,782,784.35</b> 1	<b>3,188,791.05</b> 2	<b>308</b>	<b>477</b>
Benefits		1,421,299.46	(1,251.04) •		
Benefits Rate		20.37%			
Contractors		3,887,903.28	210,965.40		
Travel-related		66,135.96			
Cell phone expense		22,424.03			
Office and operating supplies		1,811.43			
Other charges		17,775.23	1,362.49		
<b>TOTAL OTHER</b>		<b>5,417,349.39</b> 1	<b>211,076.85</b> 2		
Depreciation		5,150,729.60	1		

**TOTAL EXPENSES**

Dedicated	14,350,863.34
Allocable	3,399,867.90
<b>Total</b>	<b>17,750,731.24</b>

• - Most benefits for cross-charge are included in fully-dedicated cost centers, with other amounts included in allocable cost centers. As such, benefits should be viewed wholistically between both cost center types, and this is how the benefits rate is calculated and assessed.

Transfer Pricing Mark Up Calculation (by Co Code)					
Company Code	Revenue/Expense Type	Cross-Charge Total	Mark-Up	TP Total	
1001	Service	1,159,122	0%	1,159,122	
1112	Marketing	14,776	10%	16,253	
1112	Merchandising	34,683	10%	38,151	
1113	Service	8,178,100	0%	8,178,100	
1114	Strategy	6,576,191	10%	7,233,811	
1114	Marketing	511,226	10%	562,349	
1114	Merchandising	613,230	10%	674,553	
1115	Service	663,403	10%	729,743	
<b>TOTAL</b>		<b>17,750,730</b>		<b>18,592,081</b>	

**Background:**

Per the Secondment Agreement, Target Canada is responsible for reimbursing Target for expenses related to actual costs incurred to support operations of Target Canada. This includes, but is not limited to:

- payroll and related costs for team members supporting operations of Target Canada
- depreciation on fixed assets purchased by Target for the use of Target Canada, such as servers and software.

Reimbursable expense included in transfer pricing are determined by Target's Finance teams. Their monitoring of expenses to be included in cross-charge each month are used to determine the amounts to be included in transfer pricing. Transfer pricing, the process of taking cross-charged expenses and applying a mark-up, keep these services at arms-length as if a third-party had performed these services for Target Canada.

Target engages PWC to perform an annual review of the transfer pricing methodology, including mark-up percentages to be applied to reimbursable expenses, reasonableness of cross-charged expenses to be included in transfer pricing, and interviews with Target leadership to determine if practices are consistent between Target and others within the industry subject to transfer pricing rules.

The outstanding intercompany accounts payable balance by Target Canada Co to Target Brands Inc represents unsettled amounts consisting of transfer pricing from December and January of fiscal year 2015. These amounts were calculated as part of the monthly transfer pricing process described above. Supporting cross-charge schedules used to calculate the transfer pricing balances above follow this summary.



**B**

The expenses in the table below are from fully-dedicated cost centers, meaning that every expense residing in these cost centers were for the support of Target Canada's operations. In other words, these expenses, payroll and non-payroll alike, were incurred by Target on behalf of Target Canada Co. These cost centers reside within the retail segment of Target's external financial statements, and as such, must be fully-reclassified to the Canada segment. As such, every dollar contained in these cost centers for the company codes listed below are included in transfer pricing. These expenses have been grouped into categories by pyramid and by expense type. Lines with a support reference are supported by additional schedules included in this packet.

Source: System query of SAP-ECC actual expenses by cost center.

ARR ID	GL Account	GL Acct	Cost Center	CC Name	Company code	Comp Code Name	Support Reference	MTD Actual	Pyramid	Function	Key	Row Labels	Sum of MTD Actual
FIN_FINADM	EXEMPT PAYROLL	7010110	93207000	FIN CAN US BASED	1113	Target Corporate Svcs Inc	B1	\$ 22,457.91	FIN	Finance	A		
THR_HQHURE	EXEMPT PAYROLL	7010110	93209000	HR CAN US BASED	1113	Target Corporate Svcs Inc	B1	\$ 168,582.39	THR	Human Resources	A		
TTS_PAYROLL	EXEMPT PAYROLL	7010110	93208000	TTS CAN US BASED	1113	Target Corporate Svcs Inc	B1	\$ 392,226.67	TTS	Technology Services	A	CELL PHONE EXPENSE	101.60
TTS_PAYROLL	EXEMPT PAYROLL	7010110	93498000	CANADA TTS SUPPORT	1113	Target Corporate Svcs Inc	B1	\$ 197,148.79	TTS	Technology Services	A	EXEMPT PAYROLL	22,457.91
TTS_PAYROLL	EXEMPT PAYROLL	7010110	93499000	CANADA TTS COE	1113	Target Corporate Svcs Inc	B1	\$ 249,596.24	TTS	Technology Services	A	FOREIGN AIRFARE	5,650.13
TTS_PAYROLL	EXEMPT PAYROLL	7010110	99346600	DOMESTIC CANADA BTT	1113	Target Corporate Svcs Inc	B1	\$ 379,894.64	TTS	Technology Services	A	FOREIGN MEALS/ENTER	375.49
DST_HQ_EXEC	EXEMPT PAYROLL	7010110	93204000	DIST CAN US BASED	1114	Target Enterprise, Inc.	B1	\$ 141,646.18	DST	Supply Chain	A	FOREIGN TRAVEL EXP	1,960.88
MER_MHQTOT	EXEMPT PAYROLL	7010110	93203000	MERCH CAN US BASED	1114	Target Enterprise, Inc.	B1	\$ 209,158.08	MER	Merchandising	A	MILE/PARK REIMB EXP	171.83
MKT_MARKET	EXEMPT PAYROLL	7010110	93205000	MKTG CAN US BASED	1114	Target Enterprise, Inc.	B1	\$ 15,429.06	MKT	Marketing	A	OTH MEALS/ENTERTAIN	8.70
OIE_OTHQIE_M	EXEMPT PAYROLL	7010110	93214000	ADMIN CAN US BASED	1114	Target Enterprise, Inc.	B1	\$ 16,986.65	OIE	Other HQ	A	OTHER PROF SERV	3,096.65
STR_STROPS	EXEMPT PAYROLL	7010110	93202000	STORES HQ CAN US	1114	Target Enterprise, Inc.	B1	\$ 414,345.71	STR	Stores	A	TRAVEL EXPENSES	69.35
TPD_PDHQTE	EXEMPT PAYROLL	7010110	93252000	PD REALESTATE CAN US	1114	Target Enterprise, Inc.	B1	\$ 79,896.71	TPD	Property Development	A		
TPD_PDHQTE	EXEMPT PAYROLL	7010110	93523000	TP CANADA ADMIN US	1114	Target Enterprise, Inc.	B1	\$ 38,477.14	TPD	Property Development	A		
MER_TSS_SRC	EXEMPT PAYROLL	7010110	93201000	SRC HQ CANADA US	1115	Target General Merch Inc	B1	\$ 224,000.47	MER_TSS	Merchandising - Sourcing	A		
THR_HQHURE	NONEXEMPT PAYROL	7010120	93209000	HR CAN US BASED	1113	Target Corporate Svcs Inc	B1	\$ 6,462.35	THR	Human Resources	A	AIRFARE	3,391.76
TTS_PAYROLL	NONEXEMPT PAYROL	7010120	93208000	TTS CAN US BASED	1113	Target Corporate Svcs Inc	B1	\$ 4,647.84	TTS	Technology Services	A	BENEFITS CAPITALIZED	(11,382.26)
MER_MHQTOT	NONEXEMPT PAYROL	7010120	93203000	MERCH CAN US BASED	1114	Target Enterprise, Inc.	B1	\$ 12,552.04	MER	Merchandising	A	BENEFITS TRANSFER	1,430,181.24
STR_STROPS	NONEXEMPT PAYROL	7010120	93202000	STORES HQ CAN US	1114	Target Enterprise, Inc.	B1	\$ 4,238.43	STR	Stores	A	CELL PHONE EXPENSE	1,557.53
TPD_PDHQTE	NONEXEMPT PAYROL	7010120	93252000	PD REALESTATE CAN US	1114	Target Enterprise, Inc.	B1	\$ 3,489.13	TPD	Property Development	A	DATA NETWORK EXPEN	2.00
MER_TSS_SRC	NONEXEMPT PAYROL	7010120	93201000	SRC HQ CANADA US	1115	Target General Merch Inc	B1	\$ 37,646.44	MER_TSS	Merchandising - Sourcing	A	EXEMPT PAYROLL	168,582.39
THR_HQHURE	OVERTIME	7010130	93209000	HR CAN US BASED	1113	Target Corporate Svcs Inc	B1	\$ 498.00	THR	Human Resources	A	FOREIGN AIRFARE	970.62
TTS_PAYROLL	OVERTIME	7010130	93208000	TTS CAN US BASED	1113	Target Corporate Svcs Inc	B1	\$ 146.26	TTS	Technology Services	A	FOREIGN MEALS/ENTER	171.17
MER_MHQTOT	OVERTIME	7010130	93203000	MERCH CAN US BASED	1114	Target Enterprise, Inc.	B1	\$ 12.69	MER	Merchandising	A	FOREIGN TRAVEL EXP	2,259.05
TPD_PDHQTE	OVERTIME	7010130	93252000	PD REALESTATE CAN US	1114	Target Enterprise, Inc.	B1	\$ 10.46	TPD	Property Development	A	MILE/PARK REIMB EXP	154.00
MER_TSS_SRC	OVERTIME	7010130	93201000	SRC HQ CANADA US	1115	Target General Merch Inc	B1	\$ 651.37	MER_TSS	Merchandising - Sourcing	A	NONEXEMPT PAYROLL	6,462.35
OIE_BONUS_E	INCENTIVE BONUS	7010150	93388000	TGT CORP OIE CANADA	1001	Target Corporation	C	\$ 223,775.00	OIE	Other HQ	A	OFFICE SUPPLIES	60.92
OIE_BONUS_E	INCENTIVE BONUS	7010150	93389000	TSCI OIE CANADA	1113	Target Corporate Svcs Inc	C	\$ 435,635.00	OIE	Other HQ	A	OTH MEALS/ENTERTAIN	7.52
OIE_BONUS_E	INCENTIVE BONUS	7010150	93390000	TEI OTHR OIE CANADA	1114	Target Enterprise, Inc.	C	\$ 476,463.00	OIE	Other HQ	A	OVERTIME	498.00
OIE_BONUS_E	INCENTIVE BONUS	7010150	93391000	TGMI OTHR OIE CANADA	1115	Target General Merch Inc	C	\$ 60,683.00	OIE	Other HQ	A	POSTAGE	0.69
STR_STROPS	MISC BENEFITS EXP	7021270	93416000	STORES FLD SUP CAN	1001	Target Corporation	B	\$ 2,125.98	STR	Stores	B	TM MEALS/ENTERTAIN	141.55
TTS_PAYROLL	MISC BENEFITS EXP	7021270	93208000	TTS CAN US BASED	1113	Target Corporate Svcs Inc	B	\$ 169.49	TTS	Technology Services	B		
TTS_PAYROLL	MISC BENEFITS EXP	7021270	93498000	CANADA TTS SUPPORT	1113	Target Corporate Svcs Inc	B	\$ 38.94	TTS	Technology Services	B	OFFICE SUPPLIES	81.82
DST_HQ_ALLO	MISC BENEFITS EXP	7021270	93204000	DIST CAN US BASED	1114	Target Enterprise, Inc.	B	\$ 20.19	DST	Supply Chain	B		
STR_STROPS	MISC BENEFITS EXP	7021270	93202000	STORES HQ CAN US	1114	Target Enterprise, Inc.	B	\$ 145.88	STR	Stores	B	AIRFARE	192.50
THR_OTHENT	BENEFITS TRANSFER	7021380	99346400	CORP HR CAN US BASED	1001	Target Corporation	B	\$ 8,363.04	THR	Human Resources	B	CELL PHONE EXPENSE	2,436.74
THR_OTHENT	BENEFITS TRANSFER	7021380	93256000	EMP BNFTS - CAN (US)	1113	Target Corporate Svcs Inc	B	\$ 782,751.33	THR	Human Resources	B	EXEMPT PAYROLL	15,429.06
THR_OTHENT	BENEFITS TRANSFER	7021380	93259500	TEI BNFTS CAN US	1114	Target Enterprise, Inc.	B	\$ 484,229.78	THR	Human Resources	B	FOREIGN AIRFARE	1,304.71
THR_OTHENT	BENEFITS TRANSFER	7021380	93259600	TGMI BNFTS CAN US	1115	Target General Merch Inc	B	\$ 154,837.09	THR	Human Resources	B	FOREIGN MEALS/ENTER	123.83
THR_OTHBEN	BENEFITS CAPITALIZE	7021390	93256000	EMP BNFTS - CAN (US)	1113	Target Corporate Svcs Inc	B	\$ 11,382.26	THR	Human Resources	B	FOREIGN TRAVEL EXP	452.58
TTS_OTHEXP	OUTSOURCING OPER	7062150	93498000	CANADA TTS SUPPORT	1113	Target Corporate Svcs Inc	C	\$ 1,344.82	TTS	Technology Services	C	FREIGHT EXPENSE	182.55
MER_MHQTOT	TEMPCONTRACTFREE	7062210	93203000	MERCH CAN US BASED	1114	Target Enterprise, Inc.	C	\$ 15,342.57	MER	Merchandising	C	MILE/PARK REIMB EXP	60.00
MKT_MARKET	TEMPCONTRACTFREE	7062210	93205000	MKTG CAN US BASED	1114	Target Enterprise, Inc.	C	\$ 30,855.76	MKT	Marketing	C	TEMPCONTRACTFREELN	30,855.76
STR_STROPS	TEMPCONTRACTFREE	7062210	93202000	STORES HQ CAN US	1114	Target Enterprise, Inc.	C	\$ 16,299.30	STR	Stores	C		
TTS_PRCNTR	PROJ CONTRACTORS	7062340	93260000	TTS CAN PROJECTS US	1113	Target Corporate Svcs Inc	D1	\$ 3,769,818.18	TTS	Technology Services	C	AIRFARE	9,484.88
TTS_PRCNTR	PROJ CONTRACTORS	7062340	99346600	DOMESTIC CANADA BTT	1113	Target Corporate Svcs Inc	D1	\$ 13,876.54	TTS	Technology Services	C	BUSINESS PROC COORD	(10,952.00)
TTS_ECCNTR	CC CONTRACTORS E	7062345	93208000	TTS CAN US BASED	1113	Target Corporate Svcs Inc	D1	\$ 1,738,537.78	TTS	Technology Services	C	CAR RENTAL	2,869.73
TTS_ECCNTR	CC CONTRACTORS E	7062345	93498000	CANADA TTS SUPPORT	1113	Target Corporate Svcs Inc	D1	\$ 68,980.91	TTS	Technology Services	C	CELL PHONE EXPENSE	5,252.89
TTS_ECCNTR	CC CONTRACTORS E	7062345	93499000	CANADA TTS COE	1113	Target Corporate Svcs Inc	D1	\$ 935,276.88	TTS	Technology Services	C	CNTRLBLE SRVCS PURCH	795.69
TTS_ECCNTR	CC CONTRACTORS E	7062345	99346600	DOMESTIC CANADA BTT	1113	Target Corporate Svcs Inc	D1	\$ 2,869.05	TTS	Technology Services	C	DATA NETWORK EXPEN	261.17
TTS_OTHEXP	CNTRLBLE SRVCS PU	7062405	93208000	TTS CAN US BASED	1113	Target Corporate Svcs Inc	C	\$ 170.00	TTS	Technology Services	C	EXEMPT PAYROLL	209,158.08
												FOREIGN AIRFARE	15,391.29
												FOREIGN MEALS/ENTER	1,794.78

MER_MHQTOT	CNTRLBLB SRVCS PU	7062405	93203000	MERCH CAN US BASED	1114	Target Enterprise, Inc.		\$ 795.69	MER	Merchandising	C	FOREIGN TRAVEL EXP	19,421.22
STR_STROPS	CNTRLBLB SRVCS PU	7062405	93202000	STORES HQ CAN US	1114	Target Enterprise, Inc.		\$ 11,700.00	STR	Stores	C	NONEXEMPT PAYROLL	12,552.04
TTS_STARTUP_F	OTHER SERVC PURCH	7062420	93260000	TTS CAN PROJECTS US	1113	Target Corporate Svcs Inc	E1	\$ 750,452.42	TTS	Technology Services	C	OPERATING SUPPLIES	769.51
FIN_FINADM	OTHER PROF SERV	7070220	93207000	FIN CAN US BASED	1113	Target Corporate Svcs Inc		\$ 3,096.65	FIN	Finance	C	OTH MEALS/ENTERTAIN	440.58
DST_HQ_ALLO	OTHER PROF SERV	7070220	93204000	DIST CAN US BASED	1114	Target Enterprise, Inc.		\$ 2,775.00	DST	Supply Chain	C	OTHER EXPENSE	1,418.20
MER_MHQTOT	OTHER PROF SERV	7070220	93203000	MERCH CAN US BASED	1114	Target Enterprise, Inc.		\$ 200.00	MER	Merchandising	C	OTHER PROF SERV	200.00
STR_STROPS	OTHER PROF SERV	7070220	93202000	STORES HQ CAN US	1114	Target Enterprise, Inc.		\$ 150.00	STR	Stores	C	OVERTIME	12.69
TPD_TGTCAP	OTHER PROF SERV	7070220	93206000	TP INTRNL FEE CAN US	1114	Target Enterprise, Inc.		\$ 30,099.39	TPD	Property Development	C	POSTAGE	3.45
TTS_BPCEXP	BUSINESS PROC COO	7210130	93260000	TTS CAN PROJECTS US	1113	Target Corporate Svcs Inc		-\$ 1,587.00	TTS	Technology Services	C	PROFDUES/MEMBER/SI	261.77
MER_MHQTOT	BUSINESS PROC COO	7210130	93203000	MERCH CAN US BASED	1114	Target Enterprise, Inc.		-\$ 10,952.00	MER	Merchandising	C	TEMPCONTRACTFREELN	15,342.57
OIE_OTHQOIE_M	BUSINESS PROC COO	7210130	93213000	OPS CAN US BASED	1114	Target Enterprise, Inc.		\$ 9,385.00	OIE	Other HQ	C	TRAVEL EXPENSES	556.67
OIE_LAWEXP_N	OFFICE SUPPLIES	7040110	93210000	LAW CAN US BASED	1113	Target Corporate Svcs Inc		\$ 81.82	LAW	Legal	D	<b>Merchandising - Sourcing</b>	
THR_HQHURE	OFFICE SUPPLIES	7040110	93209000	HR CAN US BASED	1113	Target Corporate Svcs Inc		\$ 60.92	THR	Human Resources	D	AIRFARE	1,693.57
MER_TSS_SRC	OFFICE SUPPLIES	7040110	93201000	SRC HQ CANADA US	1115	Target General Merch Inc		\$ 69.30	MER_TSS	Merchandising - Sourcing	D	CELL PHONE EXPENSE	1,015.22
TTS_OTHEXP_P	OPERATING SUPPLIES	7040220	93208000	TTS CAN US BASED	1113	Target Corporate Svcs Inc		\$ 33.28	TTS	Technology Services	D	EXEMPT PAYROLL	224,000.47
MER_MHQTOT	OPERATING SUPPLIES	7040220	93203000	MERCH CAN US BASED	1114	Target Enterprise, Inc.		\$ 769.51	MER	Merchandising	D	FOREIGN AIRFARE	2,092.24
TTS_OTHEXP_P	SOFTWARE MAINTEN	7050400	93260000	TTS CAN PROJECTS US	1113	Target Corporate Svcs Inc		\$ 4,311.02	TTS	Technology Services	D	FOREIGN MEALS/ENTER	823.85
TTS_OTHEXP_P	COMP MAINT HARDW	7050410	93260000	TTS CAN PROJECTS US	1113	Target Corporate Svcs Inc		\$ 187.03	TTS	Technology Services	D	FOREIGN TRAVEL EXP	2,569.34
THR_HQHURE	POSTAGE	7062180	93209000	HR CAN US BASED	1113	Target Corporate Svcs Inc		\$ 0.69	THR	Human Resources	D	MILE/PARK REIMB EXP	126.00
MER_MHQTOT	POSTAGE	7062180	93203000	MERCH CAN US BASED	1114	Target Enterprise, Inc.		\$ 3.45	MER	Merchandising	D	NONEXEMPT PAYROLL	37,646.44
STR_STROPS	POSTAGE	7062180	93202000	STORES HQ CAN US	1114	Target Enterprise, Inc.		\$ 55.80	STR	Stores	D	OFFICE SUPPLIES	69.30
TPD_PDQTE	POSTAGE	7062180	93252000	PD REALESTATE CAN US	1114	Target Enterprise, Inc.		\$ 1.63	TPD	Property Development	D	OTH MEALS/ENTERTAIN	89.45
TTS_OTHEXP_P	PRINTING/DUPLICAT	7062200	93208000	TTS CAN US BASED	1113	Target Corporate Svcs Inc		\$ 15.00	TTS	Technology Services	D	OVERTIME	651.37
MKT_MARKET	FREIGHT EXPENSE	7062220	93205000	MKTG CAN US BASED	1114	Target Enterprise, Inc.		\$ 182.55	MKT	Marketing	D	TRAVEL EXPENSES	1,200.35
STR_STROPS	FREIGHT EXPENSE	7062220	93202000	STORES HQ CAN US	1114	Target Enterprise, Inc.		\$ 21.26	STR	Stores	D	<b>Other HQ</b>	
STR_STROPS	LEGAL SERVICES	7070110	93416000	STORES FLD SUP CAN	1001	Target Corporation		\$ 20.68	STR	Stores	D	AIRFARE	14,425.00
TTS_OTHEXP_P	LEGAL SERVICES	7070110	93499000	CANADA TTS COE	1113	Target Corporate Svcs Inc		\$ 6,050.00	TTS	Technology Services	D	BUSINESS PROC COORD	(9,385.00)
TTS_OTHEXP_P	PROFDUES/MEMBERA	7080130	93208000	TTS CAN US BASED	1113	Target Corporate Svcs Inc		\$ 129.00	TTS	Technology Services	D	CELL PHONE EXPENSE	562.02
MER_MHQTOT	PROFDUES/MEMBERA	7080130	93203000	MERCH CAN US BASED	1114	Target Enterprise, Inc.		\$ 261.77	MER	Merchandising	D	EXEMPT PAYROLL	(16,986.65)
STR_STROPS	PROFDUES/MEMBERA	7080130	93202000	STORES HQ CAN US	1114	Target Enterprise, Inc.		\$ 125.45	STR	Stores	D	FOREIGN AIRFARE	1,245.40
THR_HQHURE	TM MEALS/ENTERTAIN	7120110	93209000	HR CAN US BASED	1113	Target Corporate Svcs Inc		\$ 141.55	THR	Human Resources	D	FOREIGN TRAVEL EXP	99.23
TTS_OTHEXP_P	TM MEALS/ENTERTAIN	7120110	93208000	TTS CAN US BASED	1113	Target Corporate Svcs Inc		\$ 143.06	TTS	Technology Services	D	INCENTIVE BONUS	1,196,556.00
TTS_OTHEXP_P	TM MEALS/ENTERTAIN	7120110	93498000	CANADA TTS SUPPORT	1113	Target Corporate Svcs Inc		\$ 83.69	TTS	Technology Services	D	<b>Property Development</b>	
TTS_OTHEXP_P	TM MEALS/ENTERTAIN	7120110	99346600	DOMESTIC CANADA BTT	1113	Target Corporate Svcs Inc		\$ 106.90	TTS	Technology Services	D	AIRFARE	1,189.07
DST_HQ_ALLO	TM MEALS/ENTERTAIN	7120110	93204000	DIST CAN US BASED	1114	Target Enterprise, Inc.		\$ 40.30	DST	Supply Chain	D	CELL PHONE EXPENSE	1,060.84
STR_STROPS	TM MEALS/ENTERTAIN	7120110	93202000	STORES HQ CAN US	1114	Target Enterprise, Inc.		\$ 810.85	STR	Stores	D	EXEMPT PAYROLL	118,373.85
STR_STROPS	OTH MEALS/ENTERTA	7120120	93416000	STORES FLD SUP CAN	1001	Target Corporation		\$ 11.05	STR	Stores	D	FOREIGN AIRFARE	7,095.42
FIN_FINADM	OTH MEALS/ENTERTA	7120120	93207000	FIN CAN US BASED	1113	Target Corporate Svcs Inc		\$ 8.70	FIN	Finance	D	FOREIGN MEALS/ENTER	546.29
THR_HQHURE	OTH MEALS/ENTERTA	7120120	93209000	HR CAN US BASED	1113	Target Corporate Svcs Inc		\$ 7.52	THR	Human Resources	D	FOREIGN TRAVEL EXP	3,492.71
TTS_OTHEXP_P	OTH MEALS/ENTERTA	7120120	93208000	TTS CAN US BASED	1113	Target Corporate Svcs Inc		\$ 7.82	TTS	Technology Services	D	MILE/PARK REIMB EXP	176.00
TTS_OTHEXP_P	OTH MEALS/ENTERTA	7120120	93260000	TTS CAN PROJECTS US	1113	Target Corporate Svcs Inc		\$ 19.19	TTS	Technology Services	D	NONEXEMPT PAYROLL	3,489.13
TTS_OTHEXP_P	OTH MEALS/ENTERTA	7120120	93499000	CANADA TTS COE	1113	Target Corporate Svcs Inc		\$ 13.04	TTS	Technology Services	D	OTH MEALS/ENTERTAIN	37.84
TTS_OTHEXP_P	OTH MEALS/ENTERTA	7120120	99346600	DOMESTIC CANADA BTT	1113	Target Corporate Svcs Inc		\$ 123.80	TTS	Technology Services	D	OTHER PROF SERV	30,099.39
DST_HQ_ALLO	OTH MEALS/ENTERTA	7120120	93204000	DIST CAN US BASED	1114	Target Enterprise, Inc.		\$ 23.48	DST	Supply Chain	D	OVERTIME	10.46
MER_MHQTOT	OTH MEALS/ENTERTA	7120120	93203000	MERCH CAN US BASED	1114	Target Enterprise, Inc.		\$ 440.58	MER	Merchandising	D	POSTAGE	1.63
STR_STROPS	OTH MEALS/ENTERTA	7120120	93202000	STORES HQ CAN US	1114	Target Enterprise, Inc.		\$ 534.11	STR	Stores	D	TRAVEL EXPENSES	633.27
TPD_PDQTE	OTH MEALS/ENTERTA	7120120	93252000	PD REALESTATE CAN US	1114	Target Enterprise, Inc.		\$ 6.00	TPD	Property Development	D	<b>Stores</b>	
TPD_PDQTE	OTH MEALS/ENTERTA	7120120	93523000	TP CANADA ADMIN US	1114	Target Enterprise, Inc.		\$ 31.84	TPD	Property Development	D	AIRFARE	1,909.40
MER_TSS_SRC	OTH MEALS/ENTERTA	7120120	93201000	SRC HQ CANADA US	1115	Target General Merch Inc		\$ 89.45	MER_TSS	Merchandising - Sourcing	D	CAR RENTAL	302.44
STR_STROPS	AIRFARE	7120130	93416000	STORES FLD SUP CAN	1001	Target Corporation		\$ 60.00	STR	Stores	D	CELL PHONE EXPENSE	4,774.02
THR_HQHURE	AIRFARE	7120130	93209000	HR CAN US BASED	1113	Target Corporate Svcs Inc		\$ 3,391.76	THR	Human Resources	D	CNTRL INTRA/C CHRG	0.48
TTS_OTHEXP_P	AIRFARE	7120130	93208000	TTS CAN US BASED	1113	Target Corporate Svcs Inc		\$ 2,903.88	TTS	Technology Services	D	CNTRLBLB SRVCS PURCH	11,700.00
TTS_OTHEXP_P	AIRFARE	7120130	93260000	TTS CAN PROJECTS US	1113	Target Corporate Svcs Inc		\$ 1,345.21	TTS	Technology Services	D	DATA NETWORK EXPEN	124.89
TTS_OTHEXP_P	AIRFARE	7120130	99346600	DOMESTIC CANADA BTT	1113	Target Corporate Svcs Inc		\$ 1,419.83	TTS	Technology Services	D	EXEMPT PAYROLL	414,345.71
DST_HQ_ALLO	AIRFARE	7120130	93204000	DIST CAN US BASED	1114	Target Enterprise, Inc.		\$ 189.47	DST	Supply Chain	D	FOREIGN AIRFARE	28,619.86
MER_MHQTOT	AIRFARE	7120130	93203000	MERCH CAN US BASED	1114	Target Enterprise, Inc.		\$ 9,484.88	MER	Merchandising	D	FOREIGN MEALS/ENTER	4,269.85
MKT_MARKET	AIRFARE	7120130	93205000	MKTG CAN US BASED	1114	Target Enterprise, Inc.		\$ 192.50	MKT	Marketing	D	FOREIGN TRAVEL EXP	23,430.40
OIE_OTHQOIE_M	AIRFARE	7120130	93214000	ADMIN CAN US BASED	1114	Target Enterprise, Inc.		\$ 14,425.00	OIE	Other HQ	D	FREIGHT EXPENSE	21.26
STR_STROPS	AIRFARE	7120130	93202000	STORES HQ CAN US	1114	Target Enterprise, Inc.		\$ 1,859.40	STR	Stores	D	LEGAL SERVICES	20.68
TPD_PDQTE	AIRFARE	7120130	93252000	PD REALESTATE CAN US	1114	Target Enterprise, Inc.		\$ 1,140.44	TPD	Property Development	D	MILE/PARK REIMB EXP	1,043.21
TPD_PDQTE	AIRFARE	7120130	93523000	TP CANADA ADMIN US	1114	Target Enterprise, Inc.		\$ 48.63	TPD	Property Development	D	MISC BENEFITS EXP	2,271.86

MER_TSS_SRC	AIRFARE	7120190	93201000	SRC HQ CANADA US	1115	Target General Merch Inc	\$ 1,693.57	MER_TSS	Merchandising - Sourcing	D	NONEXEMPT PAYROLL	4,238.43
FIN_FINADM	TRAVEL EXPENSES	7120140	93207000	FIN CAN US BASED	1113	Target Corporate Svcs Inc	\$ 69.35	FIN	Finance	D	OTH MEALS/ENTERTAIN	545.16
TTS_OTHEXP_	TRAVEL EXPENSES	7120140	93260000	TTS CAN PROJECTS US	1113	Target Corporate Svcs Inc	\$ 105.00	TTS	Technology Services	D	OTHER PROF SERV	150.00
TTS_OTHEXP_	TRAVEL EXPENSES	7120140	93499000	CANADA TTS COE	1113	Target Corporate Svcs Inc	\$ 12.38	TTS	Technology Services	D	POSTAGE	55.80
DST_HQ_ALLO	TRAVEL EXPENSES	7120140	93204000	DIST CAN US BASED	1114	Target Enterprise, Inc.	\$ 77.30	DST	Supply Chain	D	PROFDUES/MEMBER/SI	125.45
MER_MHQTOT	TRAVEL EXPENSES	7120140	93203000	MERCH CAN US BASED	1114	Target Enterprise, Inc.	\$ 556.67	MER	Merchandising	D	TELECOM MAINTENANC	19.66
STR_STROPS	TRAVEL EXPENSES	7120140	93202000	STORES HQ CAN US	1114	Target Enterprise, Inc.	\$ 2,059.82	STR	Stores	D	TEMPCONTRACTFREELE	16,299.30
TPD_PDHQTE	TRAVEL EXPENSES	7120140	93252000	PD REALESTATE CAN US	1114	Target Enterprise, Inc.	\$ 558.52	TPD	Property Development	D	TM MEALS/ENTERTAIN	810.85
TPD_PDHQTE	TRAVEL EXPENSES	7120140	93523000	TP CANADA ADMIN US	1114	Target Enterprise, Inc.	\$ 74.75	TPD	Property Development	D	TRAVEL EXPENSES	2,059.82
MER_TSS_SRC	TRAVEL EXPENSES	7120140	93201000	SRC HQ CANADA US	1115	Target General Merch Inc	\$ 1,200.35	MER_TSS	Merchandising - Sourcing	D	<b>Supply Chain</b>	
FIN_FINADM	MILE/PARK REIMB EXP	7120150	93207000	FIN CAN US BASED	1113	Target Corporate Svcs Inc	\$ 171.83	FIN	Finance	D	AIRFARE	189.47
THR_HQHURE	MILE/PARK REIMB EXP	7120150	93209000	HR CAN US BASED	1113	Target Corporate Svcs Inc	\$ 154.00	THR	Human Resources	D	CELL PHONE EXPENSE	775.97
TTS_OTHEXP_	MILE/PARK REIMB EXP	7120150	93208000	TTS CAN US BASED	1113	Target Corporate Svcs Inc	\$ 257.00	TTS	Technology Services	D	DATA NETWORK EXPEN	5.01
TTS_OTHEXP_	MILE/PARK REIMB EXP	7120150	93499000	CANADA TTS COE	1113	Target Corporate Svcs Inc	\$ 21.12	TTS	Technology Services	D	EXEMPT PAYROLL	141,646.18
TTS_OTHEXP_	MILE/PARK REIMB EXP	7120150	99346600	DOMESTIC CANADA BTT	1113	Target Corporate Svcs Inc	\$ 313.97	TTS	Technology Services	D	FOREIGN AIRFARE	5,990.99
DST_HQ_ALLO	MILE/PARK REIMB EXP	7120150	93204000	DIST CAN US BASED	1114	Target Enterprise, Inc.	\$ 174.71	DST	Supply Chain	D	FOREIGN MEALS/ENTER	273.70
MKT_MARKET	MILE/PARK REIMB EXP	7120150	93205000	MKTG CAN US BASED	1114	Target Enterprise, Inc.	\$ 60.00	MKT	Marketing	D	FOREIGN TRAVEL EXP	1,984.42
STR_STROPS	MILE/PARK REIMB EXP	7120150	93202000	STORES HQ CAN US	1114	Target Enterprise, Inc.	\$ 1,043.21	STR	Stores	D	MILE/PARK REIMB EXP	174.71
TPD_PDHQTE	MILE/PARK REIMB EXP	7120150	93252000	PD REALESTATE CAN US	1114	Target Enterprise, Inc.	\$ 56.00	TPD	Property Development	D	MISC BENEFITS EXP	20.19
TPD_PDHQTE	MILE/PARK REIMB EXP	7120150	93523000	TP CANADA ADMIN US	1114	Target Enterprise, Inc.	\$ 120.00	TPD	Property Development	D	OTH MEALS/ENTERTAIN	23.48
MER_TSS_SRC	MILE/PARK REIMB EXP	7120150	93201000	SRC HQ CANADA US	1115	Target General Merch Inc	\$ 126.00	MER_TSS	Merchandising - Sourcing	D	OTHER PROF SERV	2,775.00
MER_MHQTOT	CAR RENTAL	7120160	93203000	MERCH CAN US BASED	1114	Target Enterprise, Inc.	\$ 2,869.73	MER	Merchandising	D	TM MEALS/ENTERTAIN	40.30
STR_STROPS	CAR RENTAL	7120160	93202000	STORES HQ CAN US	1114	Target Enterprise, Inc.	\$ 302.44	STR	Stores	D	TRAVEL EXPENSES	77.30
STR_STROPS	FOREIGN AIRFARE	7120170	93416000	STORES FLD SUP CAN	1001	Target Corporation	\$ 6,468.44	STR	Stores	D	<b>Technology Services</b>	
FIN_FINADM	FOREIGN AIRFARE	7120170	93207000	FIN CAN US BASED	1113	Target Corporate Svcs Inc	\$ 5,650.13	FIN	Finance	D	AIRFARE	5,668.92
THR_HQHURE	FOREIGN AIRFARE	7120170	93209000	HR CAN US BASED	1113	Target Corporate Svcs Inc	\$ 970.62	THR	Human Resources	D	BUSINESS PROC COORD	(1,587.00)
TTS_OTHEXP_	FOREIGN AIRFARE	7120170	93208000	TTS CAN US BASED	1113	Target Corporate Svcs Inc	\$ 740.88	TTS	Technology Services	D	CC CONTRACTORS EXP	(737,149.04)
TTS_OTHEXP_	FOREIGN AIRFARE	7120170	93260000	TTS CAN PROJECTS US	1113	Target Corporate Svcs Inc	\$ 3,468.46	TTS	Technology Services	D	CELL PHONE EXPENSE	4,887.20
TTS_OTHEXP_	FOREIGN AIRFARE	7120170	93499000	CANADA TTS COE	1113	Target Corporate Svcs Inc	\$ 2,464.76	TTS	Technology Services	D	CNTRL INTRA/C CHRGE	5.25
TTS_OTHEXP_	FOREIGN AIRFARE	7120170	99346600	DOMESTIC CANADA BTT	1113	Target Corporate Svcs Inc	\$ 2,306.81	TTS	Technology Services	D	CNTRLBLE SRVCS PURCH	170.00
DST_HQ_ALLO	FOREIGN AIRFARE	7120170	93204000	DIST CAN US BASED	1114	Target Enterprise, Inc.	\$ 5,990.99	DST	Supply Chain	D	COMP MAINT HARDWA	187.03
MER_MHQTOT	FOREIGN AIRFARE	7120170	93203000	MERCH CAN US BASED	1114	Target Enterprise, Inc.	\$ 15,391.29	MER	Merchandising	D	CONSTRUCTION EXPENS	(73,644.79)
MKT_MARKET	FOREIGN AIRFARE	7120170	93205000	MKTG CAN US BASED	1114	Target Enterprise, Inc.	\$ 1,304.71	MKT	Marketing	D	DATA NETWORK EXPEN	14.00
OIE_OTHQIE_M	FOREIGN AIRFARE	7120170	93214000	ADMIN CAN US BASED	1114	Target Enterprise, Inc.	\$ 1,245.40	OIE	Other HQ	D	EXEMPT PAYROLL	1,218,866.34
STR_STROPS	FOREIGN AIRFARE	7120170	93202000	STORES HQ CAN US	1114	Target Enterprise, Inc.	\$ 22,151.42	STR	Stores	D	FOREIGN AIRFARE	8,980.71
TPD_PDHQTE	FOREIGN AIRFARE	7120170	93252000	PD REALESTATE CAN US	1114	Target Enterprise, Inc.	\$ 883.98	TPD	Property Development	D	FOREIGN MEALS/ENTER	1,448.59
TPD_PDHQTE	FOREIGN AIRFARE	7120170	93523000	TP CANADA ADMIN US	1114	Target Enterprise, Inc.	\$ 6,211.44	TPD	Property Development	D	FOREIGN TRAVEL EXP	6,705.82
MER_TSS_SRC	FOREIGN AIRFARE	7120170	93201000	SRC HQ CANADA US	1115	Target General Merch Inc	\$ 2,092.24	MER_TSS	Merchandising - Sourcing	D	FRGN INTRNL CAPTLZTN	(55,794.70)
STR_STROPS	FOREIGN TRAVEL EXP	7120180	93416000	STORES FLD SUP CAN	1001	Target Corporation	\$ 1,702.34	STR	Stores	D	LEGAL SERVICES	6,050.00
FIN_FINADM	FOREIGN TRAVEL EXP	7120180	93207000	FIN CAN US BASED	1113	Target Corporate Svcs Inc	\$ 1,960.88	FIN	Finance	D	MILE/PARK REIMB EXP	592.09
THR_HQHURE	FOREIGN TRAVEL EXP	7120180	93209000	HR CAN US BASED	1113	Target Corporate Svcs Inc	\$ 2,259.05	THR	Human Resources	D	MISC BENEFITS EXP	208.43
TTS_OTHEXP_	FOREIGN TRAVEL EXP	7120180	93208000	TTS CAN US BASED	1113	Target Corporate Svcs Inc	\$ 1,055.05	TTS	Technology Services	D	NONEXEMPT PAYROLL	4,647.84
TTS_OTHEXP_	FOREIGN TRAVEL EXP	7120180	93260000	TTS CAN PROJECTS US	1113	Target Corporate Svcs Inc	\$ 3,251.54	TTS	Technology Services	D	OPERATING SUPPLIES	33.28
TTS_OTHEXP_	FOREIGN TRAVEL EXP	7120180	93499000	CANADA TTS COE	1113	Target Corporate Svcs Inc	\$ 413.07	TTS	Technology Services	D	OTH MEALS/ENTERTAIN	163.85
TTS_OTHEXP_	FOREIGN TRAVEL EXP	7120180	99346600	DOMESTIC CANADA BTT	1113	Target Corporate Svcs Inc	\$ 1,986.16	TTS	Technology Services	D	OTHER EXPENSE	215.07
DST_HQ_ALLO	FOREIGN TRAVEL EXP	7120180	93204000	DIST CAN US BASED	1114	Target Enterprise, Inc.	\$ 1,984.42	DST	Supply Chain	D	OTHER SERVC PURCH	750,452.42
MER_MHQTOT	FOREIGN TRAVEL EXP	7120180	93203000	MERCH CAN US BASED	1114	Target Enterprise, Inc.	\$ 19,421.22	MER	Merchandising	D	OUTSOURCING OPER EX	1,344.82
MKT_MARKET	FOREIGN TRAVEL EXP	7120180	93205000	MKTG CAN US BASED	1114	Target Enterprise, Inc.	\$ 452.58	MKT	Marketing	D	OVERTIME	146.26
OIE_OTHQIE_M	FOREIGN TRAVEL EXP	7120180	93214000	ADMIN CAN US BASED	1114	Target Enterprise, Inc.	\$ 99.23	OIE	Other HQ	D	PRINTING/DUPLICATING	15.00
STR_STROPS	FOREIGN TRAVEL EXP	7120180	93202000	STORES HQ CAN US	1114	Target Enterprise, Inc.	\$ 21,728.06	STR	Stores	D	PROFDUES/MEMBER/SI	129.00
TPD_PDHQTE	FOREIGN TRAVEL EXP	7120180	93523000	TP CANADA ADMIN US	1114	Target Enterprise, Inc.	\$ 3,492.71	TPD	Property Development	D	PROJ CONTRACTORS EX	3,783,694.72
MER_TSS_SRC	FOREIGN TRAVEL EXP	7120180	93201000	SRC HQ CANADA US	1115	Target General Merch Inc	\$ 2,569.34	MER_TSS	Merchandising - Sourcing	D	SOFTWARE MAINTENANP	4,311.02
STR_STROPS	FOREIGN MEALS/ENT	7120190	93416000	STORES FLD SUP CAN	1001	Target Corporation	\$ 256.07	STR	Stores	D	TM MEALS/ENTERTAIN	333.65
FIN_FINADM	FOREIGN MEALS/ENT	7120190	93207000	FIN CAN US BASED	1113	Target Corporate Svcs Inc	\$ 375.49	FIN	Finance	D	TRAVEL EXPENSES	117.38
THR_HQHURE	FOREIGN MEALS/ENT	7120190	93209000	HR CAN US BASED	1113	Target Corporate Svcs Inc	\$ 171.17	THR	Human Resources	D	<b>Grand Total</b>	<b>9,200,133.74</b>
TTS_OTHEXP_	FOREIGN MEALS/ENT	7120190	93208000	TTS CAN US BASED	1113	Target Corporate Svcs Inc	\$ 148.11	TTS	Technology Services	D	A Payroll	3,782,784.35
TTS_OTHEXP_	FOREIGN MEALS/ENT	7120190	93260000	TTS CAN PROJECTS US	1113	Target Corporate Svcs Inc	\$ 871.66	TTS	Technology Services	D	B Benefits	1,421,299.46
TTS_OTHEXP_	FOREIGN MEALS/ENT	7120190	93499000	CANADA TTS COE	1113	Target Corporate Svcs Inc	\$ 52.26	TTS	Technology Services	D	C Contractors	3,887,903.28
TTS_OTHEXP_	FOREIGN MEALS/ENT	7120190	99346600	DOMESTIC CANADA BTT	1113	Target Corporate Svcs Inc	\$ 376.56	TTS	Technology Services	D	D Other	108,146.65
DST_HQ_ALLO	FOREIGN MEALS/ENT	7120190	93204000	DIST CAN US BASED	1114	Target Enterprise, Inc.	\$ 273.70	DST	Supply Chain	D		
MER_MHQTOT	FOREIGN MEALS/ENT	7120190	93203000	MERCH CAN US BASED	1114	Target Enterprise, Inc.	\$ 1,794.78	MER	Merchandising	D		

MKT_MARKET	FOREIGN MEALS/ENT	7120190	93205000	MKTG CAN US BASED	1114	Target Enterprise, Inc.		\$ 123.83	MKT	Marketing	D
STR_STROPS	FOREIGN MEALS/ENT	7120190	93202000	STORES HQ CAN US	1114	Target Enterprise, Inc.		\$ 4,013.78	STR	Stores	D
TPD_PDHQTE	FOREIGN MEALS/ENT	7120190	93523000	TP CANADA ADMIN US	1114	Target Enterprise, Inc.		\$ 546.29	TPD	Property Development	D
MER_TSS_SRC	FOREIGN MEALS/ENT	7120190	93201000	SRC HQ CANADA US	1115	Target General Merch Inc		\$ 823.85	MER_TSS	Merchandising - Sourcing	D
THR_HQHURE	DATA NETWORK EXP	7140110	93209000	HR CAN US BASED	1113	Target Corporate Svcs Inc		\$ 2.00	THR	Human Resources	D
TTS_OTHEXP_3	DATA NETWORK EXP	7140110	93260000	TTS CAN PROJECTS US	1113	Target Corporate Svcs Inc		\$ 14.00	TTS	Technology Services	D
DST_HQ_ALLO	DATA NETWORK EXP	7140110	93204000	DIST CAN US BASED	1114	Target Enterprise, Inc.		\$ 5.01	DST	Supply Chain	D
MER_MHQTOT	DATA NETWORK EXP	7140110	93203000	MERCH CAN US BASED	1114	Target Enterprise, Inc.		\$ 261.17	MER	Merchandising	D
STR_STROPS	DATA NETWORK EXP	7140110	93202000	STORES HQ CAN US	1114	Target Enterprise, Inc.		\$ 124.89	STR	Stores	D
STR_STROPS	CELL PHONE EXPENS	7140140	93416000	STORES FLD SUP CAN	1001	Target Corporation		\$ 217.61	STR	Stores	D
FIN_FINADM	CELL PHONE EXPENS	7140140	93207000	FIN CAN US BASED	1113	Target Corporate Svcs Inc		\$ 101.60	FIN	Finance	D
THR_HQHURE	CELL PHONE EXPENS	7140140	93209000	HR CAN US BASED	1113	Target Corporate Svcs Inc		\$ 1,557.53	THR	Human Resources	D
TTS_OTHEXP_1	CELL PHONE EXPENS	7140140	93208000	TTS CAN US BASED	1113	Target Corporate Svcs Inc		\$ 2,214.67	TTS	Technology Services	D
TTS_OTHEXP_2	CELL PHONE EXPENS	7140140	93498000	CANADA TTS SUPPORT	1113	Target Corporate Svcs Inc		\$ 338.71	TTS	Technology Services	D
TTS_OTHEXP_4	CELL PHONE EXPENS	7140140	93499000	CANADA TTS COE	1113	Target Corporate Svcs Inc		\$ 817.74	TTS	Technology Services	D
TTS_OTHEXP_5	CELL PHONE EXPENS	7140140	99346600	DOMESTIC CANADA BTT	1113	Target Corporate Svcs Inc		\$ 1,516.08	TTS	Technology Services	D
DST_HQ_ALLO	CELL PHONE EXPENS	7140140	93204000	DIST CAN US BASED	1114	Target Enterprise, Inc.		\$ 775.97	DST	Supply Chain	D
MER_MHQTOT	CELL PHONE EXPENS	7140140	93203000	MERCH CAN US BASED	1114	Target Enterprise, Inc.		\$ 5,060.77	MER	Merchandising	D
MER_MHQTOT	CELL PHONE EXPENS	7140140	93410500	MERCH PLAN CAN US	1114	Target Enterprise, Inc.		\$ 192.12	MER	Merchandising	D
MKT_MARKET	CELL PHONE EXPENS	7140140	93205000	MKTG CAN US BASED	1114	Target Enterprise, Inc.		\$ 2,436.74	MKT	Marketing	D
OIE_OTHQIE_M	CELL PHONE EXPENS	7140140	93214000	ADMIN CAN US BASED	1114	Target Enterprise, Inc.		\$ 562.02	OIE	Other HQ	D
STR_STROPS	CELL PHONE EXPENS	7140140	93202000	STORES HQ CAN US	1114	Target Enterprise, Inc.		\$ 4,556.41	STR	Stores	D
TPD_PDHQTE	CELL PHONE EXPENS	7140140	93252000	PD REAL ESTATE CAN US	1114	Target Enterprise, Inc.		\$ 472.33	TPD	Property Development	D
TPD_PDHQTE	CELL PHONE EXPENS	7140140	93523000	TP CANADA ADMIN US	1114	Target Enterprise, Inc.		\$ 588.51	TPD	Property Development	D
MER_TSS_SRC	CELL PHONE EXPENS	7140140	93201000	SRC HQ CANADA US	1115	Target General Merch Inc		\$ 1,015.22	MER_TSS	Merchandising - Sourcing	D
STR_STROPS	TELECOM MAINTENAN	7140150	93202000	STORES HQ CAN US	1114	Target Enterprise, Inc.		\$ 19.66	STR	Stores	D
TTS_STARTUP	CONSTRUCTION EXP	7191120	93260000	TTS CAN PROJECTS US	1113	Target Corporate Svcs Inc		-\$ 73,644.79	TTS	Technology Services	D
TTS_OTHEXP_6	OTHER EXPENSE	7192110	93208000	TTS CAN US BASED	1113	Target Corporate Svcs Inc		\$ 142.09	TTS	Technology Services	D
TTS_OTHEXP_7	OTHER EXPENSE	7192110	93499000	CANADA TTS COE	1113	Target Corporate Svcs Inc		\$ 72.98	TTS	Technology Services	D
MER_MHQTOT	OTHER EXPENSE	7192110	93203000	MERCH CAN US BASED	1114	Target Enterprise, Inc.		\$ 1,418.20	MER	Merchandising	D
TTS_PYRCAP_1	FRGN INTRNL CAPTLZ	7210120	93260000	TTS CAN PROJECTS US	1113	Target Corporate Svcs Inc		-\$ 1,268.91	TTS	Technology Services	D
TTS_PYRCAP_2	FRGN INTRNL CAPTLZ	7210120	93279000	TGT CANADA SW DEV CA	1113	Target Corporate Svcs Inc		-\$ 54,525.79	TTS	Technology Services	D
TTS_OTHEXP_8	CNTRL INTRA/C CHRGE	7210135	99346600	DOMESTIC CANADA BTT	1113	Target Corporate Svcs Inc		\$ 5.25	TTS	Technology Services	D
STR_STROPS	CNTRL INTRA/C CHRGE	7210135	93202000	STORES HQ CAN US	1114	Target Enterprise, Inc.		\$ 0.48	STR	Stores	D
								\$ 9,200,133.74			

OTHER Breakout D

Row Labels	Sum of MTD Actual
AIRFARE	38144.57 1
CAR RENTAL	3172.17 1
CELL PHONE EXPENSE	22424.03 2
CNTRL INTRA/C CHRGE	5.73 4
COMP MAINT HARDWARE	187.03 4
CONSTRUCTION EXPENSE	-73644.79 1
DATA NETWORK EXPENSE	407.07 4
FOREIGN AIRFARE	77341.37 1
FOREIGN MEALS/ENTERT	9827.55 1
FOREIGN TRAVEL EXP	62375.65 1
FREIGHT EXPENSE	203.81 3
FRGN INTRNL CAPTLZTN	-55794.7 1
LEGAL SERVICES	6070.68 4
MILE/PARK REIMB EXP	2497.84 4
OFFICE SUPPLIES	212.04 3
OPERATING SUPPLIES	802.79 3
OTH MEALS/ENTERTAIN	1316.58 4
OTHER EXPENSE	1633.27 4
POSTAGE	61.57 3
PRINTING/DUPLICATING	15 3
PROFDUES/MEMBER/SUBS	516.22 3
SOFTWARE MAINTENANCE	4311.02 4
TELECOM MAINTENANCE	19.66 4
TM MEALS/ENTERTAINMT	1326.35 4
TRAVEL EXPENSES	4714.14 1
<b>Grand Total</b>	<b>108146.65</b>

Summary of "Other" Charges		
1	66,135.96	Travel-related
2	22,424.03	Cell phone expense
3	1,811.43	Office and operating supp
4	17,775.23	Other charges

Key A

Row Labels	Sum of MTD Actual
DST	141,646.18 A
FIN	22,457.91
MER	221,722.81
MER_TSS	262,298.28
MKT	15,429.06
OIE	1,179,569.35
STR	418,584.14
THR	175,542.74
TPD	121,873.44
TTS	1,223,660.44
<b>Grand Total</b>	<b>3,782,784.35</b>

**B1**

This schedule summarized payroll-related expenses included in December cross-charge from Target Brands to Target Canada Co. The detail by team member is provided in the subsequent schedules **B2** through **B15**, which come from the PeopleSoft system. Total payroll includes exempt and non-exempt payroll, overtime, and incentive bonuses. Incentive bonuses are supported by schedule **C**. Total benefits included in December cross-charge are supported via reasonableness assessment below. Total benefits rate is calculated as a rate of total payroll dollars, and are in line with corporate rates.

Cost Center	Pyramid	Reference	A			B			Total Monthly Pay	Average Monthly Pay per Headcount
			Total Headcount	Total Exempt Payroll (7010110)	Total Non-Exempt Payroll (7010120)	Total Overtime Payroll (7010130)	Total Exempt Payroll (7010110)	Total Non-Exempt Payroll (7010120)		
93201000	MER_TSS	<b>B2</b>	42	224,000.47	37,646.44	651.37	262,298.28	6,245.20		
93202000	STR	<b>B3</b>	33	414,345.71	4,238.43	-	418,584.14	12,684.37		
93203000	MER	<b>B4</b>	68	209,158.08	12,552.04	12.69	221,722.81	3,260.63		
93204000	DST	<b>B5</b>	14	141,646.18	-	-	141,646.18	10,117.58		
93205000	MKT	<b>B6</b>	2	15,429.06	-	-	15,429.06	7,714.53		
93207000	FIN	<b>B7</b>	4	22,457.91	-	-	22,457.91	5,614.48		
93208000	TTS	<b>B8</b>	32	392,226.67	4,647.84	146.26	397,020.77	12,406.90		
93209000	THR	<b>B9</b>	16	168,582.39	6,462.35	498.00	175,542.74	10,971.42		
93214000	OIE	<b>B10</b>	11	(16,986.65)	-	-	(16,986.65)	(1,544.24)		
93252000	TPD	<b>B11</b>	7	79,896.71	3,489.13	10.46	83,396.30	11,913.76		
93498000	TTS	<b>B12</b>	22	197,148.79	-	-	197,148.79	8,961.31		
93499000	TTS	<b>B13</b>	22	249,596.24	-	-	249,596.24	11,345.28		
93523000	TPD	<b>B14</b>	4	38,477.14	-	-	38,477.14	9,619.29		
99346600	TTS	<b>B15</b>	31	379,894.64	-	-	379,894.64	12,254.67		
			308	2,515,873.34	69,036.23	1,318.78	2,586,228.35	121,565.17		



B2

511000000 224,000.47 B1  
515000000 37,646.44 B1  
518000000 651.37 B1

GL\_EMP\_ACCOUNT 260

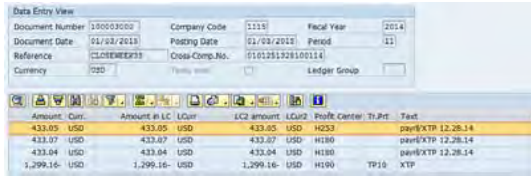
ID	Pay Period End	Run Date	Check #	Check Dt	Hrs/Units	Line Descr	Amount	Acct	GL Loc	GL Exp Ctr	LD Loc	LD Exp Ctr	Co	Group	Empl Class	Earns End	Off Cycle	Job Code
0062231386	12/13/2014	12/16/2014	52462810	12/19/2014	80.00000	Reg Earns	2076.920	5110000000	0501	3629	0501	3629	12	X12	EX	12/13/2014 N		9333
0062231386	1/3/2015	12/29/2014	52748486	1/9/2015	40.00000	Accrual	1038.460	5110000000	0501	3629	0501	3629	12	X12	EX	12/27/2014 N		9333
0062231386	12/27/2014	12/29/2014	52748486	1/2/2015	80.00000	Reg Earns	2076.920	5110000000	0501	3629	0501	3629	12	X12	EX	12/27/2014 N		9333
0062470588	12/13/2014	12/16/2014	52429125	12/19/2014	0.17000	ZOT- Oth ERN	5.010	5180000000	0501	3629	0501	3629	12	A12	RG	12/13/2014 N		10157
0062470588	12/13/2014	12/16/2014	52429125	12/19/2014	2.18000	ZOT- Oth ERN	64.260	5180000000	0501	3629	0501	3629	12	A12	RG	12/6/2014 N		10157
0065034100	12/13/2014	12/16/2014	52462815	12/19/2014	80.00000	Reg Earns	2076.920	5110000000	0501	3629	0501	3629	12	X12	EX	12/13/2014 N		9333
0062470588	12/13/2014	12/16/2014	52429125	12/19/2014	40.00000	REG- Oth ERN	786.000	5150000000	0501	3629	0501	3629	12	A12	RG	12/13/2014 N		10157
0033798034	12/13/2014	12/16/2014	52462787	12/19/2014	80.00000	Reg Earns	6619.230	5110000000	0501	3629	0501	3629	12	X12	KM	12/13/2014 N		10314
0062470588	12/13/2014	12/16/2014	52429125	12/19/2014	40.00000	REG- Oth ERN	786.000	5150000000	0501	3629	0501	3629	12	A12	RG	12/6/2014 N		10157
0062470588	12/27/2014	12/29/2014	52689813	1/2/2015	40.00000	REG- Oth ERN	786.000	5150000000	0501	3629	0501	3629	12	A12	RG	12/20/2014 N		10157
0033798034	12/27/2014	12/29/2014	52748463	1/2/2015	48.00000	VAN- Oth ERN	3971.540	5110000000	0501	3629	0501	3629	12	X12	KM	12/27/2014 N		10314
0033798034	1/3/2015	12/29/2014	52748463	1/9/2015	-2.00000	Accrual	-165.480	5110000000	0501	3629	0501	3629	12	X12	KM	12/27/2014 N		10314
0065034100	12/27/2014	12/29/2014	52748491	1/2/2015	80.00000	Reg Earns	2076.920	5110000000	0501	3629	0501	3629	12	X12	EX	12/27/2014 N		9333
0065034100	1/3/2015	12/29/2014	52748491	1/9/2015	-6.00000	Accrual	-155.770	5110000000	0501	3629	0501	3629	12	X12	EX	12/27/2014 N		9333
0033798034	12/27/2014	12/29/2014	52748463	1/2/2015	-4.00000	Reg Hrs	-330.960	5110000000	0501	3629	0501	3629	12	X12	KM	12/27/2014 N		10314
0033798034	1/3/2015	12/29/2014	52748463	1/9/2015	2.00000	Accrual	165.480	5110000000	0501	3629	0501	3629	12	X12	KM	12/27/2014 N		10314
0065034100	1/3/2015	12/29/2014	52748491	1/9/2015	-2.00000	Accrual	-1.930	5110000000	0501	3629	0501	3629	12	X12	EX	12/27/2014 N		9333
0065034100	12/27/2014	12/29/2014	52748491	1/2/2015	-12.00000	Reg Hrs	-311.540	5110000000	0501	3629	0501	3629	12	X12	EX	12/27/2014 N		9333
0065034100	1/3/2015	12/29/2014	52748491	1/9/2015	6.00000	Accrual	155.770	5110000000	0501	3629	0501	3629	12	X12	EX	12/27/2014 N		9333
0033798034	1/3/2015	12/29/2014	52748463	1/9/2015	-24.00000	Accrual	-1985.770	5110000000	0501	3629	0501	3629	12	X12	KM	12/27/2014 N		10314
0033798034	12/27/2014	12/29/2014	52748463	1/2/2015	4.00000	PHE- Oth ERN	330.960	5110000000	0501	3629	0501	3629	12	X12	KM	12/27/2014 N		10314
0033798034	1/3/2015	12/29/2014	52748463	1/9/2015	40.00000	Accrual	3309.620	5110000000	0501	3629	0501	3629	12	X12	KM	12/27/2014 N		10314
0065034100	12/27/2014	12/29/2014	52748491	1/2/2015	-4.00000	Reg Hrs	-103.850	5110000000	0501	3629	0501	3629	12	X12	EX	12/27/2014 N		9333
0065034100	1/3/2015	12/29/2014	52748491	1/9/2015	2.00000	Accrual	51.930	5110000000	0501	3629	0501	3629	12	X12	EX	12/27/2014 N		9333
0065034100	12/27/2014	12/29/2014	52748491	1/2/2015	12.00000	VAN- Oth ERN	311.540	5110000000	0501	3629	0501	3629	12	X12	EX	12/27/2014 N		9333
0062470588	12/27/2014	12/29/2014	52689813	1/2/2015	26.24000	REG- Oth ERN	520.330	5150000000	0501	3629	0501	3629	12	A12	RG	12/27/2014 N		10157
0062470588	12/27/2014	12/29/2014	52689813	1/2/2015	2.17000	ZOT- Oth ERN	63.960	5180000000	0501	3629	0501	3629	12	A12	RG	12/20/2014 N		10157
0033798034	12/27/2014	12/29/2014	52748463	1/2/2015	-48.00000	Reg Hrs	-3971.540	5110000000	0501	3629	0501	3629	12	X12	KM	12/27/2014 N		10314
0033798034	1/3/2015	12/29/2014	52748463	1/9/2015	24.00000	Accrual	1985.770	5110000000	0501	3629	0501	3629	12	X12	KM	12/27/2014 N		10314
0033798034	12/27/2014	12/29/2014	52748463	1/2/2015	80.00000	Reg Earns	6619.230	5110000000	0501	3629	0501	3629	12	X12	KM	12/27/2014 N		10314
0065034100	12/27/2014	12/29/2014	52748491	1/2/2015	4.00000	PHE- Oth ERN	103.850	5110000000	0501	3629	0501	3629	12	X12	EX	12/27/2014 N		9333
0065034100	1/3/2015	12/29/2014	52748491	1/9/2015	40.00000	Accrual	1038.460	5110000000	0501	3629	0501	3629	12	X12	EX	12/27/2014 N		9333
0062470588	1/3/2015	1/6/2015	0	1/5/2015	24.08000	Non-Exempt Accrual	473.170	5150000000	0501	3629	0501	3629	12	A12	RG	1/3/2015 N		10157
0064533029	12/13/2014	12/16/2014	52429127	12/19/2014	1.17000	ZOT- Oth ERN	31.590	5180000000	0501	3629	0501	3629	12	A12	RG	12/6/2014 N		9325
0058895046	12/13/2014	12/16/2014	52462804	12/19/2014	8.00000	PHE- Oth ERN	417.310	5110000000	0501	3629	0501	3629	12	X12	LM	12/13/2014 N		9328
0064533029	12/13/2014	12/16/2014	52429127	12/19/2014	0.18000	ZOT- Oth ERN	4.860	5180000000	0501	3629	0501	3629	12	A12	RG	12/13/2014 N		9325
0058895046	12/13/2014	12/16/2014	52462804	12/19/2014	80.00000	Reg Earns	4173.080	5110000000	0501	3629	0501	3629	12	X12	LM	12/13/2014 N		9328
0064533029	12/13/2014	12/16/2014	52429127	12/19/2014	40.00000	REG- Oth ERN	720.000	5150000000	0501	3629	0501	3629	12	A12	RG	12/13/2014 N		9325
0058895046	12/13/2014	12/16/2014	52462804	12/19/2014	-8.00000	Reg Hrs	-417.310	5110000000	0501	3629	0501	3629	12	X12	LM	12/13/2014 N		9328
0064533029	12/13/2014	12/16/2014	52429127	12/19/2014	40.00000	REG- Oth ERN	720.000	5150000000	0501	3629	0501	3629	12	A12	RG	12/6/2014 N		9325
0058895046	1/3/2015	12/29/2014	52748480	1/9/2015	40.00000	Accrual	2086.540	5110000000	0501	3629	0501	3629	12	X12	LM	12/27/2014 N		9328
0064533029	12/27/2014	12/29/2014	52689815	1/2/2015	1.10000	ZOT- Oth ERN	29.700	5180000000	0501	3629	0501	3629	12	A12	RG	12/27/2014 N		9325
0058895046	12/27/2014	12/29/2014	52748480	1/2/2015	80.00000	Reg Earns	4173.080	5110000000	0501	3629	0501	3629	12	X12	LM	12/27/2014 N		9328
0058895046	1/3/2015	12/29/2014	52748480	1/9/2015	-24.00000	Accrual	-1251.930	5110000000	0501	3629	0501	3629	12	X12	LM	12/27/2014 N		9328
0064533029	12/27/2014	12/29/2014	52689815	1/2/2015	32.00000	REG- Oth ERN	576.000	5150000000	0501	3629	0501	3629	12	A12	RG	12/27/2014 N		9325
0058895046	12/27/2014	12/29/2014	52748480	1/2/2015	-48.00000	Reg Hrs	-2503.850	5110000000	0501	3629	0501	3629	12	X12	LM	12/27/2014 N		9328
0058895046	1/3/2015	12/29/2014	52748480	1/9/2015	24.00000	Accrual	1251.930	5110000000	0501	3629	0501	3629	12	X12	LM	12/27/2014 N		9328
0064533029	12/27/2014	12/29/2014	52689815	1/2/2015	39.83000	REG- Oth ERN	716.940	5150000000	0501	3629	0501	3629	12	A12	RG	12/20/2014 N		9325
0058895046	12/27/2014	12/29/2014	52748480	1/2/2015	48.00000	VAN- Oth ERN	2503.850	5110000000	0501	3629	0501	3629	12	X12	LM	12/27/2014 N		9328
0064533029	1/3/2015	1/6/2015	0	1/5/2015	31.57000	Non-Exempt Accrual	568.260	5150000000	0501	3629	0501	3629	12	A12	RG	1/3/2015 N		9325
0039169628	12/13/2014	12/16/2014	52462790	12/19/2014	3.00000	VAN- Oth ERN	147.120	5110000000	0501	3629	0501	3629	12	X12	LM	12/13/2014 N		9328
0051885515	12/13/2014	12/16/2014	52462798	12/19/2014	40.00000	Reg Earns	1528.850	5110000000	0501	3629	0501	3629	12	X12	EX	12/6/2014 N		9327
0039169628	12/13/2014	12/16/2014	52462790	12/19/2014	-5.00000	Reg Hrs	-245.190	5110000000	0501	3629	0501	3629	12	X12	LM	12/13/2014 N		9328
0039169628	12/13/2014	12/16/2014	52462790	12/19/2014	-3.00000	Reg Hrs	-147.120	5110000000	0501	3629	0501	3629	12	X12	LM	12/13/2014 N		9328
0051885515	12/13/2014	12/16/2014	52462798	12/19/2014	40.00000	Reg Earns	1759.620	5110000000	0501	3629	0501	3629	12	X12	EX	12/13/2014 N		9327
0039169628	12/13/2014	12/16/2014	52462790	12/19/2014	80.00000	Reg Earns	3923.080	5110000000	0501	3629	0501	3629	12	X12	LM	12/13/2014 N		9328
0039169628	12/13/2014	12/16/2014	52462790	12/19/2014	5.00000	PHE- Oth ERN	245.190	5110000000	0501	3629	0501	3629	12	X12	LM	12/13/2014 N		9328
0051885515																		

003754886	12/13/2014	12/16/2014	52462789	12/19/2014	-8.00000 Reg Hrs	-404.230 5110000000	0501	3629	0501	3629	12	X12	LM	12/13/2014 N	9328
0056701766	12/13/2014	12/16/2014	52429119	12/19/2014	40.00000 REG- Oth ERN	835.600 5150000000	0501	3629	0501	3629	12	A12	RG	12/6/2014 N	10157
003754886	12/13/2014	12/16/2014	52462789	12/19/2014	80.00000 Reg Earns	4042.310 5110000000	0501	3629	0501	3629	12	X12	LM	12/13/2014 N	9328
0058910364	12/13/2014	12/16/2014	52462805	12/19/2014	80.00000 Reg Earns	2730.770 5110000000	0501	3629	0501	3629	12	X12	EX	12/13/2014 N	10433
0062470448	12/13/2014	12/16/2014	52462811	12/19/2014	80.00000 Reg Earns	2134.620 5110000000	0501	3629	0501	3629	12	X12	EX	12/13/2014 N	9333
0064635568	12/13/2014	12/16/2014	52462814	12/19/2014	80.00000 Reg Earns	2153.850 5110000000	0501	3629	0501	3629	12	X12	EX	12/13/2014 N	9333
0056701766	12/27/2014	12/29/2014	52689808	1/2/2015	40.00000 REG- Oth ERN	835.600 5150000000	0501	3629	0501	3629	12	A12	RG	12/20/2014 N	10157
003754886	1/3/2015	12/29/2014	52748465	1/9/2015	40.00000 Accrual	2021.160 5110000000	0501	3629	0501	3629	12	X12	LM	12/27/2014 N	9328
003754886	12/27/2014	12/29/2014	52748465	1/2/2015	-8.00000 Reg Hrs	-404.230 5110000000	0501	3629	0501	3629	12	X12	LM	12/27/2014 N	9328
003754886	1/3/2015	12/29/2014	52748465	1/9/2015	4.00000 Accrual	202.120 5110000000	0501	3629	0501	3629	12	X12	LM	12/27/2014 N	9328
0058910364	1/3/2015	12/29/2014	52748481	1/9/2015	40.00000 Accrual	1365.390 5110000000	0501	3629	0501	3629	12	X12	EX	12/27/2014 N	10433
0064635568	12/27/2014	12/29/2014	52748490	1/2/2015	80.00000 Reg Earns	2153.850 5110000000	0501	3629	0501	3629	12	X12	EX	12/27/2014 N	9333
0062120944	12/27/2014	12/29/2014	52689812	1/2/2015	1.50000 ZOT- Oth ERN	42.010 5180000000	0501	3629	0501	3629	12	A12	RG	12/20/2014 N	10157
0062120944	12/27/2014	12/29/2014	52689812	1/2/2015	24.65000 REG- Oth ERN	460.220 5150000000	0501	3629	0501	3629	12	A12	RG	12/27/2014 N	10157
003754886	12/27/2014	12/29/2014	52748465	1/2/2015	40.00000 Reg Earns	4042.310 5110000000	0501	3629	0501	3629	12	X12	LM	12/27/2014 N	9328
003754886	1/3/2015	12/29/2014	52748465	1/9/2015	-16.00000 Accrual	-808.460 5110000000	0501	3629	0501	3629	12	X12	LM	12/27/2014 N	9328
003754886	12/27/2014	12/29/2014	52748465	1/2/2015	8.00000 VAN- Oth ERN	404.230 5110000000	0501	3629	0501	3629	12	X12	LM	12/27/2014 N	9328
0058910364	12/27/2014	12/29/2014	52748481	1/2/2015	80.00000 Reg Earns	2730.770 5110000000	0501	3629	0501	3629	12	X12	EX	12/27/2014 N	10433
0064635568	1/3/2015	12/29/2014	52748490	1/9/2015	-4.00000 Accrual	-107.690 5110000000	0501	3629	0501	3629	12	X12	EX	12/27/2014 N	9333
0062120944	12/27/2014	12/29/2014	52689812	1/2/2015	5.50000 RTO- Oth ERN	102.690 5150000000	0501	3629	0501	3629	12	A12	RG	12/27/2014 N	10157
003754886	12/27/2014	12/29/2014	52748465	1/2/2015	-32.00000 Reg Hrs	-1616.920 5110000000	0501	3629	0501	3629	12	X12	LM	12/27/2014 N	9328
003754886	1/3/2015	12/29/2014	52748465	1/9/2015	16.00000 Accrual	808.460 5110000000	0501	3629	0501	3629	12	X12	LM	12/27/2014 N	9328
0062470448	1/3/2015	12/29/2014	52748487	1/9/2015	40.00000 Accrual	1067.310 5110000000	0501	3629	0501	3629	12	X12	EX	12/27/2014 N	9333
0064635568	12/27/2014	12/29/2014	52748490	1/2/2015	-8.00000 Reg Hrs	-215.380 5110000000	0501	3629	0501	3629	12	X12	EX	12/27/2014 N	9333
0064635568	1/3/2015	12/29/2014	52748490	1/9/2015	4.00000 Accrual	107.690 5110000000	0501	3629	0501	3629	12	X12	EX	12/27/2014 N	9333
0056701766	12/27/2014	12/29/2014	52689808	1/2/2015	21.07000 REG- Oth ERN	440.150 5150000000	0501	3629	0501	3629	12	A12	RG	12/27/2014 N	10157
0062120944	12/27/2014	12/29/2014	52689812	1/2/2015	40.00000 REG- Oth ERN	746.800 5150000000	0501	3629	0501	3629	12	A12	RG	12/20/2014 N	10157
003754886	12/27/2014	12/29/2014	52748465	1/2/2015	32.00000 VAN- Oth ERN	1616.920 5110000000	0501	3629	0501	3629	12	X12	LM	12/27/2014 N	9328
003754886	1/3/2015	12/29/2014	52748465	1/9/2015	-4.00000 Accrual	-202.120 5110000000	0501	3629	0501	3629	12	X12	LM	12/27/2014 N	9328
0062470448	12/27/2014	12/29/2014	52748487	1/2/2015	80.00000 Reg Earns	2134.620 5110000000	0501	3629	0501	3629	12	X12	EX	12/27/2014 N	9333
0064635568	12/27/2014	12/29/2014	52748490	1/2/2015	8.00000 VAN- Oth ERN	215.380 5110000000	0501	3629	0501	3629	12	X12	EX	12/27/2014 N	9333
0064635568	1/3/2015	12/29/2014	52748490	1/9/2015	40.00000 Accrual	1076.930 5110000000	0501	3629	0501	3629	12	X12	EX	12/27/2014 N	9333
0056701766	1/3/2015	1/6/2015	0	1/5/2015	22.13000 Non-Exempt Accrual	462.300 5150000000	0501	3629	0501	3629	12	A12	RG	1/3/2015 N	10157
0062120944	1/3/2015	1/6/2015	0	1/5/2015	24.15000 Non-Exempt Accrual	450.880 5150000000	0501	3629	0501	3629	12	A12	RG	1/3/2015 N	10157
0057708539	12/13/2014	12/16/2014	52429120	12/19/2014	7.88000 RTO- Oth ERN	154.210 5150000000	0501	3629	0501	3629	12	A12	RG	12/6/2014 N	10157
0057708539	12/13/2014	12/16/2014	52429120	12/19/2014	31.95000 REG- Oth ERN	625.260 5110000000	0501	3629	0501	3629	12	A12	RG	12/13/2014 N	10157
0058149220	12/13/2014	12/16/2014	52462803	12/19/2014	80.00000 Reg Earns	2615.380 5110000000	0501	3629	0501	3629	12	X12	EX	12/13/2014 N	10433
0057708539	12/13/2014	12/16/2014	52429120	12/19/2014	32.12000 REG- Oth ERN	628.590 5150000000	0501	3629	0501	3629	12	A12	RG	12/6/2014 N	10157
0057708539	12/27/2014	12/29/2014	52689840	1/2/2015	11.00000 REG- Oth ERN	215.270 5150000000	0501	3629	0501	3629	12	A12	RG	12/24/2014 N	10157
0057708539	12/27/2014	12/29/2014	52689840	1/2/2015	37.48000 REG- Oth ERN	733.480 5150000000	0501	3629	0501	3629	12	A12	RG	12/20/2014 N	10157
0057708539	12/27/2014	12/29/2014	52689840	1/2/2015	6.05000 RTO- Oth ERN	118.400 5150000000	0501	3629	0501	3629	12	A12	RG	12/13/2014 N	10157
0058149220	1/3/2015	12/29/2014	52748479	1/9/2015	40.00000 Accrual	1307.690 5110000000	0501	3629	0501	3629	12	X12	EX	12/27/2014 N	10433
0058149220	12/27/2014	12/29/2014	52748479	1/2/2015	80.00000 Reg Earns	2615.380 5110000000	0501	3629	0501	3629	12	X12	EX	12/27/2014 N	10433
0065260887	1/3/2015	1/6/2015	0	1/5/2015	32.00000 Non-Exempt Accrual	600.000 5150000000	0501	3629	0501	3629	12	A12	RG	1/3/2015 N	9325
0058279985	12/13/2014	12/16/2014	52429121	12/19/2014	2.17000 ZOT- Oth ERN	63.640 5180000000	0501	3629	0501	3629	12	A12	RG	12/6/2014 N	10157
0058279985	12/13/2014	12/16/2014	52429121	12/19/2014	3.82000 ZOT- Oth ERN	112.770 5180000000	0501	3629	0501	3629	12	A12	RG	12/13/2014 N	10157
0048413975	12/13/2014	12/16/2014	52462794	12/19/2014	4.00000 PHE- Oth ERN	164.810 5110000000	0501	3629	0501	3629	12	X12	EX	12/13/2014 N	9327
0049693294	12/13/2014	12/16/2014	52462797	12/19/2014	4.00000 Reg Earns	3923.080 5110000000	0501	3629	0501	3629	12	X12	LM	12/13/2014 N	9328
0060903259	12/13/2014	12/16/2014	52462809	12/19/2014	80.00000 Reg Earns	2076.920 5110000000	0501	3629	0501	3629	12	X12	EX	12/13/2014 N	9333
0058279985	12/13/2014	12/16/2014	52429121	12/19/2014	40.00000 REG- Oth ERN	782.000 5150000000	0501	3629	0501	3629	12	A12	RG	12/6/2014 N	10157
0058279985	12/13/2014	12/16/2014	52429121	12/19/2014	40.00000 REG- Oth ERN	782.000 5150000000	0501	3629	0501	3629	12	A12	RG	12/13/2014 N	10157
0048413975	12/13/2014	12/16/2014	52462794	12/19/2014	-4.00000 Reg Hrs	-164.810 5110000000	0501	3629	0501	3629	12	X12	EX	12/13/2014 N	9327
0048413975	12/13/2014	12/16/2014	52462794	12/19/2014	80.00000 Reg Earns	3296.150 5110000000	0501	3629	0501	3629	12	X12	EX	12/13/2014 N	9327
0048413975	12/27/2014	12/29/2014	52748470	1/2/2015	-8.00000 Reg Hrs	-329.620 5110000000	0501	3629	0501	3629	12	X12	EX	12/27/2014 N	9327
0048413975	1/3/2015	12/29/2014	52748470	1/9/2015	4.00000 Accrual	164.810 5110000000	0501	3629	0501	3629	12	X12	EX	12/27/2014 N	9327
0049693294	1/3/2015	12/29/2014	52748473	1/9/2015	40.00000 Accrual	1961.540 5110000000	0501	3629	0501	3629	12	X12	LM	12/27/2014 N	9328
0060903259	1/3/2015	12/29/2014	52748485	1/9/2015	40.00000 Accrual	1038.460 5110000000	0501	3629	0501	3629	12	X12	EX	12/27/2014 N	9333
0060903259	12/27/2014	12/29/2014	52748485	1/2/2015	-8.00000 Reg Hrs	-207.690 5110000000	0501	3629	0501	3629	12	X12	EX	12/27/2014 N	9333
0060903259	1/3/2015	12/29/2014	52748485	1/9/2015	4.00000 Accrual	103.850 5110000000	0501	3629	0501	3629	12	X12	EX	12/27/2014 N	9333
0058279985	12/27/2014	12/29/2014	52689809	1/2/2015	2.03000 ZOT- Oth ERN	59.530 5180000000	0501	3629	0501	3629	12	A12	RG	12/20/2014 N	10157
0058279985	12/27/2014	12/29/2014	52689809	1/2/2015	22.05000 REG- Oth ERN	431.080 5150000000	0501	3629	0501	3629	12	A12	RG	12/27/2014 N	10157
0048413975	1/3/2015	12/29/2014	52748470	1/9/2015	-8.00000 Accrual	-329.620 5110000000	0501	3629	0501	3629	12	X12	EX	12/27/2014 N	9327
0048413975	12/27/2014	12/29/2014	52748470	1/2/2015	8.00000 PHE- Oth ERN	329.620 5110000000	0501	3629							

0034499772	12/13/2014	12/16/2014	52462788	12/19/2014	80.00000 Reg Earns	6769.230 5110000000	0501	3629	0501	3629	12	X12	KM	12/13/2014 N	10314
0034499772	12/13/2014	12/16/2014	52462788	12/19/2014	20.00000 VAN- Oth ERN	1692.310 5110000000	0501	3629	0501	3629	12	X12	KM	12/13/2014 N	10314
0062878616	12/13/2014	12/16/2014	52462813	12/19/2014	-4.00000 Reg Hrs	-104.620 5110000000	0501	3629	0501	3629	12	X12	EX	12/13/2014 N	9333
0034499772	12/13/2014	12/16/2014	52462788	12/19/2014	-20.00000 Reg Hrs	-1692.310 5110000000	0501	3629	0501	3629	12	X12	KM	12/13/2014 N	10314
0039771027	12/13/2014	12/16/2014	52462791	12/19/2014	80.00000 Reg Earns	2076.920 5110000000	0501	3629	0501	3629	12	X12	EX	12/13/2014 N	9333
0062878616	12/13/2014	12/16/2014	52462813	12/19/2014	80.00000 Reg Earns	2092.310 5110000000	0501	3629	0501	3629	12	X12	EX	12/13/2014 N	9333
0039771027	12/27/2014	12/29/2014	52748467	1/2/2015	80.00000 Reg Earns	2076.920 5110000000	0501	3629	0501	3629	12	X12	EX	12/27/2014 N	9333
0062878616	12/27/2014	12/29/2014	52748489	1/2/2015	80.00000 Reg Earns	2092.310 5110000000	0501	3629	0501	3629	12	X12	EX	12/27/2014 N	9333
0034499772	1/3/2015	12/29/2014	52748464	1/9/2015	8.00000 Accrual	676.930 5110000000	0501	3629	0501	3629	12	X12	KM	12/16/2014 N	10314
0034499772	12/27/2014	12/29/2014	52748464	1/2/2015	16.00000 Reg Earns	1353.850 5110000000	0501	3629	0501	3629	12	X12	KM	12/16/2014 N	10314
0039771027	1/3/2015	12/29/2014	52748467	1/9/2015	40.00000 Accrual	1038.460 5110000000	0501	3629	0501	3629	12	X12	EX	12/27/2014 N	9333
0062878616	1/3/2015	12/29/2014	52748489	1/9/2015	40.00000 Accrual	1046.160 5110000000	0501	3629	0501	3629	12	X12	EX	12/27/2014 N	9333
0060013091	12/13/2014	12/16/2014	52462807	12/19/2014	80.00000 Reg Earns	2076.920 5110000000	0501	3629	0501	3629	12	X12	EX	12/13/2014 N	9333
0060013091	1/3/2015	12/29/2014	52748483	1/9/2015	40.00000 Accrual	1038.460 5110000000	0501	3629	0501	3629	12	X12	EX	12/27/2014 N	9333
0060013091	12/27/2014	12/29/2014	52748483	1/2/2015	80.00000 Reg Earns	2076.920 5110000000	0501	3629	0501	3629	12	X12	EX	12/27/2014 N	9333
0058304379	12/13/2014	12/16/2014	52429122	12/19/2014	40.00000 REG- Oth ERN	782.800 5150000000	0501	3629	0501	3629	12	A12	RG	12/13/2014 N	10157
0045504263	12/13/2014	12/16/2014	52462792	12/19/2014	80.00000 Reg Earns	4119.230 5110000000	0501	3629	0501	3629	12	X12	LM	12/13/2014 N	9328
0058304379	12/13/2014	12/16/2014	52429122	12/19/2014	1.57000 ZOT- Oth ERN	46.090 5180000000	0501	3629	0501	3629	12	A12	RG	12/6/2014 N	10157
0058304379	12/13/2014	12/16/2014	52429122	12/19/2014	40.00000 REG- Oth ERN	782.800 5150000000	0501	3629	0501	3629	12	A12	RG	12/6/2014 N	10157
0058098880	12/13/2014	12/16/2014	52462802	12/19/2014	80.00000 Reg Earns	2326.920 5110000000	0501	3629	0501	3629	12	X12	EX	12/13/2014 N	0173
0058304379	12/13/2014	12/16/2014	52429122	12/19/2014	1.52000 ZOT- Oth ERN	44.620 5180000000	0501	3629	0501	3629	12	A12	RG	12/13/2014 N	10157
0045504263	12/27/2014	12/29/2014	52748468	1/2/2015	80.00000 Reg Earns	4119.230 5110000000	0501	3629	0501	3629	12	X12	LM	12/27/2014 N	9328
0058098880	1/3/2015	12/29/2014	52748478	1/9/2015	40.00000 Accrual	1163.460 5110000000	0501	3629	0501	3629	12	X12	EX	12/27/2014 N	0173
0058304379	12/27/2014	12/29/2014	52689810	1/2/2015	0.38000 ZOT- Oth ERN	11.150 5180000000	0501	3629	0501	3629	12	A12	RG	12/27/2014 N	10157
0058098880	12/27/2014	12/29/2014	52748478	1/2/2015	80.00000 Reg Earns	2326.920 5110000000	0501	3629	0501	3629	12	X12	EX	12/27/2014 N	0173
0058304379	12/27/2014	12/29/2014	52689810	1/2/2015	32.00000 REG- Oth ERN	626.240 5150000000	0501	3629	0501	3629	12	A12	RG	12/27/2014 N	10157
0058304379	12/27/2014	12/29/2014	52689810	1/2/2015	0.23000 ZOT- Oth ERN	6.750 5180000000	0501	3629	0501	3629	12	A12	RG	12/20/2014 N	10157
0058304379	12/27/2014	12/29/2014	52689810	1/2/2015	40.00000 REG- Oth ERN	782.800 5150000000	0501	3629	0501	3629	12	A12	RG	12/20/2014 N	10157
0045504263	1/3/2015	12/29/2014	52748468	1/9/2015	40.00000 Accrual	2059.620 5110000000	0501	3629	0501	3629	12	X12	LM	12/27/2014 N	9328
0058304379	1/3/2015	1/6/2015	0	1/5/2015	24.13000 Non-Exempt Accrual	472.220 5150000000	0501	3629	0501	3629	12	A12	RG	1/3/2015 N	10157
0060295508	12/13/2014	12/16/2014	52462808	12/19/2014	80.00000 Reg Earns	2315.380 5110000000	0501	3629	0501	3629	12	X12	EX	12/13/2014 N	0173
0062878533	12/13/2014	12/16/2014	52462812	12/19/2014	80.00000 Reg Earns	2088.460 5110000000	0501	3629	0501	3629	12	X12	EX	12/13/2014 N	9333
0039460498	12/20/2014	12/22/2014	94615844	12/16/2014	-4.00000 PHE- Oth ERN	-162.880 5110000000	0501	3629	0501	3629	12	X12	EX	9/6/2014 Y	9327
0039460498	12/20/2014	12/22/2014	52555088	12/17/2014	6.33000 VPO- Oth ERN	257.760 5110000000	0501	3629	0501	3629	12	X12	EX	11/22/2014 Y	9327
0039460498	12/20/2014	12/22/2014	94615844	12/16/2014	-60.00000 VAN- Oth ERN	-2443.270 5110000000	0501	3629	0501	3629	12	X12	EX	9/6/2014 Y	9327
0039460498	12/20/2014	12/22/2014	94615844	12/16/2014	64.00000 Reg Hrs	2606.150 5110000000	0501	3629	0501	3629	12	X12	EX	9/6/2014 Y	9327
0060295508	1/3/2015	12/29/2014	52748484	1/9/2015	40.00000 Accrual	1157.690 5110000000	0501	3629	0501	3629	12	X12	EX	12/27/2014 N	0173
0062878533	1/3/2015	12/29/2014	52748488	1/9/2015	40.00000 Accrual	1044.230 5110000000	0501	3629	0501	3629	12	X12	EX	12/27/2014 N	9333
0060295508	12/27/2014	12/29/2014	52748484	1/2/2015	80.00000 Reg Earns	2315.380 5110000000	0501	3629	0501	3629	12	X12	EX	12/27/2014 N	0173
0062878533	12/27/2014	12/29/2014	52748488	1/2/2015	80.00000 Reg Earns	2088.460 5110000000	0501	3629	0501	3629	12	X12	EX	12/27/2014 N	9333
0035469956	12/6/2014	12/9/2014	1.41203E+14	12/2/2014	39.95000 REG- Oth ERN	759.050 5150000000	0501	3629	0501	3629	12	A12	RG	11/1/2014 Y	10157
0035469956	12/6/2014	12/9/2014	1.41203E+14	12/2/2014	39.95000 REG- Oth ERN	759.050 5150000000	0501	3629	0501	3629	12	A12	RG	10/25/2014 Y	10157
0035469956	12/13/2014	12/16/2014	52429117	12/19/2014	40.00000 REG- Oth ERN	760.000 5150000000	0501	3629	0501	3629	12	A12	RG	12/13/2014 N	10157
0035469956	12/13/2014	12/16/2014	52429117	12/19/2014	0.25000 ZOT- Oth ERN	7.130 5180000000	0501	3629	0501	3629	12	A12	RG	12/6/2014 N	10157
0063973804	12/13/2014	12/16/2014	52429126	12/19/2014	1.08000 ZOT- Oth ERN	27.540 5180000000	0501	3629	0501	3629	12	A12	RG	12/6/2014 N	9325
0063973804	12/13/2014	12/16/2014	52429126	12/19/2014	38.50000 REG- Oth ERN	654.500 5150000000	0501	3629	0501	3629	12	A12	RG	12/13/2014 N	9325
0059911115	12/13/2014	12/16/2014	52462806	12/19/2014	80.00000 Reg Earns	2315.380 5110000000	0501	3629	0501	3629	12	X12	EX	12/13/2014 N	0173
0035469956	12/13/2014	12/16/2014	52429117	12/19/2014	0.17000 ZOT- Oth ERN	4.880 5180000000	0501	3629	0501	3629	12	A12	RG	12/13/2014 N	10157
0063973804	12/13/2014	12/16/2014	52429126	12/19/2014	-1.08000 ZOT- Oth ERN	-27.540 5180000000	0501	3629	0501	3629	12	A12	RG	12/6/2014 N	9325
0047775531	12/13/2014	12/16/2014	52462793	12/19/2014	80.00000 Reg Earns	3719.230 5110000000	0501	3629	0501	3629	12	X12	LM	12/13/2014 N	9328
0035469956	12/13/2014	12/16/2014	52429117	12/19/2014	40.00000 REG- Oth ERN	760.000 5150000000	0501	3629	0501	3629	12	A12	RG	12/6/2014 N	10157
0063973804	12/13/2014	12/16/2014	52429126	12/19/2014	680.000 5150000000	680.000 5150000000	0501	3629	0501	3629	12	A12	RG	12/6/2014 N	9325
0063973804	12/13/2014	12/16/2014	52429126	12/19/2014	7.90000 RTO- Oth ERN	134.300 5150000000	0501	3629	0501	3629	12	A12	RG	11/29/2014 N	9325
0035469956	12/27/2014	12/29/2014	52689807	1/2/2015	40.00000 REG- Oth ERN	760.000 5150000000	0501	3629	0501	3629	12	A12	RG	12/20/2014 N	10157
0063973804	12/27/2014	12/29/2014	52689814	1/2/2015	5.50000 RTO- Oth ERN	93.500 5150000000	0501	3629	0501	3629	12	A12	RG	12/20/2014 N	9325
0047775531	12/27/2014	12/29/2014	52748469	1/2/2015	8.00000 VAN- Oth ERN	371.920 5110000000	0501	3629	0501	3629	12	X12	LM	12/27/2014 N	9328
0047775531	1/3/2015	12/29/2014	52748469	1/9/2015	40.00000 Accrual	1859.620 5110000000	0501	3629	0501	3629	12	X12	LM	12/27/2014 N	9328
0058335498	12/13/2014	12/16/2014	52429123	12/19/2014	40.00000 REG- Oth ERN	780.000 5150000000	0501	3629	0501	3629	12	A12	RG	12/13/2014 N	10157
0056737463	12/13/2014	12/16/2014	52462800	12/19/2014	80.00000 Reg Earns	4119.230 5110000000	0501	3629	0501	3629	12	X12	LM	12/13/2014 N	9328
0058335498	12/13/2014	12/16/2014	52429123	12/19/2014	0.47000 ZOT- Oth ERN	13.750 5180000000	0501	3629	0501	3629	12	A12	RG	12/13/2014 N	10157
0057713273	12/13/2014	12/16/2014	52462801	12/19/2014	80.00000 Reg Earns	2692.310 5110000000	0501	3629	0501	3629	12	X12	EX	12/13/2014 N	10433
0058335498	12/13/2014	12/16/2014	52429123	12/19/2014	0.50000 ZOT- Oth ERN	14.630 5180000000	0501	3629	0501	3629	12	A12	RG	12/6/2014 N	10157
0058335498	12/13/2014														



0055775951	12/27/2014	12/29/2014	52748475	1/2/2015	8.00000 PHE- Oth ERN	334.620	5110000000	0501	3629	0501	3629	12	X12	EX	12/27/2014	N	9327
0055775951	1/3/2015	12/29/2014	52748475	1/9/2015	40.00000 Accrual	1673.080	5110000000	0501	3629	0501	3629	12	X12	EX	12/27/2014	N	9327
0048470835	1/3/2015	12/29/2014	52748471	1/9/2015	40.00000 Accrual	1961.540	5110000000	0501	3629	0501	3629	12	X12	LM	12/27/2014	N	9328
0055775951	12/27/2014	12/29/2014	52748475	1/2/2015	80.00000 Reg Earnings	3346.150	5110000000	0501	3629	0501	3629	12	X12	EX	12/27/2014	N	9327
0048470835	12/27/2014	12/29/2014	52748471	1/2/2015	80.00000 Reg Earnings	3923.080	5110000000	0501	3629	0501	3629	12	X12	LM	12/27/2014	N	9328
0048895635	1/3/2015	12/29/2014	52748472	1/9/2015	40.00000 Accrual	1661.540	5110000000	0501	3629	0501	3629	12	X12	EX	12/27/2014	N	9327
0055775951	1/3/2015	12/29/2014	52748475	1/9/2015	-4.00000 Accrual	-167.310	5110000000	0501	3629	0501	3629	12	X12	EX	12/27/2014	N	9327
0047775531	12/27/2014	12/29/2014	52748469	1/2/2015	80.00000 Reg Earnings	3719.230	5110000000	0501	3629	0501	3629	12	X12	LM	12/27/2014	N	9328
0063973804	12/27/2014	12/29/2014	52689814	1/2/2015	32.00000 RTO- Oth ERN	544.000	5150000000	0501	3629	0501	3629	12	A12	RG	12/27/2014	N	9325
0047775531	1/3/2015	12/29/2014	52748469	1/9/2015	-4.00000 Accrual	-185.960	5110000000	0501	3629	0501	3629	12	X12	LM	12/27/2014	N	9328
0059911115	1/3/2015	12/29/2014	52748482	1/9/2015	40.00000 Accrual	1157.690	5110000000	0501	3629	0501	3629	12	X12	EX	12/27/2014	N	0173
0035469956	12/27/2014	12/29/2014	52689807	1/2/2015	17.52000 REG- Oth ERN	332.880	5150000000	0501	3629	0501	3629	12	A12	RG	12/27/2014	N	10157
0063973804	12/27/2014	12/29/2014	52689814	1/2/2015	34.47000 REG- Oth ERN	585.990	5150000000	0501	3629	0501	3629	12	A12	RG	12/20/2014	N	9325
0047775531	12/27/2014	12/29/2014	52748469	1/2/2015	-8.00000 Reg Hrs	-371.920	5110000000	0501	3629	0501	3629	12	X12	LM	12/27/2014	N	9328
0047775531	1/3/2015	12/29/2014	52748469	1/9/2015	4.00000 Accrual	185.960	5110000000	0501	3629	0501	3629	12	X12	LM	12/27/2014	N	9328
0059911115	12/27/2014	12/29/2014	52748482	1/2/2015	80.00000 Reg Earnings	2315.380	5110000000	0501	3629	0501	3629	12	X12	EX	12/27/2014	N	0173
0063973804	1/3/2015	1/6/2015	0	1/5/2015	32.25000 Non-Exempt Accrual	548.250	5150000000	0501	3629	0501	3629	12	A12	RG	1/3/2015	N	9325
0063973804	1/3/2015	1/6/2015	0	1/5/2015	0.07000 Non-Exempt Accrual	1.790	5180000000	0501	3629	0501	3629	12	A12	RG	1/3/2015	N	9325
0035469956	1/3/2015	1/6/2015	0	1/5/2015	26.00000 Non-Exempt Accrual	494.000	5150000000	0501	3629	0501	3629	12	A12	RG	1/3/2015	N	10157



Payroll correction included in 5110000000 total.

B3

511000000  
515000000  
518000000

414,345.71 B1  
4,238.43 B1  
- B1

GL\_EMP\_ACCT 213

ID	Pay Period End	Run Date	Check #	Check Dt	Hrs/Units	Line Descr	Amount	Acct	GL Loc	GL Exp Ctr	LD Loc	LD Exp Ctr	Co	Group	Empl Class	Earns End	Off Cycle	Job Code
0003017688	12/13/2014	12/16/2014	52536094	12/19/2014	-40.00000	Reg Hrs		(5,271.15) 5110000000	0501	2118	0501	2118	14	X14	DM	12/13/2014	N	42637
0051909877	12/27/2014	12/29/2014	52787548	1/2/2015	-24.00000	Reg Hrs		(1,130.77) 5110000000	0501	2118	0501	2118	14	X14	EX	12/27/2014	N	7746
0039287313	12/13/2014	12/16/2014	52536104	12/19/2014	-20.00000	Reg Hrs		(1,057.69) 5110000000	0501	2118	0501	2118	14	X14	KM	12/13/2014	N	7746
0032554768	12/13/2014	12/16/2014	52536100	12/19/2014	-20.00000	Reg Hrs		(1,053.85) 5110000000	0501	2118	0501	2118	14	X14	LM	12/13/2014	N	29105
0009624909	12/27/2014	12/29/2014	52787535	1/2/2015	-8.00000	Reg Hrs		(897.69) 5110000000	0501	2118	0501	2118	14	X14	DM	12/27/2014	N	54987
0032554768	12/13/2014	12/16/2014	52536100	12/19/2014	-16.00000	Reg Hrs		(843.08) 5110000000	0501	2118	0501	2118	14	X14	LM	12/13/2014	N	29105
0047856521	12/28/2014	1/6/2015	1.41226E+14	12/28/2014	0.00000	XEQ- Oth ERN		(750.00) 5110000000	0501	2118	2950	2118	14	X14	EX	12/28/2014	Y	54534
0014233274	12/13/2014	12/16/2014	52454091	12/19/2014	-16.00000	Reg Hrs		(693.85) 5110000000	9492	2118	9492	2118	04	X04	EX	12/13/2014	N	54310
0014233274	12/13/2014	12/16/2014	52454091	12/19/2014	-16.00000	Reg Hrs		(693.85) 5110000000	9492	2118	9492	2118	04	X04	EX	12/13/2014	N	54310
0053772174	12/13/2014	12/16/2014	52536109	12/19/2014	-16.00000	Reg Hrs		(638.46) 5110000000	0501	2118	0501	2118	14	X14	EX	12/13/2014	N	7746
0029530102	12/13/2014	12/16/2014	52461905	12/19/2014	-12.00000	Reg Hrs		(576.92) 5110000000	9492	2118	9492	2118	04	X04	EX	12/13/2014	N	55025
0029530102	12/27/2014	12/29/2014	52723122	1/2/2015	-12.00000	Reg Hrs		(576.92) 5110000000	9492	2118	9492	2118	04	X04	EX	12/27/2014	N	55025
0051909877	1/3/2015	12/29/2014	52787548	1/9/2015	-12.00000	Accrual		(565.39) 5110000000	0501	2118	0501	2118	14	X14	EX	12/27/2014	N	7746
0032465940	12/27/2014	12/29/2014	52787539	1/2/2015	-8.00000	Reg Hrs		(459.62) 5110000000	0501	2118	0501	2118	14	X14	KM	12/27/2014	N	0617
0009624909	12/13/2014	12/16/2014	52536095	12/19/2014	-4.00000	Reg Hrs		(448.85) 5110000000	0501	2118	0501	2118	14	X14	DM	12/13/2014	N	54987
0009624909	1/3/2015	12/29/2014	52787535	1/9/2015	-4.00000	Accrual		(448.85) 5110000000	0501	2118	0501	2118	14	X14	DM	12/27/2014	N	54987
0046704680	12/13/2014	12/16/2014	52536105	12/19/2014	-16.00000	Reg Hrs		(438.46) 5110000000	0501	2118	0501	2118	14	X14	EX	12/13/2014	N	7761
0051909877	12/13/2014	12/16/2014	52536108	12/19/2014	-8.00000	Reg Hrs		(376.92) 5110000000	0501	2118	0501	2118	14	X14	EX	12/13/2014	N	7746
0051909877	12/13/2014	12/16/2014	52536108	12/19/2014	-8.00000	Reg Hrs		(376.92) 5110000000	0501	2118	0501	2118	14	X14	EX	12/13/2014	N	7746
0051909877	12/27/2014	12/29/2014	52787548	1/2/2015	-8.00000	Reg Hrs		(376.92) 5110000000	0501	2118	0501	2118	14	X14	EX	12/27/2014	N	7746
0014233274	12/13/2014	12/16/2014	52454091	12/19/2014	-8.00000	Reg Hrs		(346.92) 5110000000	9492	2118	9492	2118	04	X04	EX	12/13/2014	N	54310
0047826565	12/27/2014	12/29/2014	52787546	1/2/2015	-8.00000	Reg Hrs		(313.38) 5110000000	0501	2118	0501	2118	14	X14	EX	12/27/2014	N	2426
0060183753	12/13/2014	12/16/2014	52536112	12/19/2014	-8.00000	Reg Hrs		(302.08) 5110000000	0501	2118	0501	2118	14	X14	EX	12/13/2014	N	7762
0027952910	12/27/2014	12/29/2014	52787538	1/2/2015	-8.00000	Reg Hrs		(296.15) 5110000000	0501	2118	0501	2118	14	X14	EX	12/27/2014	N	7762
0029530102	1/3/2015	12/29/2014	52723122	1/9/2015	-6.00000	Accrual		(288.46) 5110000000	9492	2118	9492	2118	04	X04	EX	12/27/2014	N	55025
0032465940	1/3/2015	12/29/2014	52787539	1/9/2015	-4.00000	Accrual		(229.81) 5110000000	0501	2118	0501	2118	14	X14	KM	12/27/2014	N	0617
0048877890	12/13/2014	12/16/2014	52536107	12/19/2014	-8.00000	Reg Hrs		(213.46) 5110000000	0501	2118	0501	2118	14	X14	EX	12/13/2014	N	2364
0039287313	12/27/2014	12/29/2014	52787544	1/2/2015	-4.00000	Reg Hrs		(211.54) 5110000000	0501	2118	0501	2118	14	X14	KM	12/27/2014	N	7746
0058253634	12/13/2014	12/16/2014	52536111	12/19/2014	-8.00000	Reg Hrs		(199.23) 5110000000	0501	2118	0501	2118	14	X14	EX	12/13/2014	N	25525
0029530102	12/13/2014	12/16/2014	52461905	12/19/2014	-4.00000	Reg Hrs		(192.31) 5110000000	9492	2118	9492	2118	04	X04	EX	12/13/2014	N	55025
0029530102	12/27/2014	12/29/2014	52723122	1/2/2015	-4.00000	Reg Hrs		(192.31) 5110000000	9492	2118	9492	2118	04	X04	EX	12/27/2014	N	55025
0051909877	1/3/2015	12/29/2014	52787548	1/9/2015	-4.00000	Accrual		(188.46) 5110000000	0501	2118	0501	2118	14	X14	EX	12/27/2014	N	7746
0047826565	1/3/2015	12/29/2014	52787546	1/9/2015	-4.00000	Accrual		(156.69) 5110000000	0501	2118	0501	2118	14	X14	EX	12/27/2014	N	2426
0027952910	1/3/2015	12/29/2014	52787538	1/9/2015	-4.00000	Accrual		(148.08) 5110000000	0501	2118	0501	2118	14	X14	EX	12/27/2014	N	7762
0046704680	12/13/2014	12/16/2014	52536105	12/19/2014	-4.00000	Reg Hrs		(109.62) 5110000000	0501	2118	0501	2118	14	X14	EX	12/13/2014	N	7761
0039287313	1/3/2015	12/29/2014	52787544	1/9/2015	-2.00000	Accrual		(105.77) 5110000000	0501	2118	0501	2118	14	X14	KM	12/27/2014	N	7746
0058253634	12/13/2014	12/16/2014	52536111	12/19/2014	-4.00000	Reg Hrs		(99.62) 5110000000	0501	2118	0501	2118	14	X14	EX	12/13/2014	N	25525
0058253634	12/27/2014	12/29/2014	52787551	1/2/2015	-4.00000	Reg Hrs		(99.62) 5110000000	0501	2118	0501	2118	14	X14	EX	12/27/2014	N	25525
0029530102	1/3/2015	12/29/2014	52723122	1/9/2015	-2.00000	Accrual		(96.16) 5110000000	9492	2118	9492	2118	04	X04	EX	12/27/2014	N	55025
0047856521	12/13/2014	12/16/2014	52540239	12/19/2014	0.00000	XPD- Oth ERN		(75.00) 5110000000	0501	2118	2950	2118	14	X14	EX	12/13/2014	N	54534
0047856521	12/27/2014	12/29/2014	52791753	1/2/2015	0.00000	XPD- Oth ERN		(75.00) 5110000000	0501	2118	2950	2118	14	X14	EX	12/27/2014	N	54534
0058253634	1/3/2015	12/29/2014	52787551	1/9/2015	-2.00000	Accrual		(49.81) 5110000000	0501	2118	0501	2118	14	X14	EX	12/27/2014	N	25525
0047856521	12/26/2014	1/6/2015	1.41226E+14	12/26/2014	0.00000	XGU- Oth ERN		(11.04) 5110000000	0501	2118	2950	2118	14	X14	EX	12/26/2014	Y	54534
0021193644	12/20/2014	12/22/2014	52555046	12/17/2014	0.00000	XGU- Oth ERN		1.60 5110000000	0501	2118	2950	2118	14	X14	DM	12/20/2014	Y	42185
0047856521	12/13/2014	12/16/2014	52540239	12/19/2014	0.00000	XGU- Oth ERN		7.53 5110000000	0501	2118	2950	2118	14	X14	EX	12/13/2014	N	54534
0031797830	12/13/2014	12/16/2014	52540237	12/19/2014	0.00000	XGU- Oth ERN		8.30 5110000000	0501	2118	2950	2118	14	X14	LM	12/13/2014	N	54443
0021193644	12/13/2014	12/16/2014	52540236	12/19/2014	0.00000	XGU- Oth ERN		19.98 5110000000	0501	2118	2950	2118	14	X14	DM	12/13/2014	N	42185
0051463719	12/6/2014	12/9/2014	52294031	12/3/2014	0.61000	PHO- Oth ERN		24.52 5110000000	0501	2118	0501	2118	14	X14	EX	12/1/2014	Y	39406
0052017944	12/26/2014	1/6/2015	94744896	12/19/2014	0.00000	XGU- Oth ERN		38.27 5110000000	0501	2118	0501	2118	14	X14	DM	12/13/2014	Y	42954
0047856521	12/27/2014	12/29/2014	52791753	1/2/2015	0.00000	XGU- Oth ERN		42.40 5110000000	0501	2118	2950	2118	14	X14	EX	12/27/2014	N	54534
0031797830	12/27/2014	12/29/2014	52791752	1/2/2015	0.00000	XGU- Oth ERN		46.72 5110000000	0501	2118	2950	2118	14	X14	LM	12/27/2014	N	54443
0058253634	1/3/2015	12/29/2014	52787551	1/9/2015	2.00000	Accrual		49.81 5110000000	0501	2118	0501	2118	14	X14	EX	12/27/2014	N	25525
0021193644	12/20/2014	12/22/2014	52555046	12/17/2014	0.00000	XUA- Oth ERN		66.68 5110000000	0501	2118	2950	2118	14	X14	DM	12/20/2014	Y	42185
0021193644	12/27/2014	12/29/2014	52791751	1/2/2015	0.00000	XGU- Oth ERN		68.78 5110000000	0501	2118	2950	2118	14	X14	DM	12/27/2014	N	42185
0029530102	1/3/2015	12/29/2014	52723122	1/9/2015	2.00000	Accrual		96.16 5110000000	9492	2118	9492	2118	04	X04	EX	12/27/2014	N	55025
0058253634	12/13/2014	12/16/2014	52536111	12/19/2014	4.00000	PHE- Oth ERN		99.62 5110000000	0501	2118	0501	2118	14	X14	EX	12/13/2014	N	25525
0058253634	12/27/2014	12/29/2014	52787551	1/2/2015	4.00000	VAN- Oth ERN		99.62 5110000000	0501	2118	0501	2118	14	X14	EX	12/27/2014	N	25525
003928731																		

0035697903	12/13/2014	12/16/2014	52540220	12/19/2014	3.69000 VPL- Oth ERN	280.48	5110000000	0501	2118	0501	2118	14	X14	KM	12/8/2014	N	39408
0029530102	1/3/2015	12/29/2014	52723122	1/9/2015	6.00000 Accrual	288.46	5110000000	9492	2118	9492	2118	04	X04	EX	12/27/2014	N	55025
0027952910	12/27/2014	12/29/2014	52787538	1/2/2015	8.00000 PHE- Oth ERN	296.15	5110000000	0501	2118	0501	2118	14	X14	EX	12/27/2014	N	7762
0060183753	12/13/2014	12/16/2014	52536112	12/19/2014	8.00000 VAN- Oth ERN	302.08	5110000000	0501	2118	0501	2118	14	X14	EX	12/13/2014	N	7762
0047826565	12/27/2014	12/29/2014	52787546	1/2/2015	8.00000 VAN- Oth ERN	313.38	5110000000	0501	2118	0501	2118	14	X14	EX	12/27/2014	N	2426
0051463719	12/6/2014	12/9/2014	52294031	12/3/2014	8.00000 REG- Oth ERN	321.54	5110000000	0501	2118	0501	2118	14	X14	EX	12/1/2014	Y	39406
0014233274	12/13/2014	12/16/2014	52454091	12/19/2014	8.00000 PHE- Oth ERN	346.92	5110000000	9492	2118	9492	2118	04	X04	EX	12/13/2014	N	54310
0051909877	12/13/2014	12/16/2014	52536108	12/19/2014	8.00000 VAN- Oth ERN	376.92	5110000000	0501	2118	0501	2118	14	X14	EX	12/13/2014	N	7746
0051909877	12/13/2014	12/16/2014	52536108	12/19/2014	8.00000 PHE- Oth ERN	376.92	5110000000	0501	2118	0501	2118	14	X14	EX	12/13/2014	N	7746
0051909877	12/27/2014	12/29/2014	52787548	1/2/2015	8.00000 PHE- Oth ERN	376.92	5110000000	0501	2118	0501	2118	14	X14	EX	12/27/2014	N	7746
0047856521	12/26/2014	1/6/2015	94743999	12/31/2014	0.00000 XGU- Oth ERN	415.38	5110000000	0501	2118	2950	2118	14	X14	EX	12/26/2014	Y	54534
0046704680	12/13/2014	12/16/2014	52536105	12/19/2014	16.00000 VAN- Oth ERN	438.46	5110000000	0501	2118	0501	2118	14	X14	EX	12/13/2014	N	7761
0009624909	12/13/2014	12/16/2014	52536095	12/19/2014	4.00000 PHE- Oth ERN	448.85	5110000000	0501	2118	0501	2118	14	X14	DM	12/13/2014	N	54987
0009624909	1/3/2015	12/29/2014	52787535	1/9/2015	4.00000 Accrual	448.85	5110000000	0501	2118	0501	2118	14	X14	DM	12/27/2014	N	54987
0032465940	12/27/2014	12/29/2014	52787539	1/2/2015	8.00000 PHE- Oth ERN	459.62	5110000000	0501	2118	0501	2118	14	X14	KM	12/27/2014	N	0617
0047856521	12/13/2014	12/16/2014	52540239	12/19/2014	0.00000 XGS- Oth ERN	511.85	5110000000	0501	2118	2950	2118	14	X14	EX	12/13/2014	N	54534
0047856521	12/27/2014	12/29/2014	52791753	1/2/2015	0.00000 XGS- Oth ERN	511.85	5110000000	0501	2118	2950	2118	14	X14	EX	12/27/2014	N	54534
0031797830	12/13/2014	12/16/2014	52540237	12/19/2014	0.00000 XGS- Oth ERN	564.00	5110000000	0501	2118	2950	2118	14	X14	LM	12/13/2014	N	54443
0031797830	12/27/2014	12/29/2014	52791752	1/2/2015	0.00000 XGS- Oth ERN	564.00	5110000000	0501	2118	2950	2118	14	X14	LM	12/27/2014	N	54443
0051909877	1/3/2015	12/29/2014	52787548	1/9/2015	12.00000 Accrual	565.39	5110000000	0501	2118	0501	2118	14	X14	EX	12/27/2014	N	7746
0051463719	12/6/2014	12/9/2014	52294031	12/3/2014	14.31000 PHO- Oth ERN	575.15	5110000000	0501	2118	0501	2118	14	X14	EX	12/1/2014	Y	39406
0029530102	12/13/2014	12/16/2014	52461905	12/19/2014	12.00000 PHE- Oth ERN	576.92	5110000000	9492	2118	9492	2118	04	X04	EX	12/13/2014	N	55025
0029530102	12/27/2014	12/29/2014	52723122	1/2/2015	12.00000 VAN- Oth ERN	576.92	5110000000	9492	2118	9492	2118	04	X04	EX	12/27/2014	N	55025
0035697903	12/26/2014	1/6/2015	52819789	12/31/2014	8.00000 PHO- Oth ERN	608.08	5110000000	0501	2118	0501	2118	14	X14	KM	12/26/2014	Y	39408
0053772174	12/13/2014	12/16/2014	52536109	12/19/2014	16.00000 VAN- Oth ERN	638.46	5110000000	0501	2118	0501	2118	14	X14	EX	12/13/2014	N	7746
0014233274	12/13/2014	12/16/2014	52454091	12/19/2014	16.00000 PHE- Oth ERN	693.85	5110000000	9492	2118	9492	2118	04	X04	EX	12/13/2014	N	54310
0014233274	12/13/2014	12/16/2014	52454091	12/19/2014	16.00000 VAN- Oth ERN	693.85	5110000000	9492	2118	9492	2118	04	X04	EX	12/13/2014	N	54310
0021193644	12/13/2014	12/16/2014	52540236	12/19/2014	0.00000 XGS- Oth ERN	830.31	5110000000	0501	2118	2950	2118	14	X14	DM	12/13/2014	N	42185
0021193644	12/27/2014	12/29/2014	52791751	1/2/2015	0.00000 XGS- Oth ERN	830.31	5110000000	0501	2118	2950	2118	14	X14	DM	12/27/2014	N	42185
0032554768	12/13/2014	12/16/2014	52536100	12/19/2014	16.00000 VAN- Oth ERN	843.08	5110000000	0501	2118	0501	2118	14	X14	LM	12/13/2014	N	29105
0031797830	12/26/2014	1/6/2015	94744005	12/31/2014	0.00000 XGU- Oth ERN	875.72	5110000000	0501	2118	2950	2118	14	X14	LM	12/26/2014	Y	54443
0009624909	12/27/2014	12/29/2014	52787535	1/2/2015	8.00000 PHE- Oth ERN	897.69	5110000000	0501	2118	0501	2118	14	X14	DM	12/27/2014	N	54987
0062717657	1/3/2015	12/29/2014	52787553	1/9/2015	40.00000 Accrual	923.08	5110000000	0501	2118	0501	2118	14	X14	EX	12/27/2014	N	25525
0058253634	1/3/2015	12/29/2014	52787551	1/9/2015	40.00000 Accrual	996.16	5110000000	0501	2118	0501	2118	14	X14	EX	12/27/2014	N	25525
0032554768	12/13/2014	12/16/2014	52536100	12/19/2014	20.00000 PHE- Oth ERN	1,053.85	5110000000	0501	2118	0501	2118	14	X14	LM	12/13/2014	N	29105
0039287313	12/13/2014	12/16/2014	52536104	12/19/2014	20.00000 PHE- Oth ERN	1,057.69	5110000000	0501	2118	0501	2118	14	X14	KM	12/13/2014	N	7746
0048877880	1/3/2015	12/29/2014	52787547	1/9/2015	40.00000 Accrual	1,067.31	5110000000	0501	2118	0501	2118	14	X14	EX	12/27/2014	N	2364
0046704680	1/3/2015	12/29/2014	52787545	1/9/2015	40.00000 Accrual	1,096.16	5110000000	0501	2118	0501	2118	14	X14	EX	12/27/2014	N	7761
0051909877	12/27/2014	12/29/2014	52787548	1/2/2015	24.00000 VAN- Oth ERN	1,130.77	5110000000	0501	2118	0501	2118	14	X14	EX	12/27/2014	N	7746
0026240879	1/3/2015	12/29/2014	52787537	1/9/2015	40.00000 Accrual	1,321.16	5110000000	0501	2118	0501	2118	14	X14	EX	12/27/2014	N	7761
0035632322	1/3/2015	12/29/2014	52787541	1/9/2015	40.00000 Accrual	1,348.08	5110000000	0501	2118	0501	2118	14	X14	EX	12/27/2014	N	7762
0052017944	12/26/2014	1/6/2015	94743967	12/31/2014	0.00000 XGU- Oth ERN	1,362.57	5110000000	0501	2118	0501	2118	14	X14	DM	12/26/2014	Y	42954
0021193644	12/26/2014	1/6/2015	94743957	12/31/2014	0.00000 XGU- Oth ERN	1,376.76	5110000000	0501	2118	2950	2118	14	X14	DM	12/26/2014	Y	42185
0055722888	1/3/2015	12/29/2014	52787550	1/9/2015	40.00000 Accrual	1,396.16	5110000000	0501	2118	0501	2118	14	X14	EX	12/27/2014	N	7761
0027952910	1/3/2015	12/29/2014	52787538	1/9/2015	40.00000 Accrual	1,480.77	5110000000	0501	2118	0501	2118	14	X14	EX	12/27/2014	N	7762
0060183753	1/3/2015	12/29/2014	52787552	1/9/2015	40.00000 Accrual	1,510.39	5110000000	0501	2118	0501	2118	14	X14	EX	12/27/2014	N	7762
0047826565	1/3/2015	12/29/2014	52787546	1/9/2015	40.00000 Accrual	1,566.93	5110000000	0501	2118	0501	2118	14	X14	EX	12/27/2014	N	2426
0053772174	1/3/2015	12/29/2014	52787549	1/9/2015	40.00000 Accrual	1,596.16	5110000000	0501	2118	0501	2118	14	X14	EX	12/27/2014	N	7746
0035780196	1/3/2015	12/29/2014	52787542	1/9/2015	40.00000 Accrual	1,609.62	5110000000	0501	2118	0501	2118	14	X14	EX	12/27/2014	N	7746
0052080355	1/3/2015	12/29/2014	52723026	1/9/2015	40.00000 Accrual	1,649.81	5110000000	9492	2118	9492	2118	04	X04	EX	12/27/2014	N	9111
0014233274	1/3/2015	12/29/2014	52715290	1/9/2015	40.00000 Accrual	1,734.62	5110000000	9492	2118	9492	2118	04	X04	EX	12/27/2014	N	54310
0047856521	1/3/2015	12/29/2014	52791753	1/9/2015	40.00000 Accrual	1,769.23	5110000000	0501	2118	2950	2118	14	X14	EX	12/27/2014	N	54534
0062717657	12/13/2014	12/16/2014	52536113	12/19/2014	80.00000 Reg Earns	1,846.15	5110000000	0501	2118	0501	2118	14	X14	EX	12/13/2014	N	25525
0062717657	12/27/2014	12/29/2014	52787553	1/2/2015	80.00000 Reg Earns	1,846.15	5110000000	0501	2118	0501	2118	14	X14	EX	12/27/2014	N	25525
0037502143	1/3/2015	12/29/2014	52787543	1/9/2015	40.00000 Accrual	1,865.39	5110000000	0501	2118	0501	2118	14	X14	LM	12/27/2014	N	29105
0008671077	1/3/2015	12/29/2014	52695006	1/9/2015	40.00000 Accrual	1,880.77	5110000000	9492	2118	9492	2118	04	X4B	EX	12/27/2014	N	9843
0051909877	1/3/2015	12/29/2014	52787548	1/9/2015	40.00000 Accrual	1,884.62	5110000000	0501	2118	0501	2118	14	X14	EX	12/27/2014	N	7746
0029530102	1/3/2015	12/29/2014	52723122	1/9/2015	40.00000 Accrual	1,923.08	5110000000	9492	2118	9492	2118	04	X04	EX	12/27/2014	N	55025
0058253634	12/13/2014	12/16/2014	52536111	12/19/2014	80.00000 Reg Earns	1,992.31	5110000000	0501	2118	0501	2118	14	X14	EX	12/13/2014	N	25525
0058253634	12/27/2014	12/29/2014	52787551	1/2/2015	80.00000 Reg Earns	1,992.31	5110000000	0501	2118	0501	2118	14	X14	EX	12/27/2014		

0055722888	12/27/2014	12/29/2014	52787550	1/2/2015	80.00000	Reg Earns	2,792.31	5110000000	0501	2118	0501	2118	14	X14	EX	12/27/2014	N	7761
0027952910	12/13/2014	12/16/2014	52536098	12/19/2014	80.00000	Reg Earns	2,961.54	5110000000	0501	2118	0501	2118	14	X14	EX	12/13/2014	N	7762
0027952910	12/27/2014	12/29/2014	52787538	1/2/2015	80.00000	Reg Earns	2,961.54	5110000000	0501	2118	0501	2118	14	X14	EX	12/27/2014	N	7762
0060183753	12/13/2014	12/16/2014	52536112	12/19/2014	80.00000	Reg Earns	3,020.77	5110000000	0501	2118	0501	2118	14	X14	EX	12/13/2014	N	7762
0060183753	12/27/2014	12/29/2014	52787552	1/2/2015	80.00000	Reg Earns	3,020.77	5110000000	0501	2118	0501	2118	14	X14	EX	12/27/2014	N	7762
0047826565	12/13/2014	12/16/2014	52536106	12/19/2014	80.00000	Reg Earns	3,133.85	5110000000	0501	2118	0501	2118	14	X14	EX	12/13/2014	N	2426
0047826565	12/27/2014	12/29/2014	52787546	1/2/2015	80.00000	Reg Earns	3,133.85	5110000000	0501	2118	0501	2118	14	X14	EX	12/27/2014	N	2426
0053772174	12/13/2014	12/16/2014	52536109	12/19/2014	80.00000	Reg Earns	3,192.31	5110000000	0501	2118	0501	2118	14	X14	EX	12/13/2014	N	7746
0053772174	12/27/2014	12/29/2014	52787549	1/2/2015	80.00000	Reg Earns	3,192.31	5110000000	0501	2118	0501	2118	14	X14	EX	12/27/2014	N	7746
0051463719	12/6/2014	12/9/2014	52294031	12/3/2014	80.00000	REG- Oth ERN	3,215.38	5110000000	0501	2118	0501	2118	14	X14	EX	11/29/2014	Y	39406
0035780196	12/13/2014	12/16/2014	52536102	12/19/2014	80.00000	Reg Earns	3,219.23	5110000000	0501	2118	0501	2118	14	X14	EX	12/13/2014	N	7746
0035780196	12/27/2014	12/29/2014	52787542	1/2/2015	80.00000	Reg Earns	3,219.23	5110000000	0501	2118	0501	2118	14	X14	EX	12/27/2014	N	7746
0052080355	12/13/2014	12/16/2014	52461807	12/19/2014	80.00000	Reg Earns	3,299.62	5110000000	9492	2118	9492	2118	04	X04	EX	12/13/2014	N	9111
0052080355	12/27/2014	12/29/2014	52723026	1/2/2015	80.00000	Reg Earns	3,299.62	5110000000	9492	2118	9492	2118	04	X04	EX	12/27/2014	N	9111
0014233274	12/13/2014	12/16/2014	52454091	12/19/2014	80.00000	Reg Earns	3,469.23	5110000000	9492	2118	9492	2118	04	X04	EX	12/13/2014	N	54310
0014233274	12/27/2014	12/29/2014	52715290	1/2/2015	80.00000	Reg Earns	3,469.23	5110000000	9492	2118	9492	2118	04	X04	EX	12/27/2014	N	54310
0027914738	12/13/2014	12/16/2014	52429897	12/19/2014	89.83000	REG- Oth ERN	1,159.050	5150000000	0501	2118	0501	2118	14	A14	RG	12/13/2014	N	41694
0047856521	12/13/2014	12/16/2014	52540239	12/19/2014	80.00000	Reg Earns	3,538.46	5110000000	0501	2118	2950	2118	14	X14	EX	12/13/2014	N	54534
0047856521	12/27/2014	12/29/2014	52791753	1/2/2015	80.00000	Reg Earns	3,538.46	5110000000	0501	2118	2950	2118	14	X14	EX	12/27/2014	N	54534
0021193644	1/3/2015	12/29/2014	52791751	1/9/2015	40.00000	Accrual	3,561.54	5110000000	0501	2118	2950	2118	14	X14	DM	12/27/2014	N	42185
0027914738	12/13/2014	12/16/2014	52429897	12/19/2014	1.23000	REG- Oth ERN	35.790	5150000000	0501	2118	0501	2118	14	A14	RG	11/29/2014	N	41694
0035697903	12/13/2014	12/16/2014	52540220	12/19/2014	48.00000	Reg Earns	3,648.46	5110000000	0501	2118	0501	2118	14	X14	KM	12/8/2014	N	39408
0037502143	12/13/2014	12/16/2014	52536103	12/19/2014	80.00000	Reg Earns	3,730.77	5110000000	0501	2118	0501	2118	14	X14	LM	12/13/2014	N	29105
0037502143	12/27/2014	12/29/2014	52787543	1/2/2015	80.00000	Reg Earns	3,730.77	5110000000	0501	2118	0501	2118	14	X14	LM	12/27/2014	N	29105
0027914738	12/13/2014	12/16/2014	52429897	12/19/2014	36.10000	REG- Oth ERN	1,050.510	5150000000	0501	2118	0501	2118	14	A14	RG	12/6/2014	N	41694
0006671077	12/13/2014	12/16/2014	52434666	12/19/2014	80.00000	Reg Earns	3,761.54	5110000000	9492	2118	9492	2118	04	X4B	EX	12/13/2014	N	54309
0027914738	12/13/2014	12/16/2014	52429897	12/19/2014	3.90000	RTO- Oth ERN	113.490	5150000000	0501	2118	0501	2118	14	A14	RG	12/6/2014	N	41694
0006671077	12/27/2014	12/29/2014	52695006	1/2/2015	80.00000	Reg Earns	3,761.54	5110000000	9492	2118	9492	2118	04	X4B	EX	12/27/2014	N	54309
0051909877	12/13/2014	12/16/2014	52536108	12/19/2014	80.00000	Reg Earns	3,769.23	5110000000	0501	2118	0501	2118	14	X14	EX	12/13/2014	N	7746
0027914738	12/27/2014	12/29/2014	52690960	1/2/2015	2.75000	RTO- Oth ERN	80.030	5150000000	0501	2118	0501	2118	14	A14	RG	12/20/2014	N	41694
0051909877	12/27/2014	12/29/2014	52787548	1/2/2015	80.00000	Reg Earns	3,769.23	5110000000	0501	2118	0501	2118	14	X14	EX	12/27/2014	N	7746
0029530102	12/13/2014	12/16/2014	52461905	12/19/2014	80.00000	Reg Earns	3,846.15	5110000000	9492	2118	9492	2118	04	X04	EX	12/13/2014	N	55025
0029530102	12/27/2014	12/29/2014	52723122	1/2/2015	80.00000	Reg Earns	3,846.15	5110000000	9492	2118	9492	2118	04	X04	EX	12/27/2014	N	55025
0026694943	12/13/2014	12/16/2014	52458298	12/19/2014	80.00000	Reg Earns	4,119.23	5110000000	9492	2118	9492	2118	04	X04	EX	12/13/2014	N	55025
0026694943	12/27/2014	12/29/2014	52719501	1/2/2015	80.00000	Reg Earns	4,119.23	5110000000	9492	2118	9492	2118	04	X04	EX	12/27/2014	N	55025
0031797830	12/13/2014	12/16/2014	52540237	12/19/2014	80.00000	Reg Earns	4,200.00	5110000000	0501	2118	2950	2118	14	X14	LM	12/13/2014	N	54443
0031797830	12/27/2014	12/29/2014	52791752	1/2/2015	80.00000	Reg Earns	4,200.00	5110000000	0501	2118	2950	2118	14	X14	LM	12/27/2014	N	54443
0032554768	12/13/2014	12/16/2014	52536100	12/19/2014	80.00000	Reg Earns	4,215.38	5110000000	0501	2118	0501	2118	14	X14	LM	12/13/2014	N	29105
0032554768	12/27/2014	12/29/2014	52787540	1/2/2015	80.00000	Reg Earns	4,215.38	5110000000	0501	2118	0501	2118	14	X14	LM	12/27/2014	N	29105
0039287313	12/13/2014	12/16/2014	52536104	12/19/2014	80.00000	Reg Earns	4,230.77	5110000000	0501	2118	0501	2118	14	X14	KM	12/13/2014	N	7746
0027914738	12/27/2014	12/29/2014	52690960	1/2/2015	13.17000	REG- Oth ERN	383.250	5150000000	0501	2118	0501	2118	14	A14	RG	12/27/2014	N	41694
0027914738	12/27/2014	12/29/2014	52690960	1/2/2015	29.75000	REG- Oth ERN	865.730	5150000000	0501	2118	0501	2118	14	A14	RG	12/20/2014	N	41694
0039287313	12/27/2014	12/29/2014	52787544	1/2/2015	80.00000	Reg Earns	4,230.77	5110000000	0501	2118	0501	2118	14	X14	KM	12/27/2014	N	7746
0009662487	12/13/2014	12/16/2014	52536096	12/19/2014	80.00000	Reg Earns	4,453.85	5110000000	0501	2118	0501	2118	14	X14	LM	12/13/2014	N	29105
0009662487	12/27/2014	12/29/2014	52787536	1/2/2015	80.00000	Reg Earns	4,453.85	5110000000	0501	2118	0501	2118	14	X14	LM	12/27/2014	N	29105
0009624909	1/3/2015	12/29/2014	52787535	1/9/2015	40.00000	Accrual	4,488.46	5110000000	0501	2118	0501	2118	14	X14	DM	12/27/2014	N	54987
0027914738	1/3/2015	1/6/2015	0	1/5/2015	15.17000	Non-Exempt Accrual	441.450	5150000000	0501	2118	0501	2118	14	A14	RG	1/3/2015	N	41694
0027914738	1/3/2015	1/6/2015	0	1/5/2015	3.75000	Non-Exempt Accrual	109.130	5150000000	0501	2118	0501	2118	14	A14	RG	1/3/2015	N	41694
0032465940	12/13/2014	12/16/2014	52536099	12/19/2014	80.00000	Reg Earns	4,596.15	5110000000	0501	2118	0501	2118	14	X14	KM	12/13/2014	N	0617
0032465940	12/27/2014	12/29/2014	52787539	1/2/2015	80.00000	Reg Earns	4,596.15	5110000000	0501	2118	0501	2118	14	X14	KM	12/27/2014	N	0617
0003017688	12/13/2014	12/16/2014	52536094	12/19/2014	40.00000	VAN- Oth ERN	5,271.15	5110000000	0501	2118	0501	2118	14	X14	DM	12/13/2014	N	42637
0003017688	1/3/2015	12/29/2014	52787534	1/9/2015	40.00000	Accrual	5,271.15	5110000000	0501	2118	0501	2118	14	X14	DM	12/27/2014	N	42637
0052017944	1/3/2015	1/6/2015	1.50104E+14	1/3/2015	80.00000	REG- Oth ERN	6,153.85	5110000000	0501	2118	0501	2118	14	X14	DM	12/27/2014	Y	42954
0052017944	12/26/2014	1/6/2015	1.41227E+14	12/26/2014	80.00000	REG- Oth ERN	6,153.85	5110000000	0501	2118	0501	2118	14	X14	DM	12/13/2014	Y	42954
0051463719	12/6/2014	12/9/2014	52294031	12/3/2014	175.69000	VPO- Oth ERN	7,061.39	5110000000	0501	2118	0501	2118	14	X14	EX	12/1/2014	Y	39406
0021193644	12/13/2014	12/16/2014	52540236	12/19/2014	80.00000	Reg Earns	7,123.08	5110000000	0501	2118	2950	2118	14	X14	DM	12/13/2014	N	42185
0021193644	12/27/2014	12/29/2014	52791751	1/2/2015	80.00000	Reg Earns	7,123.08	5110000000	0501	2118	2950	2118	14	X14	DM	12/27/2014	N	42185
0035697903	12/13/2014	12/16/2014	52540220	12/19/2014	98.96000	VPO- Oth ERN	7,521.91	5110000000	0501	2118	0501	2118	14	X14	KM	12/8/2014	N	39408
0009624909	12/13/2014	12/16/2014	52536095	12/19/201														

Data Entry View									
Document Number	120225940	Company Code	1114	Fiscal Year	2014				
Document Date	12/31/2014	Posting Date	12/31/2014	Period	11				
Reference	PRE118	Orig-Comp.No.	0101281742160114						
Currency	USD	Plant		Ledger Group					

Chng doc.	D	Item	PK	Cost	Cl	S	GL Account	GL account name	Amount	Curr.	Amount in LC	LCurr	LC2 amount	LCur2	Profit Center
	H	19	50	93202000			7010110	EXEMPT PAYROLL	9,627.39	USD	9,627.39	USD	9,627.39	USD	H252
	H	31	50	93202000			7010110	EXEMPT PAYROLL	12,773.16	USD	12,773.16	USD	12,773.16	USD	H252
	H	41	50	93202000			7010110	EXEMPT PAYROLL	21,002.12	USD	21,002.12	USD	21,002.12	USD	H252

Payroll EXPAT salary reclass entry included in 511000000 total.

B4

511000000 209,005.17 152.91 m 209,158.08 B1  
515000000 12,552.04 B1  
518000000 12.69 B1

GL\_EMP\_ACCOUNTING

411

m Reconciling difference; deemed immaterial.

ID	Pay Period End	Run Date	Check #	Check Dt	Hrs/Units	Line Descr	Amount	Acct	GL Loc	GL Exp Ctr	LD Loc	LD Exp Ctr	Co	Group	Empl Class	Earns End	Off Cycle	Job Code
0052343803	12/13/2014	12/16/2014	52537489	12/19/2014	8.00000	VAN- Oth ERN	236.150	5110000000	0501	3350	0501	3350	14	X14	EX	12/13/2014	N	6579
0056074578	12/13/2014	12/16/2014	52540254	12/19/2014	80.00000	Reg Earnings	2884.620	5110000000	0501	3350	2950	3350	14	X14	EX	12/13/2014	N	1432
0052343803	12/13/2014	12/16/2014	52537489	12/19/2014	80.00000	Reg Earnings	2361.540	5110000000	0501	3350	0501	3350	14	X14	EX	12/13/2014	N	6579
0052343803	12/13/2014	12/16/2014	52537489	12/19/2014	-8.00000	Reg Hrs	-236.150	5110000000	0501	3350	0501	3350	14	X14	EX	12/13/2014	N	6579
0060200359	12/13/2014	12/16/2014	52537503	12/19/2014	80.00000	Reg Earnings	2103.850	5110000000	0501	3350	0501	3350	14	X14	EX	12/13/2014	N	6583
0056074578	12/27/2014	12/29/2014	52791765	1/2/2015	-8.00000	Reg Hrs	-288.460	5110000000	0501	3350	2950	3350	14	X14	EX	12/27/2014	N	1432
0054164892	12/13/2014	12/16/2014	52537491	12/19/2014	-4.00000	Reg Hrs	-144.420	5110000000	0501	3350	0501	3350	14	X14	EX	12/13/2014	N	29129
0060200359	1/3/2015	12/29/2014	52788943	1/9/2015	40.00000	Accrual	1051.930	5110000000	0501	3350	0501	3350	14	X14	EX	12/27/2014	N	6583
0052343803	1/3/2015	12/29/2014	52788928	1/9/2015	40.00000	Accrual	1180.770	5110000000	0501	3350	0501	3350	14	X14	EX	12/27/2014	N	6579
0056074578	1/3/2015	12/29/2014	52791765	1/9/2015	-16.00000	Accrual	-576.930	5110000000	0501	3350	2950	3350	14	X14	EX	12/27/2014	N	1432
0056074578	12/27/2014	12/29/2014	52791765	1/2/2015	8.00000	PHE- Oth ERN	288.460	5110000000	0501	3350	2950	3350	14	X14	EX	12/27/2014	N	1432
0056074578	1/3/2015	12/29/2014	52791765	1/9/2015	40.00000	Accrual	1442.310	5110000000	0501	3350	2950	3350	14	X14	EX	12/27/2014	N	1432
0060200359	12/27/2014	12/29/2014	52788943	1/2/2015	80.00000	Reg Earnings	2103.850	5110000000	0501	3350	0501	3350	14	X14	EX	12/27/2014	N	6583
0052343803	12/27/2014	12/29/2014	52788928	1/2/2015	80.00000	Reg Earnings	2361.540	5110000000	0501	3350	0501	3350	14	X14	EX	12/27/2014	N	6579
0056074578	12/27/2014	12/29/2014	52791765	1/2/2015	-32.00000	Reg Hrs	-1153.850	5110000000	0501	3350	2950	3350	14	X14	EX	12/27/2014	N	1432
0056074578	1/3/2015	12/29/2014	52791765	1/9/2015	16.00000	Accrual	576.930	5110000000	0501	3350	2950	3350	14	X14	EX	12/27/2014	N	1432
0056074578	12/27/2014	12/29/2014	52791765	1/2/2015	80.00000	Reg Earnings	2884.620	5110000000	0501	3350	2950	3350	14	X14	EX	12/27/2014	N	1432
0056074578	12/27/2014	12/29/2014	52791765	1/2/2015	32.00000	VAN- Oth ERN	1153.850	5110000000	0501	3350	2950	3350	14	X14	EX	12/27/2014	N	1432
0054164892	12/13/2014	12/16/2014	52537491	12/19/2014	-4.00000	Reg Hrs	-144.420	5110000000	0501	3350	0501	3350	14	X14	EX	12/13/2014	N	29129
0056074578	12/26/2014	1/6/2015	94743710	12/31/2014	0.00000	XGU- Oth ERN	3276.570	5110000000	0501	3350	2950	3350	14	X14	EX	12/26/2014	Y	1432
0056074578	1/3/2015	12/29/2014	52791765	1/9/2015	-4.00000	Accrual	-144.230	5110000000	0501	3350	2950	3350	14	X14	EX	12/27/2014	N	1432
0056593866	12/6/2014	12/9/2014	52294208	12/5/2014	0.00000	XTR- Oth ERN	2500.000	5110000000	0501	3350	2950	3350	14	X14	KM	12/6/2014	Y	43051
0056593866	12/6/2014	12/9/2014	52294208	12/5/2014	0.00000	XSC- Oth ERN	4000.000	5110000000	0501	3350	2950	3350	14	X14	KM	12/6/2014	Y	43051
0028898674	12/13/2014	12/16/2014	52537482	12/19/2014	-8.00000	Reg Hrs	-290.000	5110000000	0501	3350	0501	3350	14	X14	EX	12/13/2014	N	29129
0047918990	12/13/2014	12/16/2014	52537484	12/19/2014	80.00000	Reg Earnings	2984.620	5110000000	0501	3350	0501	3350	14	X14	EX	12/13/2014	N	29129
0032477119	12/13/2014	12/16/2014	94555898	12/10/2014	0.00000	XGU- Oth ERN	-127.740	5110000000	0501	3350	2950	3350	14	X14	LM	12/13/2014	Y	54819
0055769582	12/13/2014	12/16/2014	94555981	12/10/2014	0.00000	XGU- Oth ERN	-120.430	5110000000	0501	3350	2950	3350	14	X14	EX	12/13/2014	Y	54818
0055910913	12/13/2014	12/16/2014	94557558	12/12/2014	0.00000	XGU- Oth ERN	18700.370	5110000000	0501	3350	2950	3350	14	X14	EX	12/13/2014	Y	54818
0055910913	12/13/2014	12/16/2014	52540253	12/19/2014	80.00000	Reg Earnings	3019.230	5110000000	0501	3350	2950	3350	14	X14	EX	12/13/2014	N	54818
0056593866	12/13/2014	12/16/2014	52540256	12/19/2014	80.00000	Reg Earnings	5119.230	5110000000	0501	3350	2950	3350	14	X14	KM	12/13/2014	N	43051
0028898674	12/13/2014	12/16/2014	52537482	12/19/2014	8.00000	VAN- Oth ERN	290.000	5110000000	0501	3350	0501	3350	14	X14	EX	12/13/2014	N	29129
0054160916	12/13/2014	12/16/2014	94555973	12/10/2014	0.00000	XGU- Oth ERN	-120.430	5110000000	0501	3350	2950	3350	14	X14	EX	12/13/2014	Y	54822
0054200118	12/13/2014	12/16/2014	52540251	12/19/2014	80.00000	Reg Earnings	4692.310	5110000000	0501	3350	2950	3350	14	X14	LM	12/13/2014	N	54819
0055910913	12/13/2014	12/16/2014	52426239	12/15/2014	0.00000	XGU- Oth ERN	554.910	5110000000	0501	3350	2950	3350	14	X14	EX	12/13/2014	Y	54818
0056593866	12/13/2014	12/16/2014	52540256	12/19/2014	0.00000	XGS- Oth ERN	696.460	5110000000	0501	3350	2950	3350	14	X14	KM	12/13/2014	N	43051
0028898674	12/13/2014	12/16/2014	52537482	12/19/2014	8.00000	VAN- Oth ERN	290.000	5110000000	0501	3350	0501	3350	14	X14	EX	12/13/2014	N	29129
0049394356	12/13/2014	12/16/2014	52537485	12/19/2014	44.00000	VAN- Oth ERN	1303.080	5110000000	0501	3350	0501	3350	14	X14	EX	12/13/2014	N	6579
0051848786	12/13/2014	12/16/2014	94555921	12/10/2014	0.00000	XGU- Oth ERN	-120.420	5110000000	0501	3350	2950	3350	14	X14	EX	12/13/2014	Y	54820
0059799668	12/13/2014	12/16/2014	94556031	12/10/2014	0.00000	XGU- Oth ERN	-120.420	5110000000	0501	3350	2950	3350	14	X14	EX	12/13/2014	Y	54821
0055910913	12/13/2014	12/16/2014	94555989	12/10/2014	0.00000	XGU- Oth ERN	-11845.910	5110000000	0501	3350	2950	3350	14	X14	EX	12/13/2014	Y	54818
0055910913	12/13/2014	12/16/2014	94555989	12/10/2014	0.00000	XGU- Oth ERN	11845.910	5110000000	0501	3350	2950	3350	14	X14	EX	12/13/2014	Y	54818
0028898674	12/13/2014	12/16/2014	52537482	12/19/2014	-8.00000	Reg Hrs	-290.000	5110000000	0501	3350	0501	3350	14	X14	EX	12/13/2014	N	29129
0028898674	12/13/2014	12/16/2014	52537482	12/19/2014	80.00000	Reg Earnings	2900.000	5110000000	0501	3350	0501	3350	14	X14	EX	12/13/2014	N	29129
0049394356	12/13/2014	12/16/2014	52537485	12/19/2014	-44.00000	Reg Hrs	-1303.080	5110000000	0501	3350	0501	3350	14	X14	EX	12/13/2014	N	6579
0049394356	12/13/2014	12/16/2014	52537485	12/19/2014	80.00000	Reg Earnings	2369.230	5110000000	0501	3350	0501	3350	14	X14	EX	12/13/2014	N	6579
0049394356	12/13/2014	12/16/2014	52537485	12/19/2014	-4.00000	Reg Hrs	-118.460	5110000000	0501	3350	0501	3350	14	X14	EX	12/13/2014	N	6579
0054200118	12/13/2014	12/16/2014	52540251	12/19/2014	0.00000	XGS- Oth ERN	669.230	5110000000	0501	3350	2950	3350	14	X14	LM	12/13/2014	N	54819
0055910913	12/13/2014	12/16/2014	52426239	12/15/2014	0.00000	XUA- Oth ERN	1000.000	5110000000	0501	3350	2950	3350	14	X14	EX	12/13/2014	Y	54818
0056593866	12/13/2014	12/16/2014	52540257	12/19/2014	0.00000	XGU- Oth ERN	489.580	5110000000	0501	3350	2950	3350	14	X14	KM	12/13/2014	N	43051
0055011993	1/3/2015	12/29/2014	52788931	1/9/2015	-4.00000	Accrual	-117.310	5110000000	0501	3350	0501	3350	14	X14	EX	12/27/2014	N	6579
0055910913	12/20/2014	12/22/2014	52555070	12/17/2014	0.00000	XGU- Oth ERN	983.530	5110000000	0501	3350	2950	3350	14	X14	EX	12/20/2014	Y	54818
0055910913	12/20/2014	12/22/2014	52555070	12/17/2014	0.00000	XGS- Oth ERN	2785.860	5110000000	0501	3350	2950	3350	14	X14	EX	12/20/2014	Y	54818
0028898674	12/27/2014	12/29/2014	52788921	1/2/2015	80.00000	Reg Earnings	2900.000	5110000000	0501	3350	0501	3350	14	X14	EX	12/27/2014	N	29129
0047918990	12/27/2014	12/29/2014	52788923	1/2/2015	80.00000	Reg Earnings	2984.620	5110000000	0501	3350	0501	3350	14	X14	EX	12/27/2014	N	29129
0054200118	12/27/2014	12/29/2014	52791762	1/2/2015	0.00000	XGS- Oth ERN	669.230	5110000000	0501	3350	2950	3350	14	X14	LM	12/27/2014	N	54819

0055910913	12/27/2014	12/29/2014	52791764	1/2/2015	80.00000	Reg Earnings	3019.230	5110000000	0501	3350	2950	3350	14	X14	EX	12/27/2014	N	54818
0056593866	1/3/2015	12/29/2014	52791767	1/9/2015	40.00000	Accrual	2559.620	5110000000	0501	3350	2950	3350	14	X14	KM	12/27/2014	N	43051
0049394356	1/3/2015	12/29/2014	52788924	1/9/2015	40.00000	Accrual	1184.620	5110000000	0501	3350	0501	3350	14	X14	EX	12/27/2014	N	6579
0055910913	12/27/2014	12/29/2014	52791764	1/2/2015	0.00000	XGU- Oth ERN	334.840	5110000000	0501	3350	2950	3350	14	X14	EX	12/27/2014	N	54818
0056593866	12/27/2014	12/29/2014	52791767	1/2/2015	80.00000	Reg Earnings	5119.230	5110000000	0501	3350	2950	3350	14	X14	KM	12/27/2014	N	43051
0055011993	1/3/2015	12/29/2014	52788931	1/9/2015	-4.00000	Accrual	-117.310	5110000000	0501	3350	0501	3350	14	X14	EX	12/27/2014	N	6579
0049394356	12/27/2014	12/29/2014	52788924	1/2/2015	80.00000	Reg Earnings	2369.230	5110000000	0501	3350	0501	3350	14	X14	EX	12/27/2014	N	6579
0054200118	1/3/2015	12/29/2014	52791762	1/9/2015	40.00000	Accrual	2346.160	5110000000	0501	3350	2950	3350	14	X14	LM	12/27/2014	N	54819
0056593866	12/27/2014	12/29/2014	52791767	1/2/2015	0.00000	XGS- Oth ERN	696.460	5110000000	0501	3350	2950	3350	14	X14	KM	12/27/2014	N	43051
0028898674	1/3/2015	12/29/2014	52788921	1/9/2015	40.00000	Accrual	1450.000	5110000000	0501	3350	0501	3350	14	X14	EX	12/27/2014	N	29129
0047918990	1/3/2015	12/29/2014	52788923	1/9/2015	40.00000	Accrual	1492.310	5110000000	0501	3350	0501	3350	14	X14	EX	12/27/2014	N	29129
0054200118	12/27/2014	12/29/2014	52791762	1/2/2015	80.00000	Reg Earnings	4692.310	5110000000	0501	3350	2950	3350	14	X14	LM	12/27/2014	N	54819
0058086349	1/3/2015	12/29/2014	52788937	1/9/2015	-4.00000	Accrual	-115.770	5110000000	0501	3350	0501	3350	14	X14	EX	12/27/2014	N	6579
0055910913	1/3/2015	12/29/2014	52791764	1/9/2015	40.00000	Accrual	1509.620	5110000000	0501	3350	2950	3350	14	X14	EX	12/27/2014	N	54818
0054200118	12/26/2014	1/6/2015	94743717	12/31/2014	0.00000	XGU- Oth ERN	1244.390	5110000000	0501	3350	2950	3350	14	X14	LM	12/26/2014	Y	54819
0055910913	12/26/2014	1/6/2015	94743681	12/31/2014	0.00000	XGU- Oth ERN	50653.010	5110000000	0501	3350	2950	3350	14	X14	EX	12/26/2014	Y	54818
0054200118	12/26/2014	1/6/2015	52819778	12/31/2014	0.00000	XHL- Oth ERN	8402.400	5110000000	0501	3350	2950	3350	14	X14	LM	12/26/2014	Y	54819
0056593866	12/26/2014	1/6/2015	94743670	12/31/2014	0.00000	XGU- Oth ERN	1555.080	5110000000	0501	3350	2950	3350	14	X14	KM	12/26/2014	Y	43051
0054200118	12/26/2014	1/6/2015	52819778	12/31/2014	0.00000	XGU- Oth ERN	815.670	5110000000	0501	3350	2950	3350	14	X14	LM	12/26/2014	Y	54819
0056153240	12/13/2014	12/16/2014	52537496	12/19/2014	-3.00000	Reg Hrs	-109.900	5110000000	0501	3350	0501	3350	14	X14	EX	12/13/2014	N	29129
0032282808	12/13/2014	12/16/2014	94605971	12/19/2014	0.00000	XGU- Oth ERN	771.250	5110000000	0501	3350	2950	3350	14	X14	DM	12/13/2014	N	54130
0053908000	12/13/2014	12/16/2014	52537490	12/19/2014	-20.00000	Reg Hrs	-527.880	5110000000	0501	3350	0501	3350	14	X14	EX	12/13/2014	N	6583
0032282808	12/13/2014	12/16/2014	52540243	12/19/2014	0.00000	XGS- Oth ERN	1056.920	5110000000	0501	3350	2950	3350	14	X14	DM	12/13/2014	N	54130
0053908000	12/13/2014	12/16/2014	52537490	12/19/2014	80.00000	Reg Earnings	2111.540	5110000000	0501	3350	0501	3350	14	X14	EX	12/13/2014	N	6583
0032282808	12/13/2014	12/16/2014	52540243	12/19/2014	80.00000	Reg Earnings	7500.000	5110000000	0501	3350	2950	3350	14	X14	DM	12/13/2014	N	54130
0053908000	12/13/2014	12/16/2014	52537490	12/19/2014	20.00000	VAN- Oth ERN	527.880	5110000000	0501	3350	0501	3350	14	X14	EX	12/13/2014	N	6583
0032282808	12/27/2014	12/29/2014	52791756	1/2/2015	0.00000	XGS- Oth ERN	1056.920	5110000000	0501	3350	2950	3350	14	X14	DM	12/27/2014	N	54130
0053908000	1/3/2015	12/29/2014	52788929	1/9/2015	40.00000	Accrual	1055.770	5110000000	0501	3350	0501	3350	14	X14	EX	12/27/2014	N	6583
0045534765	12/28/2014	12/29/2014	1.41226E+14	12/26/2014	0.00000	XTA- Oth ERN	-10563.640	5110000000	0501	3350	2950	3350	14	X14	KM	12/28/2014	Y	6276
0032282808	1/3/2015	12/29/2014	52791756	1/9/2015	40.00000	Accrual	3750.000	5110000000	0501	3350	2950	3350	14	X14	DM	12/27/2014	N	54130
0053908000	12/27/2014	12/29/2014	52788929	1/2/2015	80.00000	Reg Earnings	2111.540	5110000000	0501	3350	0501	3350	14	X14	EX	12/27/2014	N	6583
0045534765	12/28/2014	12/29/2014	1.41226E+14	12/26/2014	0.00000	XGU- Oth ERN	-155.430	5110000000	0501	3350	2950	3350	14	X14	KM	12/28/2014	Y	6276
0032282808	12/27/2014	12/29/2014	52791756	1/2/2015	80.00000	Reg Earnings	7500.000	5110000000	0501	3350	2950	3350	14	X14	DM	12/27/2014	N	54130
0060307311	1/3/2015	12/29/2014	52788946	1/9/2015	-4.00000	Accrual	-105.190	5110000000	0501	3350	0501	3350	14	X14	EX	12/27/2014	N	6583
0032282808	12/26/2014	1/6/2015	94743790	12/31/2014	0.00000	XGU- Oth ERN	3670.640	5110000000	0501	3350	2950	3350	14	X14	DM	12/26/2014	Y	54130
0039230388	12/13/2014	12/16/2014	52540246	12/19/2014	0.00000	XGU- Oth ERN	328.190	5110000000	0501	3350	2950	3350	14	X14	KM	12/13/2014	N	43051
0051347292	12/13/2014	12/16/2014	52537486	12/19/2014	80.00000	Reg Earnings	5123.080	5110000000	0501	3350	0501	3350	14	X14	EX	12/13/2014	N	8300
0052660412	12/13/2014	12/16/2014	52540249	12/19/2014	80.00000	Reg Earnings	3580.770	5110000000	0501	3350	2950	3350	14	X14	EX	12/13/2014	N	6348
0062324991	12/13/2014	12/16/2014	52537512	12/19/2014	80.00000	Reg Earnings	2111.540	5110000000	0501	3350	0501	3350	14	X14	EX	12/13/2014	N	6583
0039230388	12/13/2014	12/16/2014	52540245	12/19/2014	80.00000	Reg Earnings	4807.690	5110000000	0501	3350	2950	3350	14	X14	KM	12/13/2014	N	43051
0052660412	12/13/2014	12/16/2014	94555935	12/10/2014	0.00000	XGU- Oth ERN	-4236.750	5110000000	0501	3350	2950	3350	14	X14	EX	12/13/2014	Y	6348
0055708614	12/13/2014	12/16/2014	52537494	12/19/2014	80.00000	Reg Earnings	2880.770	5110000000	0501	3350	0501	3350	14	X14	EX	12/13/2014	N	29129
0062324991	12/13/2014	12/16/2014	52537512	12/19/2014	-16.00000	Reg Hrs	-422.310	5110000000	0501	3350	0501	3350	14	X14	EX	12/13/2014	N	6583
0060307311	1/3/2015	12/29/2014	52788946	1/9/2015	-4.00000	Accrual	-105.190	5110000000	0501	3350	0501	3350	14	X14	EX	12/27/2014	N	6583
0052660412	12/13/2014	12/16/2014	94555935	12/10/2014	0.00000	XGU- Oth ERN	4236.750	5110000000	0501	3350	2950	3350	14	X14	EX	12/13/2014	Y	6348
0039230388	12/13/2014	12/16/2014	52540245	12/19/2014	0.00000	XGS- Oth ERN	731.080	5110000000	0501	3350	2950	3350	14	X14	KM	12/13/2014	N	43051
0051686244	12/13/2014	12/16/2014	52537487	12/19/2014	80.00000	Reg Earnings	2103.850	5110000000	0501	3350	0501	3350	14	X14	EX	12/13/2014	N	6583
0052660412	12/13/2014	12/16/2014	94557541	12/12/2014	0.00000	XGU- Oth ERN	7292.540	5110000000	0501	3350	2950	3350	14	X14	EX	12/13/2014	Y	6348
0062324991	12/13/2014	12/16/2014	52537512	12/19/2014	16.00000	PHE- Oth ERN	422.310	5110000000	0501	3350	0501	3350	14	X14	EX	12/13/2014	N	6583
0062486386	12/27/2014	12/29/2014	52690452	1/2/2015	40.00000	REG- Oth ERN	796.000	5150000000	0501	3350	0501	3350	14	A14	RG	12/20/2014	N	2844
0066101452	12/27/2014	12/29/2014	94690992	1/2/2015	40.00000	REG- Oth ERN	813.600	5150000000	0501	3350	0501	3350	14	A14	RG	12/20/2014	N	2844
0039230388	1/3/2015	12/29/2014	52791758	1/9/2015	40.00000	Accrual	2403.850	5110000000	0501	3350	2950	3350	14	X14	KM	12/27/2014	N	43051
0051347292	1/3/2015	12/29/2014	52788925	1/9/2015	-4.00000	Accrual	-256.160	5110000000	0501	3350	0501	3350	14	X14	EX	12/27/2014	N	8300
0051347292	12/27/2014	12/29/2014	52788925	1/2/2015	-24.00000	Reg Hrs	-1536.920	5110000000	0501	3350	0501	3350	14	X14	EX	12/27/2014	N	8300
0051347292	1/3/2015	12/29/2014	52788925	1/9/2015	12.00000	Accrual	768.460	5110000000	0501	3350	0501	3350	14	X14	EX	12/27/2014	N	8300
0052660412	1/3/2015	12/29/2014	52789138	1/9/2015	20.00000	Accrual	895.200	5110000000	0501	3350	2950	3350	14	X14	EX	12/20/2014	N	6354
0055708614	12/27/2014	12/29/2014	52788933	1/2/2015	80.00000	Reg Earnings	2880.770	5110000000	0501	3350	0501	3350	14	X14	EX	12/27/2014	N	29129
0039230388	12/27/2014	12/29/2014	52791758	1/2/2015	80.00000	Reg Earnings	4807.690	5110000000	0501	3350	2950	3350	14	X14	KM	12/27/2014	N	43051
0054200118	12/13/2014	12/16/2014	94555975	1/2/2015	0.00000</													

0051347292	1/3/2015	12/29/2014	52788925	1/9/2015	4.00000	Accrual	256.160	5110000000	0501	3350	0501	3350	14	X14	EX	12/27/2014	N	8300
0051347292	12/27/2014	12/29/2014	52788925	1/2/2015	24.00000	VAN- Oth ERN	1536.920	5110000000	0501	3350	0501	3350	14	X14	EX	12/27/2014	N	8300
0052660412	12/27/2014	12/29/2014	52789138	1/2/2015	40.00000	Reg Earnings	1790.390	5110000000	0501	3350	2950	3350	14	X14	EX	12/20/2014	N	6354
0059881581	1/3/2015	12/29/2014	52788940	1/9/2015	20.00000	Accrual	519.230	5110000000	0501	3350	0501	3350	14	X14	EX	12/20/2014	N	6583
0039230388	12/27/2014	12/29/2014	52791758	1/2/2015	0.00000	XGS- Oth ERN	731.080	5110000000	0501	3350	2950	3350	14	X14	KM	12/27/2014	N	43051
0051347292	12/27/2014	12/29/2014	52788925	1/2/2015	8.00000	PHE- Oth ERN	512.310	5110000000	0501	3350	0501	3350	14	X14	EX	12/27/2014	N	8300
0051347292	1/3/2015	12/29/2014	52788925	1/9/2015	40.00000	Accrual	2561.540	5110000000	0501	3350	0501	3350	14	X14	EX	12/27/2014	N	8300
0051686244	1/3/2015	12/29/2014	52788926	1/9/2015	40.00000	Accrual	1051.930	5110000000	0501	3350	0501	3350	14	X14	EX	12/27/2014	N	6583
0059881581	12/27/2014	12/29/2014	52788940	1/2/2015	40.00000	Reg Earnings	1038.460	5110000000	0501	3350	0501	3350	14	X14	EX	12/20/2014	N	6583
0059881581	1/3/2015	12/29/2014	52788940	1/9/2015	20.00000	Accrual	519.230	5110000000	0501	3350	0501	3350	14	X14	EX	12/27/2014	N	6583
0062324991	1/3/2015	12/29/2014	52788952	1/9/2015	40.00000	Accrual	1055.770	5110000000	0501	3350	0501	3350	14	X14	EX	12/27/2014	N	6583
0062486386	12/27/2014	12/29/2014	52690452	1/2/2015	20.77000	REG- Oth ERN	413.320	5150000000	0501	3350	0501	3350	14	A14	RG	12/27/2014	N	2844
0051347292	12/27/2014	12/29/2014	52788925	1/2/2015	80.00000	Reg Earnings	5123.080	5110000000	0501	3350	0501	3350	14	X14	EX	12/27/2014	N	8300
0051347292	1/3/2015	12/29/2014	52788925	1/9/2015	-12.00000	Accrual	-768.460	5110000000	0501	3350	0501	3350	14	X14	EX	12/27/2014	N	8300
0051686244	12/27/2014	12/29/2014	52788926	1/2/2015	80.00000	Reg Earnings	2103.850	5110000000	0501	3350	0501	3350	14	X14	EX	12/27/2014	N	6583
0055708614	1/3/2015	12/29/2014	52788933	1/9/2015	40.00000	Accrual	1440.390	5110000000	0501	3350	0501	3350	14	X14	EX	12/27/2014	N	29129
0059881581	12/27/2014	12/29/2014	52788940	1/2/2015	40.00000	Reg Earnings	1038.460	5110000000	0501	3350	0501	3350	14	X14	EX	12/27/2014	N	6583
0062324991	12/27/2014	12/29/2014	52788952	1/2/2015	80.00000	Reg Earnings	2111.540	5110000000	0501	3350	0501	3350	14	X14	EX	12/27/2014	N	6583
0025006743	12/20/2014	12/22/2014	52555044	12/17/2014	0.00000	XGU- Oth ERN	1.710	5110000000	0501	3350	2950	3350	14	X14	KM	12/20/2014	Y	53611
0039230388	12/26/2014	1/6/2015	94743725	12/31/2014	0.00000	XGU- Oth ERN	446.570	5110000000	0501	3350	2950	3350	14	X14	KM	12/26/2014	Y	43051
0062486386	12/26/2014	1/6/2015	1.41231E+14	12/31/2014	32.00000	REG- Oth ERN	595.200	5150000000	0501	3350	0501	3350	14	A14	RG	12/13/2014	Y	2844
0039230388	1/3/2015	1/6/2015	52820041	1/6/2015	0.00000	XUA- Oth ERN	638.800	5110000000	0501	3350	2950	3350	14	X14	KM	1/3/2015	Y	43051
0056593866	12/13/2014	12/16/2014	52540256	12/19/2014	0.00000	XGU- Oth ERN	10.250	5110000000	0501	3350	2950	3350	14	X14	KM	12/13/2014	N	43051
0062486386	12/26/2014	1/6/2015	1.41231E+14	12/31/2014	39.75000	REG- Oth ERN	739.350	5150000000	0501	3350	0501	3350	14	A14	RG	12/6/2014	Y	2844
0039230388	12/13/2014	12/16/2014	52540245	12/19/2014	0.00000	XGU- Oth ERN	10.760	5110000000	0501	3350	2950	3350	14	X14	KM	12/13/2014	N	43051
0062486386	1/3/2015	1/6/2015	0	1/5/2015	30.02000	Non-Exempt Accrual	597.400	5150000000	0501	3350	0501	3350	14	A14	RG	1/3/2015	N	2844
0066101452	1/3/2015	1/6/2015	0	1/5/2015	31.73000	Non-Exempt Accrual	645.390	5150000000	0501	3350	0501	3350	14	A14	RG	1/3/2015	N	2844
0065464752	12/13/2014	12/16/2014	52429396	12/19/2014	0.47000	ZOT- Oth ERN	12.690	5180000000	0501	3350	0501	3350	14	A14	RG	12/13/2014	N	6575
0032477119	12/13/2014	12/16/2014	52540244	12/19/2014	80.00000	Reg Earnings	4488.460	5110000000	0501	3350	2950	3350	14	X14	LM	12/13/2014	N	54819
0055769582	12/13/2014	12/16/2014	52540252	12/19/2014	0.00000	XGS- Oth ERN	492.920	5110000000	0501	3350	2950	3350	14	X14	EX	12/13/2014	N	54818
0037761491	12/13/2014	12/16/2014	94556556	12/11/2014	0.00000	XGU- Oth ERN	15.400	5110000000	0501	3350	2950	3350	14	X14	KM	12/13/2014	Y	6276
0060282274	12/13/2014	12/16/2014	52537505	12/19/2014	80.00000	Reg Earnings	2115.380	5110000000	0501	3350	0501	3350	14	X14	EX	12/13/2014	N	6583
0025006743	12/13/2014	12/16/2014	52540242	12/19/2014	0.00000	XGU- Oth ERN	20.550	5110000000	0501	3350	2950	3350	14	X14	KM	12/13/2014	N	53611
0032477119	12/13/2014	12/16/2014	52540244	12/19/2014	0.00000	XGS- Oth ERN	603.690	5110000000	0501	3350	2950	3350	14	X14	LM	12/13/2014	N	54819
0032282808	12/13/2014	12/16/2014	52540243	12/19/2014	0.00000	XGU- Oth ERN	25.440	5110000000	0501	3350	2950	3350	14	X14	DM	12/13/2014	N	54130
0030452296	12/13/2014	12/16/2014	52540229	12/19/2014	0.00000	XGU- Oth ERN	25.440	5110000000	0501	3350	2950	3350	14	X14	SM	12/13/2014	N	54129
0032733230	12/13/2014	12/16/2014	52540230	12/19/2014	0.00000	XGU- Oth ERN	26.950	5110000000	0501	3350	2950	3350	14	X14	SM	12/13/2014	N	54159
0055769582	12/13/2014	12/16/2014	52540252	12/19/2014	80.00000	Reg Earnings	3365.380	5110000000	0501	3350	2950	3350	14	X14	EX	12/13/2014	N	54818
0054200118	12/13/2014	12/16/2014	94555975	12/10/2014	0.00000	XGU- Oth ERN	33.290	5110000000	0501	3350	2950	3350	14	X14	LM	12/13/2014	Y	54819
0054200118	12/13/2014	12/16/2014	94557552	12/12/2014	0.00000	XGU- Oth ERN	35.810	5110000000	0501	3350	2950	3350	14	X14	LM	12/13/2014	Y	54819
0032477119	12/13/2014	12/16/2014	52540244	12/19/2014	0.00000	XGU- Oth ERN	50.360	5110000000	0501	3350	2950	3350	14	X14	LM	12/13/2014	N	54819
0062324876	12/13/2014	12/16/2014	52537511	12/19/2014	80.00000	Reg Earnings	2111.540	5110000000	0501	3350	0501	3350	14	X14	EX	12/13/2014	N	6583
0032477119	1/3/2015	12/29/2014	52791757	1/9/2015	40.00000	Accrual	2244.230	5110000000	0501	3350	2950	3350	14	X14	LM	12/27/2014	N	54819
0055769582	12/27/2014	12/29/2014	52791763	1/2/2015	80.00000	Reg Earnings	3365.380	5110000000	0501	3350	2950	3350	14	X14	EX	12/27/2014	N	54818
0032733230	12/13/2014	12/16/2014	52540230	12/19/2014	80.00000	Reg Earnings	11538.460	5110000000	0501	3350	2950	3350	14	X14	SM	12/13/2014	N	54159
0047777685	12/13/2014	12/16/2014	52537483	12/19/2014	80.00000	Reg Earnings	2311.540	5110000000	0501	3350	0501	3350	14	X14	EX	12/13/2014	N	6579
0032733230	12/13/2014	12/16/2014	52540230	12/19/2014	0.00000	XGS- Oth ERN	1119.690	5110000000	0501	3350	2950	3350	14	X14	SM	12/13/2014	N	54159
0055708366	12/13/2014	12/16/2014	52537493	12/19/2014	-40.00000	Reg Hrs	-1501.920	5110000000	0501	3350	0501	3350	14	X14	EX	12/13/2014	N	29129
0058149287	12/13/2014	12/16/2014	52537499	12/19/2014	80.00000	Reg Earnings	2623.080	5110000000	0501	3350	0501	3350	14	X14	EX	12/13/2014	N	29130
0058232174	12/13/2014	12/16/2014	52537500	12/19/2014	80.00000	Reg Earnings	2103.850	5110000000	0501	3350	0501	3350	14	X14	EX	12/13/2014	N	6583
0018513606	12/13/2014	12/16/2014	94556091	12/10/2014	0.00000	XGU- Oth ERN	214.390	5110000000	0501	3350	2950	3350	14	X14	KM	12/13/2014	Y	6276
0032733230	12/13/2014	12/16/2014	94605965	12/19/2014	0.00000	XGU- Oth ERN	1168.520	5110000000	0501	3350	2950	3350	14	X14	SM	12/13/2014	N	54159
0055708366	12/13/2014	12/16/2014	52537493	12/19/2014	80.00000	Reg Earnings	3003.850	5110000000	0501	3350	0501	3350	14	X14	EX	12/13/2014	N	29129
0039230388	1/3/2015	1/6/2015	52820041	1/6/2015	0.00000	XGU- Oth ERN	52.910	5110000000	0501	3350	2950	3350	14	X14	KM	1/3/2015	Y	43051
0055708366	12/13/2014	12/16/2014	52537493	12/19/2014	40.00000	VAN- Oth ERN	1501.920	5110000000	0501	3350	0501	3350	14	X14	EX	12/13/2014	N	29129
0058149287	1/3/2015	12/29/2014	52788938	1/9/2015	40.00000	Accrual	1311.540	5110000000	0501	3350	0501	3350	14	X14	EX	12/27/2014	N	29130
0066101429	12/27/2014	12/29/2014	94690991	1/2/2015	40.00000	REG- Oth ERN	813.600	5150000000	0501	3350	0501	3350	14	A14	RG	12/20/2014	N	2844
0032733230	1/3/2015	12/29/2014	52791745	1/9/2015	40.00000	Accrual	5769.230	5110000000	0501	3350	2950	3350	14	X14	SM	12/27/2014	N	54159
0047777685	1/3/2015	12/29/2014	52788922	1/9/2015	40.00000	Accrual	1155.											



0058149287	12/27/2014	12/29/2014	52788938	1/2/2015	80.00000	Reg Earns	2623.080	5110000000	0501	3350	0501	3350	14	X14	EX	12/27/2014	N	29130
0054200118	12/13/2014	12/16/2014	52540251	12/19/2014	0.00000	XGU- Oth ERN	55.830	5110000000	0501	3350	2950	3350	14	X14	LM	12/13/2014	N	54819
0055769582	12/27/2014	12/29/2014	52791763	1/2/2015	24.00000	VAN- Oth ERN	1009.620	5110000000	0501	3350	2950	3350	14	X14	EX	12/27/2014	N	54818
0060282274	1/3/2015	12/29/2014	52788945	1/9/2015	40.00000	Accrual	1057.690	5110000000	0501	3350	0501	3350	14	X14	EX	12/27/2014	N	6583
0032477119	12/27/2014	12/29/2014	52791757	1/2/2015	80.00000	Reg Earns	4488.460	5110000000	0501	3350	2950	3350	14	X14	LM	12/27/2014	N	54819
0056593866	12/27/2014	12/29/2014	52791767	1/2/2015	0.00000	XGU- Oth ERN	57.690	5110000000	0501	3350	2950	3350	14	X14	KM	12/27/2014	N	43051
0055769582	12/27/2014	12/29/2014	52791763	1/2/2015	0.00000	XGS- Oth ERN	492.920	5110000000	0501	3350	2950	3350	14	X14	EX	12/27/2014	N	54818
0060282274	12/27/2014	12/29/2014	52788945	1/2/2015	80.00000	Reg Earns	2115.380	5110000000	0501	3350	0501	3350	14	X14	EX	12/27/2014	N	6583
0032477119	12/27/2014	12/29/2014	52791757	1/2/2015	0.00000	XGS- Oth ERN	603.690	5110000000	0501	3350	2950	3350	14	X14	LM	12/27/2014	N	54819
0055769582	1/3/2015	12/29/2014	52791763	1/9/2015	-12.00000	Accrual	-504.810	5110000000	0501	3350	2950	3350	14	X14	EX	12/27/2014	N	54818
0062324876	1/3/2015	12/29/2014	52788951	1/9/2015	40.00000	Accrual	1055.770	5110000000	0501	3350	0501	3350	14	X14	EX	12/27/2014	N	6583
0055769582	1/3/2015	12/29/2014	52791763	1/9/2015	40.00000	Accrual	1682.690	5110000000	0501	3350	2950	3350	14	X14	EX	12/27/2014	N	54818
0055769582	12/27/2014	12/29/2014	52791763	1/2/2015	-24.00000	Reg Hrs	-1009.620	5110000000	0501	3350	2950	3350	14	X14	EX	12/27/2014	N	54818
0055769582	1/3/2015	12/29/2014	52791763	1/9/2015	12.00000	Accrual	504.810	5110000000	0501	3350	2950	3350	14	X14	EX	12/27/2014	N	54818
0062324876	12/27/2014	12/29/2014	52788951	1/2/2015	80.00000	Reg Earns	2111.540	5110000000	0501	3350	0501	3350	14	X14	EX	12/27/2014	N	6583
0037761491	12/26/2014	1/6/2015	94743730	12/31/2014	0.00000	XGU- Oth ERN	326.510	5110000000	0501	3350	2950	3350	14	X14	KM	12/26/2014	Y	6276
0032477119	12/26/2014	1/6/2015	94743634	12/31/2014	0.00000	XGU- Oth ERN	2009.310	5110000000	0501	3350	2950	3350	14	X14	LM	12/26/2014	Y	54819
0055769582	12/26/2014	1/6/2015	94743628	12/31/2014	0.00000	XGU- Oth ERN	2680.340	5110000000	0501	3350	2950	3350	14	X14	EX	12/26/2014	Y	54818
0058232174	1/3/2015	12/29/2014	52788939	1/9/2015	40.00000	Accrual	1051.930	5110000000	0501	3350	0501	3350	14	X14	EX	12/27/2014	N	6583
0066101429	12/27/2014	12/29/2014	94690991	1/2/2015	32.00000	REG- Oth ERN	650.880	5150000000	0501	3350	0501	3350	14	A14	RG	12/27/2014	N	2844
0032733230	12/27/2014	12/29/2014	52791745	1/2/2015	80.00000	Reg Earns	11538.460	5110000000	0501	3350	2950	3350	14	X14	SM	12/27/2014	N	54159
0039230388	12/27/2014	12/29/2014	52791758	1/2/2015	0.00000	XGU- Oth ERN	60.560	5110000000	0501	3350	2950	3350	14	X14	KM	12/27/2014	N	43051
0047777685	12/27/2014	12/29/2014	52788922	1/2/2015	80.00000	Reg Earns	2311.540	5110000000	0501	3350	0501	3350	14	X14	EX	12/27/2014	N	6579
0055708366	12/27/2014	12/29/2014	52788932	1/2/2015	80.00000	Reg Earns	3003.850	5110000000	0501	3350	0501	3350	14	X14	EX	12/27/2014	N	29129
0058232174	12/27/2014	12/29/2014	52788939	1/2/2015	80.00000	Reg Earns	2103.850	5110000000	0501	3350	0501	3350	14	X14	EX	12/27/2014	N	6583
0032733230	12/27/2014	12/29/2014	52791745	1/2/2015	0.00000	XGS- Oth ERN	1119.690	5110000000	0501	3350	2950	3350	14	X14	SM	12/27/2014	N	54159
0018513606	12/26/2014	1/6/2015	1.41226E+14	12/26/2014	0.00000	XGU- Oth ERN	-1434.180	5110000000	0501	3350	2950	3350	14	X14	KM	12/26/2014	Y	6276
0032733230	1/3/2015	1/6/2015	52820031	1/6/2015	0.00000	XGU- Oth ERN	662.700	5110000000	0501	3350	2950	3350	14	X14	SM	1/3/2015	Y	54159
0066101429	1/3/2015	1/6/2015	0	1/5/2015	32.00000	Non-Exempt Accrual	650.880	5150000000	0501	3350	0501	3350	14	A14	RG	1/3/2015	N	2844
0032733230	12/26/2014	1/6/2015	94743748	12/31/2014	0.00000	XGU- Oth ERN	8057.580	5110000000	0501	3350	2950	3350	14	X14	SM	12/26/2014	Y	54159
0032733230	1/3/2015	1/6/2015	52820031	1/6/2015	0.00000	XBF- Oth ERN	500.000	5110000000	0501	3350	2950	3350	14	X14	SM	1/3/2015	Y	54159
0032733230	1/3/2015	1/6/2015	52820031	1/6/2015	0.00000	XHL- Oth ERN	7500.000	5110000000	0501	3350	2950	3350	14	X14	SM	1/3/2015	N	54159
0060223047	12/13/2014	12/16/2014	52537504	12/19/2014	80.00000	Reg Earns	2103.850	5110000000	0501	3350	0501	3350	14	X14	EX	12/13/2014	N	6583
0060223047	1/3/2015	12/29/2014	52788944	1/9/2015	40.00000	Accrual	1051.930	5110000000	0501	3350	0501	3350	14	X14	EX	12/27/2014	N	6583
0060223047	12/27/2014	12/29/2014	52788944	1/2/2015	80.00000	Reg Earns	2103.850	5110000000	0501	3350	0501	3350	14	X14	EX	12/27/2014	N	6583
0054160916	12/13/2014	12/16/2014	52540250	12/19/2014	0.00000	XGS- Oth ERN	474.000	5110000000	0501	3350	2950	3350	14	X14	EX	12/13/2014	N	54822
0025006743	12/27/2014	12/29/2014	52791755	1/2/2015	0.00000	XGU- Oth ERN	70.730	5110000000	0501	3350	2950	3350	14	X14	KM	12/27/2014	N	53611
0025006743	12/20/2014	12/22/2014	52555044	12/17/2014	0.00000	XUA- Oth ERN	71.040	5110000000	0501	3350	2950	3350	14	X14	KM	12/20/2014	Y	53611
0059799668	12/13/2014	12/16/2014	52540258	12/19/2014	0.00000	XGU- Oth ERN	72.420	5110000000	0501	3350	2950	3350	14	X14	EX	12/13/2014	N	54821
0059799668	12/27/2014	12/29/2014	52791768	1/2/2015	0.00000	XGU- Oth ERN	72.420	5110000000	0501	3350	2950	3350	14	X14	EX	12/27/2014	N	54821
0054160916	12/13/2014	12/16/2014	52540250	12/19/2014	80.00000	Reg Earns	3157.690	5110000000	0501	3350	2950	3350	14	X14	EX	12/13/2014	N	54822
0054160916	12/13/2014	12/16/2014	52540250	12/19/2014	8.00000	VAN- Oth ERN	315.770	5110000000	0501	3350	2950	3350	14	X14	EX	12/13/2014	N	54822
0054160916	12/13/2014	12/16/2014	52426134	12/12/2014	0.00000	XHL- Oth ERN	1800.000	5110000000	0501	3350	2950	3350	14	X14	EX	12/13/2014	Y	54822
0054160916	12/13/2014	12/16/2014	52540250	12/19/2014	-8.00000	Reg Hrs	-315.770	5110000000	0501	3350	2950	3350	14	X14	EX	12/13/2014	N	54822
0054160916	12/13/2014	12/16/2014	52426134	12/12/2014	0.00000	XGU- Oth ERN	244.410	5110000000	0501	3350	2950	3350	14	X14	EX	12/13/2014	Y	54822
0054160916	12/27/2014	12/29/2014	52791761	1/2/2015	0.00000	XGS- Oth ERN	474.000	5110000000	0501	3350	2950	3350	14	X14	EX	12/27/2014	N	54822
0054160916	1/3/2015	12/29/2014	52791761	1/9/2015	40.00000	Accrual	1578.850	5110000000	0501	3350	2950	3350	14	X14	EX	12/27/2014	N	54822
0054160916	12/27/2014	12/29/2014	52791761	1/2/2015	80.00000	Reg Earns	3157.690	5110000000	0501	3350	2950	3350	14	X14	EX	12/27/2014	N	54822
0054160916	12/13/2014	12/16/2014	52540250	12/19/2014	0.00000	XGU- Oth ERN	76.520	5110000000	0501	3350	2950	3350	14	X14	EX	12/13/2014	N	54822
0054160916	12/26/2014	1/6/2015	94743663	12/31/2014	0.00000	XGU- Oth ERN	2306.550	5110000000	0501	3350	2950	3350	14	X14	EX	12/26/2014	Y	54822
0060199726	12/13/2014	12/16/2014	52537501	12/19/2014	80.00000	Reg Earns	2103.850	5110000000	0501	3350	0501	3350	14	X14	EX	12/13/2014	N	6583
0060199726	1/3/2015	12/29/2014	52788941	1/9/2015	40.00000	Accrual	1051.930	5110000000	0501	3350	0501	3350	14	X14	EX	12/27/2014	N	6583
0060199726	12/27/2014	12/29/2014	52788941	1/2/2015	80.00000	Reg Earns	2103.850	5110000000	0501	3350	0501	3350	14	X14	EX	12/27/2014	N	6583
0054160916	12/27/2014	12/29/2014	52791761	1/2/2015	0.00000	XGU- Oth ERN	76.520	5110000000	0501	3350	2950	3350	14	X14	EX	12/27/2014	N	54822
0036124956	12/25/2014	1/12/2015	93877286	9/22/2014	0.00000	XGU- Oth ERN	-296.200	5110000000	0501	3350	2950	3350	14	X14	KM	9/20/2014	Y	1417
0055769582	12/13/2014	12/16/2014	52540252	12/19/2014	0.00000	XGU- Oth ERN	79.580	5110000000	0501	3350	2950	3350	14	X14	EX	12/13/2014	N	54818
0055769582	12/27/2014	12/29/2014	52791763	1/2/2015	0.00000	XGU- Oth ERN	79.580	5110000000	0501	3350	2950	3350	14	X14	EX	12/27/2014	N	54818
0051848786	12/13/2014	12/16/2014	52540248	12/19/2014	0.00000	XGS- Oth ERN	492.920	5110000000	0501	3350	2950	3350	14	X14	EX	12/13/2014	N	54820
0051848786	12/13/2014	12/16/2014	52540248	12/19/2014	0.00000	XGU- Oth ERN	7											

0051848786	12/27/2014	12/29/2014	52791760	1/2/2015	0.00000	XGU- Oth ERN	79.580	5110000000	0501	3350	2950	3350	14	X14	EX	12/27/2014	N	54820
0051848786	1/3/2015	12/29/2014	52791760	1/9/2015	40.00000	Accrual	1673.080	5110000000	0501	3350	2950	3350	14	X14	EX	12/27/2014	N	54820
0051848786	12/27/2014	12/29/2014	52791760	1/2/2015	80.00000	Reg Earnings	3346.150	5110000000	0501	3350	2950	3350	14	X14	EX	12/27/2014	N	54820
0051846202	12/13/2014	12/16/2014	52540247	12/19/2014	0.00000	XGU- Oth ERN	79.580	5110000000	0501	3350	2950	3350	14	X14	EX	12/13/2014	N	54818
0051848786	12/27/2014	12/29/2014	52791760	1/2/2015	0.00000	XGS- Oth ERN	492.920	5110000000	0501	3350	2950	3350	14	X14	EX	12/27/2014	N	54820
0051848786	12/26/2014	1/6/2015	94743644	12/31/2014	0.00000	XGU- Oth ERN	2134.920	5110000000	0501	3350	2950	3350	14	X14	EX	12/26/2014	Y	54820
0009648452	12/13/2014	12/16/2014	52540241	12/19/2014	24.00000	VAN- Oth ERN	1500.000	5110000000	0501	3350	2950	3350	14	X14	LM	12/13/2014	N	54819
0055737779	12/13/2014	12/16/2014	52537495	12/19/2014	80.00000	Reg Earnings	2888.460	5110000000	0501	3350	0501	3350	14	X14	EX	12/13/2014	N	29129
0056153240	12/13/2014	12/16/2014	52537496	12/19/2014	16.00000	VAN- Oth ERN	586.150	5110000000	0501	3350	0501	3350	14	X14	EX	12/13/2014	N	29129
0051846202	12/27/2014	12/29/2014	52791759	1/2/2015	0.00000	XGU- Oth ERN	79.580	5110000000	0501	3350	2950	3350	14	X14	EX	12/27/2014	N	54818
0058086349	12/13/2014	12/16/2014	52537498	12/19/2014	80.00000	Reg Earnings	2315.380	5110000000	0501	3350	0501	3350	14	X14	EX	12/13/2014	N	6579
0009648452	12/13/2014	12/16/2014	52540241	12/19/2014	80.00000	Reg Earnings	5000.000	5110000000	0501	3350	2950	3350	14	X14	LM	12/13/2014	N	54819
0056153240	12/13/2014	12/16/2014	52537496	12/19/2014	-5.00000	Reg Hrs	-183.170	5110000000	0501	3350	0501	3350	14	X14	EX	12/13/2014	N	29129
0056153240	12/13/2014	12/16/2014	52537496	12/19/2014	80.00000	Reg Earnings	2930.770	5110000000	0501	3350	0501	3350	14	X14	EX	12/13/2014	N	29129
0009648452	12/13/2014	12/16/2014	52540241	12/19/2014	-24.00000	Reg Hrs	-1500.000	5110000000	0501	3350	2950	3350	14	X14	LM	12/13/2014	N	54819
0032282808	12/27/2014	12/29/2014	52791756	1/2/2015	0.00000	XGU- Oth ERN	87.550	5110000000	0501	3350	2950	3350	14	X14	DM	12/27/2014	N	54130
0056153240	12/13/2014	12/16/2014	52537496	12/19/2014	-16.00000	Reg Hrs	-586.150	5110000000	0501	3350	0501	3350	14	X14	EX	12/13/2014	N	29129
0030452296	12/27/2014	12/29/2014	52791744	1/2/2015	0.00000	XGU- Oth ERN	87.550	5110000000	0501	3350	2950	3350	14	X14	SM	12/27/2014	N	54129
0009648452	12/13/2014	12/16/2014	52540241	12/19/2014	0.00000	XGS- Oth ERN	654.920	5110000000	0501	3350	2950	3350	14	X14	LM	12/13/2014	N	54819
0056153240	12/13/2014	12/16/2014	52537496	12/19/2014	5.00000	VAN- Oth ERN	183.170	5110000000	0501	3350	0501	3350	14	X14	EX	12/13/2014	N	29129
0009648452	12/27/2014	12/29/2014	52791754	1/2/2015	80.00000	Reg Earnings	5000.000	5110000000	0501	3350	2950	3350	14	X14	LM	12/27/2014	N	54819
0032733230	12/27/2014	12/29/2014	52791745	1/2/2015	0.00000	XGU- Oth ERN	92.750	5110000000	0501	3350	2950	3350	14	X14	SM	12/27/2014	N	54159
0058086349	12/27/2014	12/29/2014	52788937	1/2/2015	-8.00000	Reg Hrs	-231.540	5110000000	0501	3350	0501	3350	14	X14	EX	12/27/2014	N	6579
0056593866	12/6/2014	12/9/2014	52294208	12/5/2014	0.00000	XGU- Oth ERN	95.630	5110000000	0501	3350	2950	3350	14	X14	KM	12/6/2014	Y	43051
0009648452	12/27/2014	12/29/2014	52791754	1/2/2015	0.00000	XGS- Oth ERN	654.920	5110000000	0501	3350	2950	3350	14	X14	LM	12/27/2014	N	54819
0055737779	1/3/2015	12/29/2014	52788934	1/9/2015	40.00000	Accrual	1444.230	5110000000	0501	3350	0501	3350	14	X14	EX	12/27/2014	N	29129
0056153240	1/3/2015	12/29/2014	52788935	1/9/2015	40.00000	Accrual	1465.390	5110000000	0501	3350	0501	3350	14	X14	EX	12/27/2014	N	29129
0058086349	12/27/2014	12/29/2014	52788937	1/2/2015	8.00000	VAN- Oth ERN	231.540	5110000000	0501	3350	0501	3350	14	X14	EX	12/27/2014	N	6579
0058086349	1/3/2015	12/29/2014	52788937	1/9/2015	40.00000	Accrual	1157.690	5110000000	0501	3350	0501	3350	14	X14	EX	12/27/2014	N	6579
0055737779	12/27/2014	12/29/2014	52788934	1/2/2015	80.00000	Reg Earnings	2888.460	5110000000	0501	3350	0501	3350	14	X14	EX	12/27/2014	N	29129
0056153240	12/27/2014	12/29/2014	52788935	1/2/2015	80.00000	Reg Earnings	2930.770	5110000000	0501	3350	0501	3350	14	X14	EX	12/27/2014	N	29129
0058086349	12/27/2014	12/29/2014	52788937	1/2/2015	80.00000	Reg Earnings	2315.380	5110000000	0501	3350	0501	3350	14	X14	EX	12/27/2014	N	6579
0009648452	1/3/2015	12/29/2014	52791754	1/9/2015	40.00000	Accrual	2500.000	5110000000	0501	3350	2950	3350	14	X14	LM	12/27/2014	N	54819
0032477119	12/27/2014	12/29/2014	52791757	1/2/2015	0.00000	XGU- Oth ERN	97.460	5110000000	0501	3350	2950	3350	14	X14	LM	12/27/2014	N	54819
0009648452	12/26/2014	1/6/2015	94743740	12/31/2014	0.00000	XGU- Oth ERN	587.770	5110000000	0501	3350	2950	3350	14	X14	LM	12/26/2014	Y	54819
0032370371	12/26/2014	1/6/2015	1.41226E+14	12/26/2014	0.00000	XGU- Oth ERN	-457.120	5110000000	0501	3350	2950	3350	14	X14	EX	12/26/2014	Y	43320
0030452296	12/13/2014	12/16/2014	52540229	12/19/2014	80.00000	Reg Earnings	10576.920	5110000000	0501	3350	2950	3350	14	X14	SM	12/13/2014	N	54129
0060307311	1/3/2015	12/29/2014	52788946	1/9/2015	4.00000	Accrual	105.190	5110000000	0501	3350	0501	3350	14	X14	EX	12/27/2014	N	6583
0060307311	1/3/2015	12/29/2014	52788946	1/9/2015	4.00000	Accrual	105.190	5110000000	0501	3350	0501	3350	14	X14	EX	12/27/2014	N	6583
0056145816	12/13/2014	12/16/2014	52540255	12/19/2014	80.00000	Reg Earnings	3000.000	5110000000	0501	3350	2950	3350	14	X14	EX	12/13/2014	N	54822
0030452296	12/13/2014	12/16/2014	52540229	12/19/2014	0.00000	XGS- Oth ERN	1056.920	5110000000	0501	3350	2950	3350	14	X14	SM	12/13/2014	N	54129
0009648452	12/13/2014	12/16/2014	52540241	12/19/2014	0.00000	XGU- Oth ERN	105.730	5110000000	0501	3350	2950	3350	14	X14	LM	12/13/2014	N	54819
0030452296	12/13/2014	12/16/2014	94605964	12/19/2014	0.00000	XGU- Oth ERN	889.180	5110000000	0501	3350	2950	3350	14	X14	SM	12/13/2014	N	54129
0009648452	12/27/2014	12/29/2014	52791754	1/2/2015	0.00000	XGU- Oth ERN	105.730	5110000000	0501	3350	2950	3350	14	X14	LM	12/27/2014	N	54819
0062232004	12/13/2014	12/16/2014	52537509	12/19/2014	40.00000	Reg Earnings	1038.460	5110000000	0501	3350	0501	3350	14	X14	EX	12/13/2014	N	6583
0054200118	12/27/2014	12/29/2014	52791762	1/2/2015	0.00000	XGU- Oth ERN	108.040	5110000000	0501	3350	2950	3350	14	X14	LM	12/27/2014	N	54819
0054164892	12/13/2014	12/16/2014	52537491	12/19/2014	80.00000	Reg Earnings	2888.460	5110000000	0501	3350	0501	3350	14	X14	EX	12/13/2014	N	29129
0030452296	12/27/2014	12/29/2014	52791744	1/2/2015	80.00000	Reg Earnings	10576.920	5110000000	0501	3350	2950	3350	14	X14	SM	12/27/2014	N	54129
0056153240	12/13/2014	12/16/2014	52537496	12/19/2014	3.00000	PHE- Oth ERN	109.900	5110000000	0501	3350	0501	3350	14	X14	EX	12/13/2014	N	29129
0062232004	12/27/2014	12/29/2014	52788949	1/2/2015	40.00000	Reg Earnings	1038.460	5110000000	0501	3350	0501	3350	14	X14	EX	12/27/2014	N	6579
0062232004	1/3/2015	12/29/2014	52788949	1/9/2015	20.00000	Accrual	519.230	5110000000	0501	3350	0501	3350	14	X14	EX	12/20/2014	N	6579
0030452296	1/3/2015	12/29/2014	52791744	1/9/2015	-12.00000	Accrual	-1586.540	5110000000	0501	3350	2950	3350	14	X14	SM	12/27/2014	N	54129
0030452296	12/27/2014	12/29/2014	52791744	1/2/2015	0.00000	XGS- Oth ERN	1056.920	5110000000	0501	3350	2950	3350	14	X14	SM	12/27/2014	N	54129
0062232004	12/27/2014	12/29/2014	52788949	1/2/2015	40.00000	Reg Earnings	1038.460	5110000000	0501	3350	0501	3350	14	X14	EX	12/20/2014	N	6579
0030452296	12/27/2014	12/29/2014	52791744	1/2/2015	-24.00000	Reg Hrs	-3173.080	5110000000	0501	3350	2950	3350	14	X14	SM	12/27/2014	N	54129
0030452296	1/3/2015	12/29/2014	52791744	1/9/2015	12.00000	Accrual	1586.540	5110000000	0501	3350	2950	3350	14	X14	SM	12/27/2014	N	54129
0054164892	1/3/2015	12/29/2014	52788930	1/9/2015	40.00000	Accrual	1444.230	5110000000	0501	3350	0501	3350	14	X14	EX	12/27/2014	N	29129
0056145816	1/3/2015	12/29/2014	52791766	1/9/2015	40.00000	Accrual	1500.000	5110000000	0501	3350	2950	3350	14	X14	EX	12/27/2014	N	54822
0066143843	12/27/2014	12/29/2014	94690993	1/2/2015	40.00000													

0030452296	1/3/2015	12/29/2014	52791744	1/9/2015	40.00000	Accrual	5288.460	5110000000	0501	3350	2950	3350	14	X14	SM	12/27/2014	N	54129
0054164892	12/27/2014	12/29/2014	52788930	1/2/2015	80.00000	Reg Earns	2888.460	5110000000	0501	3350	0501	3350	14	X14	EX	12/27/2014	N	29129
0056145816	12/27/2014	12/29/2014	52791766	1/2/2015	80.00000	Reg Earns	3000.000	5110000000	0501	3350	2950	3350	14	X14	EX	12/27/2014	N	54822
0062232004	1/3/2015	12/29/2014	52788949	1/9/2015	20.00000	Accrual	519.230	5110000000	0501	3350	0501	3350	14	X14	EX	12/27/2014	N	6579
0030452296	12/26/2014	1/6/2015	94743780	12/31/2014	0.00000	XGU- Oth ERN	6040.710	5110000000	0501	3350	2950	3350	14	X14	SM	12/26/2014	Y	54129
0066143843	1/3/2015	1/6/2015	0	1/5/2015	32.02000	Non-Exempt Accrual	651.290	5150000000	0501	3350	0501	3350	14	A14	RG	1/3/2015	N	2844
0062232004	12/26/2014	1/6/2015	1.41226E+14	12/26/2014	40.00000	REG- Oth ERN	1038.460	5110000000	0501	3350	0501	3350	14	X14	EX	10/4/2014	Y	6583
0030452296	1/3/2015	1/6/2015	52820032	1/6/2015	0.00000	XGU- Oth ERN	1035.470	5110000000	0501	3350	2950	3350	14	X14	SM	1/3/2015	Y	54129
0030452296	1/3/2015	1/6/2015	52820032	1/6/2015	0.00000	XHL- Oth ERN	12000.000	5110000000	0501	3350	2950	3350	14	X14	SM	1/3/2015	Y	54129
0030452296	1/3/2015	1/6/2015	52820032	1/6/2015	0.00000	XBF- Oth ERN	500.000	5110000000	0501	3350	2950	3350	14	X14	SM	1/3/2015	Y	54129
0062446737	12/6/2014	12/9/2014	1.41205E+14	12/4/2014	40.00000	REG- Oth ERN	1048.080	5110000000	0501	3350	2950	3350	14	X14	EX	9/6/2014	Y	4384
0062446737	12/6/2014	12/9/2014	1.41205E+14	12/4/2014	80.00000	REG- Oth ERN	2096.150	5110000000	0501	3350	2950	3350	14	X14	EX	9/20/2014	Y	4384
0062446737	12/6/2014	12/9/2014	1.41205E+14	12/4/2014	80.00000	REG- Oth ERN	2096.150	5110000000	0501	3350	2950	3350	14	X14	EX	10/4/2014	Y	4384
0062486386	1/3/2015	1/6/2015	52819945	1/5/2015	0.00000	RTP- Oth ERN	111.240	5150000000	0501	3350	0501	3350	14	A14	RG	1/3/2015	Y	2844
0058076811	12/13/2014	12/16/2014	52537497	12/19/2014	80.00000	Reg Earns	2311.540	5110000000	0501	3350	0501	3350	14	X14	EX	12/13/2014	N	6579
0060688256	12/13/2014	12/16/2014	52537507	12/19/2014	80.00000	Reg Earns	2369.230	5110000000	0501	3350	0501	3350	14	X14	EX	12/13/2014	N	6579
0062446737	12/13/2014	12/16/2014	52540259	12/19/2014	80.00000	Reg Earns	2153.850	5110000000	0501	3350	2950	3350	14	X14	EX	12/13/2014	N	4384
0058076811	1/3/2015	12/29/2014	52788936	1/9/2015	40.00000	Accrual	1155.770	5110000000	0501	3350	0501	3350	14	X14	EX	12/27/2014	N	6579
0060688256	1/3/2015	12/29/2014	52788947	1/9/2015	40.00000	Accrual	1184.620	5110000000	0501	3350	0501	3350	14	X14	EX	12/27/2014	N	6579
0058076811	12/27/2014	12/29/2014	52788936	1/2/2015	80.00000	Reg Earns	2311.540	5110000000	0501	3350	0501	3350	14	X14	EX	12/27/2014	N	6579
0060688256	12/27/2014	12/29/2014	52788947	1/2/2015	80.00000	Reg Earns	2369.230	5110000000	0501	3350	0501	3350	14	X14	EX	12/27/2014	N	6579
0062446737	1/3/2015	12/29/2014	52791769	1/9/2015	40.00000	Accrual	1076.930	5110000000	0501	3350	2950	3350	14	X14	EX	12/27/2014	N	4384
0062446737	12/27/2014	12/29/2014	52791769	1/2/2015	80.00000	Reg Earns	2153.850	5110000000	0501	3350	2950	3350	14	X14	EX	12/27/2014	N	4384
0030328892	12/26/2014	1/6/2015	94741089	12/31/2014	0.00000	XGU- Oth ERN	541.370	5110000000	0501	3350	0513	3350	14	X14	DM	12/26/2014	Y	41128
0062446737	12/26/2014	1/6/2015	94743735	12/31/2014	0.00000	XGU- Oth ERN	529.060	5110000000	0501	3350	2950	3350	14	X14	EX	12/26/2014	Y	4384
0062231691	12/6/2014	12/9/2014	1.41206E+14	12/5/2014	40.00000	REG- Oth ERN	1038.460	5110000000	0501	3350	0501	3350	14	X14	EX	10/4/2014	Y	6583
0058596917	12/13/2014	12/16/2014	92019790	12/13/2013	0.00000	XGU- Oth ERN	-287.270	5110000000	0501	3350	0501	3350	14	X14	EX	12/14/2013	Y	1432
0059799668	12/13/2014	12/16/2014	52540258	12/19/2014	80.00000	Reg Earns	2711.540	5110000000	0501	3350	2950	3350	14	X14	EX	12/13/2014	N	54821
0058086349	1/3/2015	12/29/2014	52788937	1/9/2015	4.00000	Accrual	115.770	5110000000	0501	3350	0501	3350	14	X14	EX	12/27/2014	N	6579
0060307311	12/13/2014	12/16/2014	52537506	12/19/2014	80.00000	Reg Earns	2103.850	5110000000	0501	3350	0501	3350	14	X14	EX	12/13/2014	N	6583
0055011993	12/13/2014	12/16/2014	52537492	12/19/2014	80.00000	Reg Earns	2346.150	5110000000	0501	3350	0501	3350	14	X14	EX	12/13/2014	N	6579
0059799668	12/13/2014	12/16/2014	52540258	12/19/2014	0.00000	XGS- Oth ERN	448.620	5110000000	0501	3350	2950	3350	14	X14	EX	12/13/2014	N	54821
0055011993	1/3/2015	12/29/2014	52788931	1/9/2015	4.00000	Accrual	117.310	5110000000	0501	3350	0501	3350	14	X14	EX	12/27/2014	N	6579
0062231691	12/13/2014	12/16/2014	52537508	12/19/2014	80.00000	Reg Earns	2076.920	5110000000	0501	3350	0501	3350	14	X14	EX	12/13/2014	N	6583
0055011993	1/3/2015	12/29/2014	52788931	1/9/2015	4.00000	Accrual	117.310	5110000000	0501	3350	0501	3350	14	X14	EX	12/27/2014	N	6579
0049394356	12/13/2014	12/16/2014	52537485	12/19/2014	4.00000	PHE- Oth ERN	118.460	5110000000	0501	3350	0501	3350	14	X14	EX	12/13/2014	N	6579
0065464752	12/13/2014	12/16/2014	52429396	12/19/2014	40.00000	REG- Oth ERN	720.000	5150000000	0501	3350	0501	3350	14	A14	RG	12/13/2014	N	6575
0051848786	12/13/2014	12/16/2014	94555921	12/10/2014	0.00000	XGU- Oth ERN	120.420	5110000000	0501	3350	2950	3350	14	X14	EX	12/13/2014	Y	54820
0055011993	12/27/2014	12/29/2014	52788931	1/2/2015	-8.00000	Reg Hrs	-234.620	5110000000	0501	3350	0501	3350	14	X14	EX	12/27/2014	N	6579
0059799668	12/13/2014	12/16/2014	94556031	12/10/2014	0.00000	XGU- Oth ERN	120.420	5110000000	0501	3350	2950	3350	14	X14	EX	12/13/2014	Y	54821
0059799668	12/27/2014	12/29/2014	52791768	1/2/2015	0.00000	XGS- Oth ERN	448.620	5110000000	0501	3350	2950	3350	14	X14	EX	12/27/2014	N	54821
0060307311	12/27/2014	12/29/2014	52788946	1/2/2015	80.00000	Reg Earns	2103.850	5110000000	0501	3350	0501	3350	14	X14	EX	12/27/2014	N	6583
0055769582	12/13/2014	12/16/2014	94555981	12/10/2014	0.00000	XGU- Oth ERN	120.430	5110000000	0501	3350	2950	3350	14	X14	EX	12/13/2014	Y	54818
0060307311	12/27/2014	12/29/2014	52788946	1/2/2015	8.00000	PHE- Oth ERN	210.380	5110000000	0501	3350	0501	3350	14	X14	EX	12/27/2014	N	6583
0065783573	1/3/2015	12/29/2014	52788953	1/9/2015	20.00000	Accrual	1250.000	5110000000	0501	3350	0501	3350	14	X14	LM	12/20/2014	N	42514
0066154444	12/27/2014	12/29/2014	94690994	1/2/2015	33.67000	REG- Oth ERN	684.850	5150000000	0501	3350	0501	3350	14	A14	RG	12/20/2014	N	2844
0055011993	12/27/2014	12/29/2014	52788931	1/2/2015	8.00000	VAN- Oth ERN	234.620	5110000000	0501	3350	0501	3350	14	X14	EX	12/27/2014	N	6579
0054160916	12/13/2014	12/16/2014	94555973	12/10/2014	0.00000	XGU- Oth ERN	120.430	5110000000	0501	3350	2950	3350	14	X14	EX	12/13/2014	Y	54822
0060307311	12/27/2014	12/29/2014	52788946	1/2/2015	-8.00000	Reg Hrs	-210.380	5110000000	0501	3350	0501	3350	14	X14	EX	12/27/2014	N	6583
0032477119	12/13/2014	12/16/2014	94555898	12/10/2014	0.00000	XGU- Oth ERN	127.740	5110000000	0501	3350	2950	3350	14	X14	LM	12/13/2014	Y	54819
0062231691	1/3/2015	12/29/2014	52788948	1/9/2015	40.00000	Accrual	1038.460	5110000000	0501	3350	0501	3350	14	X14	EX	12/27/2014	N	6583
0065783573	12/27/2014	12/29/2014	52788953	1/2/2015	40.00000	Reg Earns	2500.000	5110000000	0501	3350	0501	3350	14	X14	LM	12/20/2014	N	42514
0065783573	1/3/2015	12/29/2014	52788953	1/9/2015	20.00000	Accrual	1250.000	5110000000	0501	3350	0501	3350	14	X14	LM	12/27/2014	N	42514
0065464752	12/27/2014	12/29/2014	52690453	1/2/2015	16.08000	REG- Oth ERN	289.440	5150000000	0501	3350	0501	3350	14	A14	RG	12/27/2014	N	2844
0066154444	12/27/2014	12/29/2014	94690994	1/2/2015	24.77000	REG- Oth ERN	503.820	5150000000	0501	3350	0501	3350	14	A14	RG	12/27/2014	N	2844
0055011993	1/3/2015	12/29/2014	52788931	1/9/2015	40.00000	Accrual	1173.080	5110000000	0501	3350	0501	3350	14	X14	EX	12/27/2014	N	6579
0055011993	12/27/2014	12/29/2014	52788931	1/2/2015	-8.00000	Reg Hrs	-234.620	5110000000	0501	3350	0501	3350	14	X14	EX	12/27/2014	N	6579
0032477119	12/13/2014	12/16/2014	94557481	12/12/2014	0.00000	XGU- Oth ERN	137.730	5110000000	0501	3350	2950	3350	14	X14	LM	12/13/2014	Y	54819
0065464752	12/27/2014	12/29/2014	52690453	1/2/2015	40.00000	REG- Oth ERN	720.000	51										

0060307311	12/27/2014	12/29/2014	52788946	1/2/2015	8.00000	VAN- Oth ERN	210.380	5110000000	0501	3350	0501	3350	14	X14	EX	12/27/2014	N	6583
0054160916	12/13/2014	12/16/2014	94557548	12/12/2014	0.00000	XGU- Oth ERN	140.130	5110000000	0501	3350	2950	3350	14	X14	EX	12/13/2014	Y	54822
0062231691	12/27/2014	12/29/2014	52788948	1/2/2015	80.00000	Reg Earnings	2076.920	5110000000	0501	3350	0501	3350	14	X14	EX	12/27/2014	N	6583
0065783573	12/27/2014	12/29/2014	52788953	1/2/2015	40.00000	Reg Earnings	2500.000	5110000000	0501	3350	0501	3350	14	X14	LM	12/27/2014	N	42514
0055011993	12/27/2014	12/29/2014	52788931	1/2/2015	80.00000	Reg Earnings	2346.150	5110000000	0501	3350	0501	3350	14	X14	EX	12/27/2014	N	6579
0055769582	12/13/2014	12/16/2014	94557555	12/12/2014	0.00000	XGU- Oth ERN	140.140	5110000000	0501	3350	2950	3350	14	X14	EX	12/13/2014	Y	54818
0055011993	12/27/2014	12/29/2014	52788931	1/2/2015	8.00000	PHE- Oth ERN	234.620	5110000000	0501	3350	0501	3350	14	X14	EX	12/27/2014	N	6579
0059799668	12/27/2014	12/29/2014	52791768	1/2/2015	80.00000	Reg Earnings	2711.540	5110000000	0501	3350	2950	3350	14	X14	EX	12/27/2014	N	54821
0051848786	12/13/2014	12/16/2014	94557536	12/12/2014	0.00000	XGU- Oth ERN	140.140	5110000000	0501	3350	2950	3350	14	X14	EX	12/13/2014	Y	54820
0060307311	1/3/2015	12/29/2014	52788946	1/9/2015	40.00000	Accrual	1051.930	5110000000	0501	3350	0501	3350	14	X14	EX	12/27/2014	N	6583
0060307311	12/27/2014	12/29/2014	52788946	1/2/2015	-8.00000	Reg Hrs	-210.380	5110000000	0501	3350	0501	3350	14	X14	EX	12/27/2014	N	6583
0059799668	12/13/2014	12/16/2014	94557573	12/12/2014	0.00000	XGU- Oth ERN	140.140	5110000000	0501	3350	2950	3350	14	X14	EX	12/13/2014	Y	54821
0065783573	12/26/2014	1/6/2015	1.41231E+14	12/31/2014	80.00000	REG- Oth ERN	5000.000	5110000000	0501	3350	0501	3350	14	X14	LM	12/13/2014	Y	42514
0065464752	1/3/2015	1/6/2015	0	1/5/2015	31.80000	Non-Exempt Accrual	572.400	5150000000	0501	3350	0501	3350	14	A14	RG	1/3/2015	N	2844
0049948425	12/26/2014	1/6/2015	94743802	12/31/2014	0.00000	XGU- Oth ERN	3190.760	5110000000	0501	3350	2950	3350	14	X14	KM	12/26/2014	Y	6278
0059799668	12/26/2014	1/6/2015	94743729	12/31/2014	0.00000	XGU- Oth ERN	1861.900	5110000000	0501	3350	2950	3350	14	X14	EX	12/26/2014	Y	54821
0066154444	1/3/2015	1/6/2015	0	1/5/2015	30.53000	Non-Exempt Accrual	620.980	5150000000	0501	3350	0501	3350	14	A14	RG	1/3/2015	N	2844
0025006743	12/13/2014	12/16/2014	52540242	12/19/2014	80.00000	Reg Earnings	5576.920	5110000000	0501	3350	2950	3350	14	X14	KM	12/13/2014	N	53611
0025006743	12/13/2014	12/16/2014	52540242	12/19/2014	0.00000	XGS- Oth ERN	853.850	5110000000	0501	3350	2950	3350	14	X14	KM	12/13/2014	N	53611
0060199759	12/13/2014	12/16/2014	52537502	12/19/2014	80.00000	Reg Earnings	2103.850	5110000000	0501	3350	0501	3350	14	X14	EX	12/13/2014	N	6583
0025006743	12/13/2014	12/16/2014	94605970	12/19/2014	0.00000	XGU- Oth ERN	551.730	5110000000	0501	3350	2950	3350	14	X14	KM	12/13/2014	N	53611
0036124956	12/25/2014	1/12/2015	94810373	12/31/2014	0.00000	XGU- Oth ERN	143.290	5110000000	0501	3350	2950	3350	14	X14	KM	12/25/2014	Y	1417
0025006743	12/20/2014	12/22/2014	1.41218E+14	12/18/2014	0.00000	XGU- Oth ERN	-363.930	5110000000	0501	3350	2950	3350	14	X14	KM	12/13/2014	Y	53611
0056074578	1/3/2015	12/29/2014	52791765	1/9/2015	4.00000	Accrual	144.230	5110000000	0501	3350	2950	3350	14	X14	EX	12/27/2014	N	1432
0025006743	12/20/2014	12/22/2014	1.41218E+14	12/18/2014	0.00000	XTA- Oth ERN	-15122.310	5110000000	0501	3350	2950	3350	14	X14	KM	12/13/2014	Y	53611
0062446737	12/6/2014	12/9/2014	1.41205E+14	12/4/2014	0.00000	RTP- Oth ERN	144.260	5110000000	0501	3350	2950	3350	14	X14	EX	10/4/2014	Y	4384
0025006743	12/27/2014	12/29/2014	52791755	1/2/2015	80.00000	Reg Earnings	5576.920	5110000000	0501	3350	2950	3350	14	X14	KM	12/27/2014	N	53611
0054164892	12/13/2014	12/16/2014	52537491	12/19/2014	4.00000	VAN- Oth ERN	144.420	5110000000	0501	3350	0501	3350	14	X14	EX	12/13/2014	N	29129
0025006743	12/27/2014	12/29/2014	52791755	1/2/2015	0.00000	XGS- Oth ERN	853.850	5110000000	0501	3350	2950	3350	14	X14	KM	12/27/2014	N	53611
0060199759	1/3/2015	12/29/2014	52788942	1/9/2015	40.00000	Accrual	1051.930	5110000000	0501	3350	0501	3350	14	X14	EX	12/27/2014	N	6583
0060199759	12/27/2014	12/29/2014	52788942	1/2/2015	80.00000	Reg Earnings	2103.850	5110000000	0501	3350	0501	3350	14	X14	EX	12/27/2014	N	6583
0025006743	1/3/2015	12/29/2014	52791755	1/9/2015	40.00000	Accrual	2788.460	5110000000	0501	3350	2950	3350	14	X14	KM	12/27/2014	N	53611
0023072804	12/26/2014	1/6/2015	94743712	12/31/2014	0.00000	XGU- Oth ERN	-3665.170	5110000000	0501	3350	2950	3350	14	X14	KM	12/26/2014	Y	6278
0023072804	12/26/2014	1/6/2015	94743712	12/31/2014	0.00000	XGU- Oth ERN	3665.170	5110000000	0501	3350	2950	3350	14	X14	KM	12/26/2014	Y	6278
0054164892	12/13/2014	12/16/2014	52537491	12/19/2014	4.00000	PHE- Oth ERN	144.420	5110000000	0501	3350	0501	3350	14	X14	EX	12/13/2014	N	29129
0025006743	12/26/2014	1/6/2015	94743907	12/31/2014	0.00000	XGU- Oth ERN	1754.690	5110000000	0501	3350	2950	3350	14	X14	KM	12/26/2014	Y	53611
0051846202	12/13/2014	12/16/2014	94555918	12/10/2014	0.00000	XGU- Oth ERN	-169.200	5110000000	0501	3350	2950	3350	14	X14	EX	12/13/2014	Y	54818
0062232202	12/13/2014	12/16/2014	52537510	12/19/2014	80.00000	Reg Earnings	2076.920	5110000000	0501	3350	0501	3350	14	X14	EX	12/13/2014	N	6583
0051846202	12/13/2014	12/16/2014	52540247	12/19/2014	80.00000	Reg Earnings	3346.150	5110000000	0501	3350	2950	3350	14	X14	EX	12/13/2014	N	54818
0051846202	12/13/2014	12/16/2014	94557528	12/12/2014	0.00000	XGU- Oth ERN	196.210	5110000000	0501	3350	2950	3350	14	X14	EX	12/13/2014	Y	54818
0051786960	12/13/2014	12/16/2014	52537488	12/19/2014	80.00000	Reg Earnings	2884.620	5110000000	0501	3350	0501	3350	14	X14	EX	12/13/2014	N	29129
0062486386	12/26/2014	1/6/2015	1.41231E+14	12/31/2014	8.00000	RTO- Oth ERN	148.800	5150000000	0501	3350	0501	3350	14	A14	RG	12/13/2014	Y	2844
0053876470	12/13/2014	12/16/2014	94556665	12/11/2014	0.00000	XGU- Oth ERN	2034.080	5110000000	0501	3350	2950	3350	14	X14	KM	12/13/2014	Y	6276
0062232202	12/13/2014	12/16/2014	52537510	12/19/2014	8.00000	VAN- Oth ERN	207.690	5110000000	0501	3350	0501	3350	14	X14	EX	12/13/2014	N	6583
0051846202	12/13/2014	12/16/2014	52540247	12/19/2014	0.00000	XGS- Oth ERN	492.920	5110000000	0501	3350	2950	3350	14	X14	EX	12/13/2014	N	54818
0051846202	12/13/2014	12/16/2014	94555918	12/10/2014	0.00000	XGU- Oth ERN	169.200	5110000000	0501	3350	2950	3350	14	X14	EX	12/13/2014	Y	54818
0062232202	12/13/2014	12/16/2014	52537510	12/19/2014	-8.00000	Reg Hrs	-207.690	5110000000	0501	3350	0501	3350	14	X14	EX	12/13/2014	N	6583
0051786960	1/3/2015	12/29/2014	52788927	1/9/2015	40.00000	Accrual	1442.310	5110000000	0501	3350	0501	3350	14	X14	EX	12/27/2014	N	29129
0051846202	1/3/2015	12/29/2014	52791759	1/9/2015	40.00000	Accrual	1673.080	5110000000	0501	3350	2950	3350	14	X14	EX	12/27/2014	N	54818
0051786960	12/27/2014	12/29/2014	52788927	1/2/2015	80.00000	Reg Earnings	2884.620	5110000000	0501	3350	0501	3350	14	X14	EX	12/27/2014	N	29129
0051846202	12/27/2014	12/29/2014	52791759	1/2/2015	80.00000	Reg Earnings	3346.150	5110000000	0501	3350	2950	3350	14	X14	EX	12/27/2014	N	54818
0023072804	12/26/2014	1/6/2015	94743718	12/31/2014	0.00000	XGU- Oth ERN	152.790	5110000000	0501	3350	2950	3350	14	X14	KM	12/26/2014	Y	6278
0062232202	1/3/2015	12/29/2014	52788950	1/9/2015	40.00000	Accrual	1038.460	5110000000	0501	3350	0501	3350	14	X14	EX	12/27/2014	N	6583
0051846202	12/27/2014	12/29/2014	52791759	1/2/2015	0.00000	XGS- Oth ERN	492.920	5110000000	0501	3350	2950	3350	14	X14	EX	12/27/2014	N	54818
0062232202	12/27/2014	12/29/2014	52788950	1/2/2015	80.00000	Reg Earnings	2076.920	5110000000	0501	3350	0501	3350	14	X14	EX	12/27/2014	N	6583
0051846202	12/26/2014	1/6/2015	94743666	12/31/2014	0.00000	XGU- Oth ERN	2206.500	5110000000	0501	3350	2950	3350	14	X14	EX	12/26/2014	Y	54818

Doc.Type : SA ( G/I Account Document ) Normal document					
Doc. Number	100025940	Company Code	1114	Fiscal Year	2014
Doc. Date	12/31/2014	Posting Date	12/31/2014	Period	11
Calculate Tax	<input checked="" type="checkbox"/>				

Ref.Doc. PRE118 Overall No. 0101251742100114  
 Doc. Currency USD  
 Doc. Hdr Text EXPAT RECLASS

Item	PK	CoCd	Profit Ctr	Cost Ctr	Account	Account short text	Amount	FM	Text
1	50	1114	H246	93203000	7010110	EXEMPT PAYROLL	11,298.33-		PAYRL/ EXPAT SALARY RECLASS
2	50	1114	H246	93203000	7010110	EXEMPT PAYROLL	9,822.97-		PAYRL/ EXPAT SALARY RECLASS
3	50	1114	H246	93203000	7010110	EXEMPT PAYROLL	22,899.23-		PAYRL/ EXPAT SALARY RECLASS
4	50	1114	H246	93203000	7010110	EXEMPT PAYROLL	7,500.00-		PAYRL/ EXPAT SALARY RECLASS
5	50	1114	H246	93203000	7010110	EXEMPT PAYROLL	10,488.12-		PAYRL/ EXPAT SALARY RECLASS
6	50	1114	H246	93203000	7010110	EXEMPT PAYROLL	82,560.60-		PAYRL/ EXPAT SALARY RECLASS
7	50	1114	H246	93203000	7010110	EXEMPT PAYROLL	12,378.93-		PAYRL/ EXPAT SALARY RECLASS
8	50	1114	H246	93203000	7010110	EXEMPT PAYROLL	4,049.18-		PAYRL/ EXPAT SALARY RECLASS
9	50	1114	H246	93203000	7010110	EXEMPT PAYROLL	23,781.38-		PAYRL/ EXPAT SALARY RECLASS
10	50	1114	H246	93203000	7010110	EXEMPT PAYROLL	13,486.36-		PAYRL/ EXPAT SALARY RECLASS
11	50	1114	H246	93203000	7010110	EXEMPT PAYROLL	2,034.08-		PAYRL/ EXPAT SALARY RECLASS
12	50	1114	H246	93410500	7010110	EXEMPT PAYROLL	20,934.66-		PAYRL/ EXPAT SALARY RECLASS
13	50	1114	H246	93203000	7010110	EXEMPT PAYROLL	13,558.90-		PAYRL/ EXPAT SALARY RECLASS
14	50	1114	H246	93203000	7010110	EXEMPT PAYROLL	11,785.44-		PAYRL/ EXPAT SALARY RECLASS
15	50	1114	H246	93203000	7010110	EXEMPT PAYROLL	11,913.09-		PAYRL/ EXPAT SALARY RECLASS
16	50	1114	H261	93214000	7010110	EXEMPT PAYROLL	10,028.11-		PAYRL/ EXPAT SALARY RECLASS
17	50	1114	H246	93203000	7010110	EXEMPT PAYROLL	3,190.76-		PAYRL/ EXPAT SALARY RECLASS
18	40	1114	H261	93214000	7010110	EXEMPT PAYROLL	20,601.35-		PAYRL/ EXPAT SALARY RECLASS
19	50	1114	H252	93202000	7010110	EXEMPT PAYROLL	9,627.39-		PAYRL/ EXPAT SALARY RECLASS
20	50	1114	H248	93205000	7010110	EXEMPT PAYROLL	2,817.53-		PAYRL/ EXPAT SALARY RECLASS
21	40	1114	H246	93203000	7010110	EXEMPT PAYROLL	10,719.07-		PAYRL/ EXPAT SALARY RECLASS
22	50	1114	H246	93203000	7010110	EXEMPT PAYROLL	15,019.18-		PAYRL/ EXPAT SALARY RECLASS
23	50	1114	H243	93204000	7010110	EXEMPT PAYROLL	15,487.51-		PAYRL/ EXPAT SALARY RECLASS
24	50	1114	H246	93203000	7010110	EXEMPT PAYROLL	341.94-		PAYRL/ EXPAT SALARY RECLASS
25	40	1114	H261	93214000	7010110	EXEMPT PAYROLL	42,398.85-		PAYRL/ EXPAT SALARY RECLASS
26	50	1114	H261	93214000	7010110	EXEMPT PAYROLL	66,433.22-		PAYRL/ EXPAT SALARY RECLASS
27	50	1114	H246	93203000	7010110	EXEMPT PAYROLL	49,094.03-		PAYRL/ EXPAT SALARY RECLASS
28	50	1114	H246	93203000	7010110	EXEMPT PAYROLL	14,723.39-		PAYRL/ EXPAT SALARY RECLASS
29	40	1114	H246	93203000	7010110	EXEMPT PAYROLL	457.12-		PAYRL/ EXPAT SALARY RECLASS
30	50	1114	H246	93203000	7010110	EXEMPT PAYROLL	25,418.72-		PAYRL/ EXPAT SALARY RECLASS
31	50	1114	H252	93202000	7010110	EXEMPT PAYROLL	12,773.16-		PAYRL/ EXPAT SALARY RECLASS
32	50	1114	H246	93203000	7010110	EXEMPT PAYROLL	49,134.49-		PAYRL/ EXPAT SALARY RECLASS
33	50	1114	H197	93246000	7010110	EXEMPT PAYROLL	25,468.27-		PAYRL/ EXPAT SALARY RECLASS
34	40	1114	H246	93410500	7010110	EXEMPT PAYROLL	36,793.20-		PAYRL/ EXPAT SALARY RECLASS
35	50	1114	H246	93203000	7010110	EXEMPT PAYROLL	2,634.21-		PAYRL/ EXPAT SALARY RECLASS
36	50	1114	H261	93214000	7010110	EXEMPT PAYROLL	46,737.43-		PAYRL/ EXPAT SALARY RECLASS
37	50	1114	H197	90306000	7010110	EXEMPT PAYROLL	719.76-		PAYRL/ EXPAT SALARY RECLASS
38	50	1114	H246	93203000	7010110	EXEMPT PAYROLL	152.79-		PAYRL/ EXPAT SALARY RECLASS
39	50	1114	H243	93204000	7010110	EXEMPT PAYROLL	861.69-		PAYRL/ EXPAT SALARY RECLASS
40	50	1114	H261	93214000	7010110	EXEMPT PAYROLL	109,827.35-		PAYRL/ EXPAT SALARY RECLASS
41	50	1114	H252	93202000	7010110	EXEMPT PAYROLL	21,002.12-		PAYRL/ EXPAT SALARY RECLASS
42	40	1114	H246	93203000	7010110	EXEMPT PAYROLL	1,219.79-		PAYRL/ EXPAT SALARY RECLASS
43	40	1114	H261	93214000	7010110	EXEMPT PAYROLL	9,035.12-		PAYRL/ EXPAT SALARY RECLASS
44	50	1114	H243	93204000	7010110	EXEMPT PAYROLL	21,991.80-		PAYRL/ EXPAT SALARY RECLASS
45	50	1114	H261	93214000	7010110	EXEMPT PAYROLL	56,203.24-		PAYRL/ EXPAT SALARY RECLASS
46	50	1114	H246	93203000	7010110	EXEMPT PAYROLL	14,609.07-		PAYRL/ EXPAT SALARY RECLASS
47	40	1114	H261	93214000	7010110	EXEMPT PAYROLL	195,812.07-		PAYRL/ EXPAT SALARY RECLASS
48	40	1114	H246	93410500	7010110	EXEMPT PAYROLL	54,820.56-		PAYRL/ EXPAT SALARY RECLASS
49	50	1114	H243	93204000	7010110	EXEMPT PAYROLL	1,899.30-		PAYRL/ EXPAT SALARY RECLASS
50	50	1114	H261	93214000	7010110	EXEMPT PAYROLL	9,515.22-		PAYRL/ EXPAT SALARY RECLASS
51	07	1114	H188		ARINT1001	TARGET CORPORATION	472,495.76		EXPAT RECLASS

Data Entry View

Document Number: 100025941 Company Code: 1114 Fiscal Year: 2014  
 Document Date: 12/31/2014 Posting Date: 12/31/2014 Period: 11  
 Reference: PRE 70 Cross-Comp.No.: 0100025941111414  
 Currency: USD Texts exist:  Ledger Group:

Clng doc.	D	Item	PK	Cost Center	S	G/L Account	G/L account name	Amount	Curr.	Amount in LC	LCurr	LC2 amount	LCur2	Profit Center
	S	1	40	93203000		7010110	EXEMPT PAYROLL	4,049.18	USD	4,049.18	USD	4,049.18	USD	H246
	S	2	40	92103000		7010110	EXEMPT PAYROLL	9,555.21	USD	9,555.21	USD	9,555.21	USD	H188
	S	3	07			1092840	I/C ACCTS RECEIVABLE	29,621.27	USD	29,621.27	USD	29,621.27	USD	H188
14000000...	H	4	37			2016180	I/C ACCOUNTS PAYABLE	47,179.41-	USD	47,179.41-	USD	47,179.41-	USD	H188
14000000...	S	5	07			1092840	I/C ACCTS RECEIVABLE	3,953.75	USD	3,953.75	USD	3,953.75	USD	H188

B5

511000000 141,646.18 B1  
515000000 - B1  
518000000 - B1

GL\_EMP\_ACCOUNTING 85

ID	Pay Period End	Run Date	Check #	Check Dt	Hrs/Units	Line Descr	Amount	Acct	GL Loc	GL Exp Ctr	LD Loc	LD Exp Ctr	Co	Group	Empl Class	Earns End	Off Cycle	Job Code
0002049104	12/13/2014	12/16/2014	52539836	12/19/2014	8.00000	VAN- Oth ERN	697.690	5110000000	0501	5459	0501	5459	14	X14	KM	12/13/2014	N	54439
0032611097	12/13/2014	12/16/2014	52540043	12/19/2014	8.00000	VAN- Oth ERN	440.000	5110000000	0501	5459	0501	5459	14	X14	LM	12/13/2014	N	54565
0002049104	12/13/2014	12/16/2014	52539836	12/19/2014	80.00000	Reg Earns	6976.920	5110000000	0501	5459	0501	5459	14	X14	KM	12/13/2014	N	54439
0032611097	12/13/2014	12/16/2014	52540043	12/19/2014	40.00000	Reg Earns	2136.540	5110000000	0501	5459	0501	5459	14	X14	LM	12/6/2014	N	54565
0002049104	12/13/2014	12/16/2014	52539836	12/19/2014	-8.00000	Reg Hrs	-697.690	5110000000	0501	5459	0501	5459	14	X14	KM	12/13/2014	N	54439
0032611097	12/13/2014	12/16/2014	52540043	12/19/2014	-8.00000	Reg Hrs	-440.000	5110000000	0501	5459	0501	5459	14	X14	LM	12/13/2014	N	54565
0002049104	12/27/2014	12/29/2014	52791336	1/2/2015	-8.00000	Reg Hrs	-697.690	5110000000	0501	5459	0501	5459	14	X14	KM	12/27/2014	N	54439
0002049104	1/3/2015	12/29/2014	52791336	1/9/2015	4.00000	Accrual	348.850	5110000000	0501	5459	0501	5459	14	X14	KM	12/27/2014	N	54439
0002049104	12/27/2014	12/29/2014	52791336	1/2/2015	8.00000	PHE- Oth ERN	697.690	5110000000	0501	5459	0501	5459	14	X14	KM	12/27/2014	N	54439
0002049104	1/3/2015	12/29/2014	52791336	1/9/2015	40.00000	Accrual	3488.460	5110000000	0501	5459	0501	5459	14	X14	KM	12/27/2014	N	54439
0002049104	12/27/2014	12/29/2014	52791336	1/2/2015	80.00000	Reg Earns	6976.920	5110000000	0501	5459	0501	5459	14	X14	KM	12/27/2014	N	54439
0002049104	1/3/2015	12/29/2014	52791336	1/9/2015	-4.00000	Accrual	-348.850	5110000000	0501	5459	0501	5459	14	X14	KM	12/27/2014	N	54439
0009683715	12/13/2014	12/16/2014	52540260	12/19/2014	0.00000	XGU- Oth ERN	20.340	5110000000	0501	5459	2950	5459	14	X14	DM	12/13/2014	N	53866
0032245920	12/13/2014	12/16/2014	52539842	12/19/2014	80.00000	Reg Earns	2957.690	5110000000	0501	5459	0501	5459	14	X14	EX	12/13/2014	N	54447
0009683715	12/13/2014	12/16/2014	94605972	12/19/2014	0.00000	XGU- Oth ERN	502.710	5110000000	0501	5459	2950	5459	14	X14	DM	12/13/2014	N	53866
0009683715	12/13/2014	12/16/2014	52540260	12/19/2014	0.00000	XGS- Oth ERN	845.080	5110000000	0501	5459	2950	5459	14	X14	DM	12/13/2014	N	53866
0032245920	12/13/2014	12/16/2014	52539842	12/19/2014	32.00000	VAN- Oth ERN	1183.080	5110000000	0501	5459	0501	5459	14	X14	EX	12/13/2014	N	54447
0009683715	12/13/2014	12/16/2014	52540260	12/19/2014	80.00000	Reg Earns	7257.690	5110000000	0501	5459	2950	5459	14	X14	DM	12/13/2014	N	53866
0032245920	12/13/2014	12/16/2014	52539842	12/19/2014	-32.00000	Reg Hrs	-1183.080	5110000000	0501	5459	0501	5459	14	X14	EX	12/13/2014	N	54447
0009683715	1/3/2015	12/29/2014	52791770	1/9/2015	40.00000	Accrual	3628.850	5110000000	0501	5459	2950	5459	14	X14	DM	12/27/2014	N	53866
0032245920	12/27/2014	12/29/2014	52791342	1/2/2015	80.00000	Reg Earns	2957.690	5110000000	0501	5459	0501	5459	14	X14	EX	12/27/2014	N	54447
0009683715	12/27/2014	12/29/2014	52791770	1/2/2015	80.00000	Reg Earns	7257.690	5110000000	0501	5459	2950	5459	14	X14	DM	12/27/2014	N	53866
0009683715	12/27/2014	12/29/2014	52791770	1/2/2015	0.00000	XGU- Oth ERN	70.000	5110000000	0501	5459	2950	5459	14	X14	DM	12/27/2014	N	53866
0009683715	12/27/2014	12/29/2014	52791770	1/2/2015	0.00000	XGS- Oth ERN	845.080	5110000000	0501	5459	2950	5459	14	X14	DM	12/27/2014	N	53866
0032245920	1/3/2015	12/29/2014	52791342	1/9/2015	40.00000	Accrual	1478.850	5110000000	0501	5459	0501	5459	14	X14	EX	12/27/2014	N	54447
0009683715	12/26/2014	1/6/2015	94743918	12/31/2014	0.00000	XGU- Oth ERN	1564.360	5110000000	0501	5459	2950	5459	14	X14	DM	12/26/2014	Y	53866
0027641703	12/13/2014	12/16/2014	52539841	12/19/2014	80.00000	Reg Earns	3938.850	5110000000	0501	5459	0501	5459	14	X14	EX	12/13/2014	N	54582
0027641703	1/3/2015	12/29/2014	52791341	1/9/2015	40.00000	Accrual	1969.430	5110000000	0501	5459	0501	5459	14	X14	EX	12/27/2014	N	54582
0027641703	12/27/2014	12/29/2014	52791341	1/2/2015	80.00000	Reg Earns	3938.850	5110000000	0501	5459	0501	5459	14	X14	EX	12/27/2014	N	54582
0022807986	12/13/2014	12/16/2014	52539839	12/19/2014	-16.00000	Reg Hrs	-1131.540	5110000000	0501	5459	0501	5459	14	X14	KM	12/13/2014	N	25732
0022807986	12/13/2014	12/16/2014	52539839	12/19/2014	16.00000	VAN- Oth ERN	1131.540	5110000000	0501	5459	0501	5459	14	X14	KM	12/13/2014	N	25732
0018599928	12/13/2014	12/16/2014	52539838	12/19/2014	80.00000	Reg Earns	3903.850	5110000000	0501	5459	0501	5459	14	X14	EX	12/13/2014	N	54551
0022807986	12/13/2014	12/16/2014	52539839	12/19/2014	16.00000	PHE- Oth ERN	1131.540	5110000000	0501	5459	0501	5459	14	X14	KM	12/13/2014	N	25732
0022807986	12/13/2014	12/16/2014	94556068	12/10/2014	0.00000	XGU- Oth ERN	229.220	5110000000	0501	5459	2950	5459	14	X14	KM	12/13/2014	Y	25732
0018599928	12/13/2014	12/16/2014	52539838	12/19/2014	16.00000	VAN- Oth ERN	780.770	5110000000	0501	5459	0501	5459	14	X14	EX	12/13/2014	N	54551
0022807986	12/13/2014	12/16/2014	52539839	12/19/2014	80.00000	Reg Earns	5657.690	5110000000	0501	5459	0501	5459	14	X14	KM	12/13/2014	N	25732
0022807986	12/13/2014	12/16/2014	52539839	12/19/2014	-16.00000	Reg Hrs	-1131.540	5110000000	0501	5459	0501	5459	14	X14	KM	12/13/2014	N	25732
0022807986	12/13/2014	12/16/2014	52426005	12/11/2014	0.00000	XGU- Oth ERN	1723.710	5110000000	0501	5459	0501	5459	14	X14	KM	12/13/2014	Y	25732
0018599928	12/13/2014	12/16/2014	52539838	12/19/2014	-16.00000	Reg Hrs	-780.770	5110000000	0501	5459	0501	5459	14	X14	EX	12/13/2014	N	54551
0022807986	12/13/2014	12/16/2014	52426005	12/11/2014	0.00000	XEQ- Oth ERN	2987.000	5110000000	0501	5459	0501	5459	14	X14	KM	12/13/2014	Y	25732
0022807986	12/20/2014	12/22/2014	94617944	12/19/2014	0.00000	XGU- Oth ERN	142.690	5110000000	0501	5459	0501	5459	14	X14	KM	12/20/2014	Y	25732
0018599928	1/3/2015	12/29/2014	52791338	1/9/2015	40.00000	Accrual	1951.930	5110000000	0501	5459	0501	5459	14	X14	EX	12/27/2014	N	54551
0022807986	1/3/2015	12/29/2014	52791339	1/9/2015	40.00000	Accrual	2828.850	5110000000	0501	5459	0501	5459	14	X14	KM	12/27/2014	N	25732
0018599928	12/27/2014	12/29/2014	52791338	1/2/2015	80.00000	Reg Earns	3903.850	5110000000	0501	5459	0501	5459	14	X14	EX	12/27/2014	N	54551
0022807986	12/27/2014	12/29/2014	52791339	1/2/2015	80.00000	Reg Earns	5657.690	5110000000	0501	5459	0501	5459	14	X14	KM	12/27/2014	N	25732
0022807986	12/26/2014	1/6/2015	94743775	12/31/2014	0.00000	XGU- Oth ERN	632.470	5110000000	0501	5459	2950	5459	14	X14	KM	12/26/2014	Y	25732
0032477960	12/13/2014	12/16/2014	52539843	12/19/2014	-8.00000	Reg Hrs	-488.460	5110000000	0501	5459	0501	5459	14	X14	KM	12/13/2014	N	54119
0039007844	12/13/2014	12/16/2014	52540261	12/19/2014	0.00000	XGU- Oth ERN	15.760	5110000000	0501	5459	2950	5459	14	X14	KM	12/13/2014	N	42766
0032477960	12/13/2014	12/16/2014	52539843	12/19/2014	8.00000	VAN- Oth ERN	488.460	5110000000	0501	5459	0501	5459	14	X14	KM	12/13/2014	N	54119
0039007844	12/13/2014	12/16/2014	94605973	12/19/2014	0.00000	XGU- Oth ERN	259.190	5110000000	0501	5459	2950	5459	14	X14	KM	12/13/2014	N	42766
0032477960	12/13/2014	12/16/2014	52539843	12/19/2014	80.00000	Reg Earns	4884.620	5110000000	0501	5459	0501	5459	14	X14	KM	12/13/2014	N	54119
0039007844	12/13/2014	12/16/2014	52540261	12/19/2014	0.00000	XGS- Oth ERN	654.920	5110000000	0501	5459	2950	5459	14	X14	KM	12/13/2014	N	42766
0039007844	12/13/2014	12/16/2014	52540261	12/19/2014	80.00000	Reg Earns	5015.380	5110000000	0501	5459	2950	5459	14	X14	KM	12/13/2014	N	42766
0032477960	12/27/2014	12/29/2014	52791343	1/2/2015	80.00000	Reg Earns	4884.620	5110000000	0501	5459	0501	5459	14	X14	KM	12/27/2014	N	54119
0039007844	12/27/2014	12/29/2014	52791771	1/2/2015	80.00000	Reg Earns	5015.380	5110000000	0501	5459	2950	5459	14	X14	KM	12/27/2014	N	42766
0039007844	12/27/2014	12/29/2014	52791771	1/2/2015	0.00000	XGU- Oth ERN	54.250	5110000000	0501	5459	2950	5459	14	X14	KM	12/27/2014	N	42766
0039007844	12/27/2014	12/29/2014	52791771	1/2/2015	0.00000	XGS- Oth ERN	654.920	5110000000	0501									

0025215765	12/27/2014	12/29/2014	52791340	1/2/2015	80.00000	Reg Earns	4100.000	5110000000	0501	5459	0501	5459	14	X14	EX	12/27/2014	N	54573
0007442874	12/13/2014	12/16/2014	52539837	12/19/2014	-8.00000	Reg Hrs	-725.770	5110000000	0501	5459	0501	5459	14	X14	DM	12/13/2014	N	54713
0032480618	12/13/2014	12/16/2014	52539844	12/19/2014	80.00000	Reg Earns	3869.230	5110000000	0501	5459	0501	5459	14	X14	EX	12/13/2014	N	54573
0007442874	12/13/2014	12/16/2014	52539837	12/19/2014	8.00000	PHE- Oth ERN	725.770	5110000000	0501	5459	0501	5459	14	X14	DM	12/13/2014	N	54713
0007442874	12/13/2014	12/16/2014	52539837	12/19/2014	4.00000	VAN- Oth ERN	362.880	5110000000	0501	5459	0501	5459	14	X14	DM	12/13/2014	N	54713
0007442874	12/13/2014	12/16/2014	94557580	12/12/2014	0.00000	XGU- Oth ERN	6037.470	5110000000	0501	5459	0501	5459	14	X14	DM	12/13/2014	Y	54713
0054944954	12/13/2014	12/16/2014	52539846	12/19/2014	80.00000	Reg Earns	3400.000	5110000000	0501	5459	0501	5459	14	X14	EX	12/13/2014	N	54582
0007442874	12/13/2014	12/16/2014	52539837	12/19/2014	-4.00000	Reg Hrs	-362.880	5110000000	0501	5459	0501	5459	14	X14	DM	12/13/2014	N	54713
0007442874	12/13/2014	12/16/2014	52539837	12/19/2014	80.00000	Reg Earns	7257.690	5110000000	0501	5459	0501	5459	14	X14	DM	12/13/2014	N	54713
0052734738	12/13/2014	12/16/2014	52539845	12/19/2014	80.00000	Reg Earns	3461.540	5110000000	0501	5459	0501	5459	14	X14	EX	12/13/2014	N	54582
0007442874	1/3/2015	12/29/2014	52791337	1/9/2015	-20.00000	Accrual	-1814.430	5110000000	0501	5459	0501	5459	14	X14	DM	12/27/2014	N	54713
0032480618	1/3/2015	12/29/2014	52791344	1/9/2015	40.00000	Accrual	1934.620	5110000000	0501	5459	0501	5459	14	X14	EX	12/27/2014	N	54573
0052734738	12/27/2014	12/29/2014	52791345	1/2/2015	80.00000	Reg Earns	3461.540	5110000000	0501	5459	0501	5459	14	X14	EX	12/27/2014	N	54582
0054944954	1/3/2015	12/29/2014	52791346	1/9/2015	40.00000	Accrual	1700.000	5110000000	0501	5459	0501	5459	14	X14	EX	12/27/2014	N	54582
0007442874	12/27/2014	12/29/2014	52791337	1/2/2015	-40.00000	Reg Hrs	-3628.850	5110000000	0501	5459	0501	5459	14	X14	DM	12/27/2014	N	54713
0007442874	1/3/2015	12/29/2014	52791337	1/9/2015	20.00000	Accrual	1814.430	5110000000	0501	5459	0501	5459	14	X14	DM	12/27/2014	N	54713
0007442874	1/3/2015	12/29/2014	52791337	1/9/2015	40.00000	Accrual	3628.850	5110000000	0501	5459	0501	5459	14	X14	DM	12/27/2014	N	54713
0032480618	12/27/2014	12/29/2014	52791344	1/2/2015	80.00000	Reg Earns	3869.230	5110000000	0501	5459	0501	5459	14	X14	EX	12/27/2014	N	54573
0054944954	12/27/2014	12/29/2014	52791346	1/2/2015	80.00000	Reg Earns	3400.000	5110000000	0501	5459	0501	5459	14	X14	EX	12/27/2014	N	54582
0007442874	12/27/2014	12/29/2014	52791337	1/2/2015	40.00000	VAN- Oth ERN	3628.850	5110000000	0501	5459	0501	5459	14	X14	DM	12/27/2014	N	54713
0007442874	12/27/2014	12/29/2014	52791337	1/2/2015	80.00000	Reg Earns	7257.690	5110000000	0501	5459	0501	5459	14	X14	DM	12/27/2014	N	54713
0052734738	1/3/2015	12/29/2014	52791345	1/9/2015	40.00000	Accrual	1730.770	5110000000	0501	5459	0501	5459	14	X14	EX	12/27/2014	N	54582
0007442874	12/26/2014	1/6/2015	94743772	12/31/2014	0.00000	XGU- Oth ERN	1899.300	5110000000	0501	5459	2950	5459	14	X14	DM	12/26/2014	Y	54713

Data Entry View

Document Number: 100025940    Company Code: 1114    Fiscal Year: 2014  
Document Date: 12/31/2014    Posting Date: 12/31/2014    Period: 11  
Reference: PRE118    Cross-Comp.No.: 0101251742100114  
Currency: USD    Tests: none    Ledger Group:

Orig doc.	D	Item	PK	Cost	Ctr	S	G/L Account	G/L account name	Amount	Curr.	Amount in LC	LCurr	LC2 amount	LCur2	Profit Center
	H	23	50	93204000		5	7010110	EXEMPT PAYROLL	15,487.51	USD	15,487.51	USD	15,487.51	USD	H243
	H	39	50	93204000			7010110	EXEMPT PAYROLL	861.69	USD	861.69	USD	861.69	USD	H243
	H	44	50	93204000			7010110	EXEMPT PAYROLL	21,991.80	USD	21,991.80	USD	21,991.80	USD	H243
	H	49	50	93204000			7010110	EXEMPT PAYROLL	1,899.30	USD	1,899.30	USD	1,899.30	USD	H243

Payroll EXPAT salary reclass entry included in 511000000 total.

Data Entry View

Document Number: 100025934    Company Code: 1114    Fiscal Year: 2014  
Document Date: 01/03/2015    Posting Date: 01/03/2015    Period: 11  
Reference: CLOSEEEEE38    Cross-Comp.No.: 0101251328100114  
Currency: USD    Tests: none    Ledger Group:

Orig doc.	D	Item	PK	Cost	Ctr	S	G/L Account	G/L account name	Amount	Curr.	Amount in LC	LCurr	LC2 amount	LCur2	Profit Center
	S	21	40	93204000			7010110	EXEMPT PAYROLL	541.37	USD	541.37	USD	541.37	USD	H243
	S	26	40	93204000			7010110	EXEMPT PAYROLL	541.39	USD	541.39	USD	541.39	USD	H243
	S	27	40	93204000			7010110	EXEMPT PAYROLL	541.37	USD	541.37	USD	541.37	USD	H243
	S	34	40	93204000			7010110	EXEMPT PAYROLL	541.36	USD	541.36	USD	541.36	USD	H243
	S	45	40	93204000			7010110	EXEMPT PAYROLL	433.05	USD	433.05	USD	433.05	USD	H243

Payroll correction included in 5110000000 total.



B6

511000000 15,429.06 B1  
515000000 - B1  
518000000 - B1

GL\_EMP\_ACCOUNTING

4

ID	Pay Period End	Run Date	Check #	Check Dt	Hrs/Units	Line Descr	Amount	Acct	GL Loc	GL Exp Ctr	LD Loc	LD Exp Ctr	Co	Group	Empl Class	Earns End	Off Cycle	Job Code
0047871660	12/13/2014	12/16/2014	52538926	12/19/2014	80.00000	Reg Earnings	5788.460	5110000000	0501	3759	0501	3759	14	X14	KM	12/13/2014	N	41982
0047871660	1/3/2015	12/29/2014	52790408	1/9/2015	40.00000	Accrual	2894.230	5110000000	0501	3759	0501	3759	14	X14	KM	12/27/2014	N	41982
0047871660	12/27/2014	12/29/2014	52790408	1/2/2015	80.00000	Reg Earnings	5788.460	5110000000	0501	3759	0501	3759	14	X14	KM	12/27/2014	N	41982
0047228804	12/13/2014	12/16/2014	94556660	12/11/2014	0.00000	XGU- Oth ERN	2817.530	5110000000	0501	3759	2950	3759	14	X14	LM	12/13/2014	Y	39865

Data Entry View

Document Number: 100025934 Company Code: 1114 Fiscal Year: 2014  
 Document Date: 01/03/2015 Posting Date: 01/03/2015 Period: 11  
 Reference: CLOSEREK318 Cross-Comp.No.: 0101251328100114  
 Currency: USD

Clng doc.	D	Item	PK	Cost Ctr	S	G/L Account	G/L account name	Amount	Curr.	Amount in LC	LCurr	LC2 amount	LCar2	Profit Center
	S	11	40	93205000		7010110	EXEMPT PAYROLL	541.36	USD	541.36	USD	541.36	USD	H248
	S	15	40	93205000		7010110	EXEMPT PAYROLL	416.55	USD	416.55	USD	416.55	USD	H248

Payroll correction included in 5110000000 total.

Data Entry View

Document Number: 100025940 Company Code: 1114 Fiscal Year: 2014  
 Document Date: 12/31/2014 Posting Date: 12/31/2014 Period: 11  
 Reference: PRE118 Cross-Comp.No.: 0101251742100114  
 Currency: USD

Clng doc.	D	Item	PK	Cost Ctr	S	G/L Account	G/L account name	Amount	Curr.	Amount in LC	LCurr	LC2 amount	LCar2	Profit Center
	H	20	50	93205000		7010110	EXEMPT PAYROLL	2,817.53	USD	2,817.53	USD	2,817.53	USD	H248

Payroll EXPAT salary reclass entry included in 511000000 total.

B7

511000000 22,457.91 B1  
515000000 - B1  
518000000 - B1

GL\_EMP\_ACCOUNTING

22

ID	Pay Period End	Run Date	Check #	Check Dt	Hrs/Units	Line Descr	Amount	Acct	GL Loc	GL Exp Ctr	LD Loc	LD Exp Ctr	Co	Group	Empl Class	Earns End	Off Cycle	Job Code
0033294224	12/13/2014	12/16/2014	52466802	12/19/2014	80.00000	Reg Earns	4753.850	5110000000	0501	4101	0501	4101	11	X11	LM	12/13/2014	N	10362
0033294224	1/3/2015	12/29/2014	52732219	1/9/2015	40.00000	Accrual	2376.930	5110000000	0501	4101	0501	4101	11	X11	LM	12/27/2014	N	10362
0033294224	12/27/2014	12/29/2014	52732219	1/2/2015	80.00000	Reg Earns	4753.850	5110000000	0501	4101	0501	4101	11	X11	LM	12/27/2014	N	10362
0032377913	12/13/2014	12/16/2014	1.41212E+14	12/12/2014	0.00000	XGU- Oth ERN	55.860	5110000000	0501	4101	2950	4101	11	X11	LM	12/13/2014	Y	10362
0058557687	12/13/2014	12/16/2014	52466803	12/19/2014	80.00000	Reg Earns	3846.150	5110000000	0501	4101	0501	4101	11	X11	EX	12/13/2014	N	2074
0058557687	1/3/2015	12/29/2014	52732220	1/9/2015	40.00000	Accrual	1923.080	5110000000	0501	4101	0501	4101	11	X11	EX	12/27/2014	N	2074
0058557687	12/27/2014	12/29/2014	52732220	1/2/2015	80.00000	Reg Earns	3846.150	5110000000	0501	4101	0501	4101	11	X11	EX	12/27/2014	N	2074
0058557687	1/3/2015	12/29/2014	52732220	1/9/2015	-8.00000	Accrual	-384.620	5110000000	0501	4101	0501	4101	11	X11	EX	12/27/2014	N	2074
0058557687	12/27/2014	12/29/2014	52732220	1/2/2015	-16.00000	Reg Hrs	-769.230	5110000000	0501	4101	0501	4101	11	X11	EX	12/27/2014	N	2074
0058557687	1/3/2015	12/29/2014	52732220	1/9/2015	8.00000	Accrual	384.620	5110000000	0501	4101	0501	4101	11	X11	EX	12/27/2014	N	2074
0058557687	12/27/2014	12/29/2014	52732220	1/2/2015	16.00000	VAN- Oth ERN	769.230	5110000000	0501	4101	0501	4101	11	X11	EX	12/27/2014	N	2074
0045007267	12/13/2014	12/16/2014	52468147	12/19/2014	24.00000	PHE- Oth ERN	1269.230	5110000000	0501	4101	2950	4101	11	X11	LM	12/13/2014	N	43398
0045007267	12/13/2014	12/16/2014	52468147	12/19/2014	80.00000	Reg Earns	4230.770	5110000000	0501	4101	2950	4101	11	X11	LM	12/13/2014	N	43398
0045007267	12/13/2014	12/16/2014	52468147	12/19/2014	-24.00000	Reg Hrs	-1269.230	5110000000	0501	4101	2950	4101	11	X11	LM	12/13/2014	N	43398
0045007267	12/13/2014	12/16/2014	52468147	12/19/2014	0.00000	XGU- Oth ERN	7.600	5110000000	0501	4101	2950	4101	11	X11	LM	12/13/2014	N	43398
0045007267	12/13/2014	12/16/2014	52468148	12/19/2014	0.00000	XGU- Oth ERN	471.420	5110000000	0501	4101	2950	4101	11	X11	LM	12/13/2014	N	43398
0045007267	12/13/2014	12/16/2014	52468147	12/19/2014	0.00000	XGS- Oth ERN	516.460	5110000000	0501	4101	2950	4101	11	X11	LM	12/13/2014	N	43398
0045007267	1/3/2015	12/29/2014	52733579	1/9/2015	40.00000	Accrual	2115.390	5110000000	0501	4101	2950	4101	11	X11	LM	12/27/2014	N	43398
0045007267	12/27/2014	12/29/2014	52733579	1/2/2015	80.00000	Reg Earns	4230.770	5110000000	0501	4101	2950	4101	11	X11	LM	12/27/2014	N	43398
0045007267	12/27/2014	12/29/2014	52733579	1/2/2015	0.00000	XGU- Oth ERN	42.780	5110000000	0501	4101	2950	4101	11	X11	LM	12/27/2014	N	43398
0045007267	12/27/2014	12/29/2014	52733579	1/2/2015	0.00000	XGS- Oth ERN	516.460	5110000000	0501	4101	2950	4101	11	X11	LM	12/27/2014	N	43398
0045007267	12/26/2014	1/6/2015	94743932	12/31/2014	0.00000	XGU- Oth ERN	1194.630	5110000000	0501	4101	2950	4101	11	X11	LM	12/26/2014	Y	43398

Data Entry View

Document Number 100038159 Company Code 1113 Fiscal Year 2014  
Document Date 12/31/2014 Posting Date 12/31/2014 Period 11  
Reference FBE118 Cross-Comp.No. 0101251742100114  
Currency USD Texts used Ledger Group

Clmg doc.	D	Item	PK	Cost Ctr	S	G/L Account	G/L account name	Amount	Curr.	Amount in LC	LCurr	LC2 amount	LCur2	Profit Center
H	2	50	93207000	7010110	EXEMPT PAYROLL	13,326.28	USD	13,326.28	USD	13,326.28	USD	13,326.28	USD	H244
H	5	50	93207000	7010110	EXEMPT PAYROLL	55.86	USD	55.86	USD	55.86	USD	55.86	USD	H244

Payroll EXPAT salary reclass entry included in 511000000 total.

Data Entry View

Document Number 100038155 Company Code 1113 Fiscal Year 2014  
Document Date 01/03/2015 Posting Date 01/03/2015 Period 11  
Reference CL0SEKZK38 Cross-Comp.No. 0101281328100114  
Currency USD Texts used Ledger Group

Clmg doc.	D	Item	PK	Cost Ctr	S	G/L Account	G/L account name	Amount	Curr.	Amount in LC	LCurr	LC2 amount	LCur2	Profit Center
S	1	40	93207000	7010110	EXEMPT PAYROLL	541.36	USD	541.36	USD	541.36	USD	541.36	USD	H244
S	7	40	93207000	7010110	EXEMPT PAYROLL	416.54	USD	416.54	USD	416.54	USD	416.54	USD	H244

Payroll correction included in 511000000 total

B8

511000000 392,226.67 B1  
515000000 4,647.84 B1  
518000000 146.26 B1

GL\_EMP\_ACCOUNTING

215

ID	Pay Period End	Run Date	Check #	Check Dt	Hrs/Units	Line Descr	Amount	Acct	GL Loc	GL Exp Ctr	LD Loc	LD Exp Ctr	Co	Group	Empl Class	Earns End	Off Cycle	Project	Job Code
0060771441	12/13/2014	12/16/2014	52428317	12/19/2014	1.40000	ZOT- Oth ERN	53.050	5180000000	0501	2301	0591	2301	11	A11	RG	12/6/2014	N		41694
0060771441	12/13/2014	12/16/2014	52428317	12/19/2014	0.72000	ZOT- Oth ERN	27.280	5180000000	0501	2301	0591	2301	11	A11	RG	12/13/2014	N		41694
0064770944	12/13/2014	12/16/2014	52469087	12/19/2014	28.00000	VAN- Oth ERN	1278.850	5110000000	0501	2301	0591	2301	11	X11	EX	12/13/2014	N		40050
0064770944	12/13/2014	12/16/2014	52469087	12/19/2014	-4.00000	Reg Hrs	-182.690	5110000000	0501	2301	0591	2301	11	X11	EX	12/13/2014	N		40050
0060771441	12/13/2014	12/16/2014	52428317	12/19/2014	40.00000	REG- Oth ERN	1010.400	5150000000	0501	2301	0591	2301	11	A11	RG	12/13/2014	N		41694
0060771441	12/13/2014	12/16/2014	52428317	12/19/2014	40.00000	REG- Oth ERN	1010.400	5150000000	0501	2301	0591	2301	11	A11	RG	12/6/2014	N		41694
0064770944	12/13/2014	12/16/2014	52469087	12/19/2014	-28.00000	Reg Hrs	-1278.850	5110000000	0501	2301	0591	2301	11	X11	EX	12/13/2014	N		40050
0064770944	12/13/2014	12/16/2014	52469087	12/19/2014	80.00000	Reg Eams	3653.850	5110000000	0501	2301	0591	2301	11	X11	EX	12/13/2014	N		40050
0064770944	12/13/2014	12/16/2014	52469087	12/19/2014	4.00000	PHE- Oth ERN	182.690	5110000000	0501	2301	0591	2301	11	X11	EX	12/13/2014	N		40050
0060771441	12/27/2014	12/29/2014	52818562	1/2/2015	0.17000	ZOT- Oth ERN	6.440	5180000000	0501	2301	0591	2301	11	A11	RG	12/27/2014	N		41694
0060771441	12/27/2014	12/29/2014	52818562	1/2/2015	32.00000	REG- Oth ERN	808.320	5150000000	0501	2301	0591	2301	11	A11	RG	12/27/2014	N		41694
0066033267	1/3/2015	12/29/2014	52733576	1/9/2015	20.00000	Accrual	1009.620	5110000000	0501	2301	0591	2301	11	X11	EX	12/27/2014	N		40042
0064770944	1/3/2015	12/29/2014	52734547	1/9/2015	40.00000	Accrual	1826.930	5110000000	0501	2301	0591	2301	11	X11	EX	12/27/2014	N		40050
0066033267	12/27/2014	12/29/2014	52733576	1/2/2015	40.00000	Reg Eams	2019.230	5110000000	0501	2301	0591	2301	11	X11	EX	12/27/2014	N		40042
0066033267	1/3/2015	12/29/2014	52733576	1/9/2015	20.00000	Accrual	1009.620	5110000000	0501	2301	0591	2301	11	X11	EX	12/20/2014	N		40042
0060771441	12/27/2014	12/29/2014	52818562	1/2/2015	33.37000	REG- Oth ERN	842.930	5150000000	0501	2301	0591	2301	11	A11	RG	12/20/2014	N		41694
0060771441	12/27/2014	12/29/2014	52818562	1/2/2015	6.63000	RTO- Oth ERN	167.470	5150000000	0501	2301	0591	2301	11	A11	RG	12/20/2014	N		41694
0064770944	12/27/2014	12/29/2014	52734547	1/2/2015	80.00000	Reg Eams	3653.850	5110000000	0501	2301	0591	2301	11	X11	EX	12/27/2014	N		40050
0066033267	12/27/2014	12/29/2014	52733576	1/2/2015	40.00000	Reg Eams	2019.230	5110000000	0501	2301	0591	2301	11	X11	EX	12/20/2014	N		40042
0060771441	1/3/2015	1/6/2015	0	1/5/2015	32.00000	Non-Exempt Accrual	808.320	5150000000	0501	2301	0591	2301	11	A11	RG	1/3/2015	N		41694
0060771441	1/3/2015	1/6/2015	0	1/5/2015	1.57000	Non-Exempt Accrual	59.490	5180000000	0501	2301	0591	2301	11	A11	RG	1/3/2015	N		41694
0047775739	12/13/2014	12/16/2014	94569589	12/19/2014	80.00000	Reg Eams	3446.150	5110000000	0501	2301	0591	2301	11	X11	EX	12/13/2014	N		40046
0047775739	12/13/2014	12/16/2014	94569589	12/19/2014	48.00000	VAN- Oth ERN	2067.690	5110000000	0501	2301	0591	2301	11	X11	EX	12/13/2014	N		40046
0047775739	12/13/2014	12/16/2014	94569589	12/19/2014	-48.00000	Reg Hrs	-2067.690	5110000000	0501	2301	0591	2301	11	X11	EX	12/13/2014	N		40046
0060403961	12/13/2014	12/16/2014	52469084	12/19/2014	80.00000	Reg Eams	3711.540	5110000000	0501	2301	0591	2301	11	X11	LM	12/13/2014	N		40047
0047775739	1/3/2015	12/29/2014	52734538	1/9/2015	40.00000	Accrual	1723.080	5110000000	0501	2301	0591	2301	11	X11	EX	12/27/2014	N		40046
0060403961	1/3/2015	12/29/2014	52734544	1/9/2015	40.00000	Accrual	1855.770	5110000000	0501	2301	0591	2301	11	X11	LM	12/27/2014	N		40047
0047775739	12/27/2014	12/29/2014	52734538	1/2/2015	80.00000	Reg Eams	3446.150	5110000000	0501	2301	0591	2301	11	X11	EX	12/27/2014	N		40046
0060403961	12/27/2014	12/29/2014	52734544	1/2/2015	80.00000	Reg Eams	3711.540	5110000000	0501	2301	0591	2301	11	X11	LM	12/27/2014	N		40047
0051510709	12/13/2014	12/16/2014	52470377	12/19/2014	8.00000	PHE- Oth ERN	365.380	5110000000	0501	2301	2950	2301	11	X11	LM	12/13/2014	N		55184
0051510709	12/13/2014	12/16/2014	52470377	12/19/2014	-8.00000	Reg Hrs	-365.380	5110000000	0501	2301	2950	2301	11	X11	LM	12/13/2014	N		55184
0051510709	12/13/2014	12/16/2014	52470377	12/19/2014	80.00000	Reg Eams	3653.850	5110000000	0501	2301	2950	2301	11	X11	LM	12/13/2014	N		55184
0051510709	12/13/2014	12/16/2014	52470377	12/19/2014	-8.00000	Reg Hrs	-365.380	5110000000	0501	2301	2950	2301	11	X11	LM	12/13/2014	N		55184
0051510709	12/13/2014	12/16/2014	52470377	12/19/2014	8.00000	VAN- Oth ERN	365.380	5110000000	0501	2301	2950	2301	11	X11	LM	12/13/2014	N		55184
0056250095	12/13/2014	12/16/2014	52469080	12/19/2014	80.00000	Reg Eams	5088.460	5110000000	0501	2301	0591	2301	11	X11	LM	12/13/2014	N		40052
0051510709	12/13/2014	12/16/2014	52554125	12/19/2014	0.00000	RTP- Oth ERN	538.460	5110000000	0501	2301	2950	2301	14	X14	LM	11/29/2014	Y		55184
0051510709	12/20/2014	12/22/2014	52554125	12/19/2014	0.00000	RTP- Oth ERN	-538.460	5110000000	0501	2301	2950	2301	14	X14	LM	11/29/2014	Y		55184
0051510709	12/27/2014	12/29/2014	52735877	1/2/2015	-8.00000	Reg Hrs	-365.380	5110000000	0501	2301	2950	2301	11	X11	LM	12/27/2014	N		55184
0051510709	1/3/2015	12/29/2014	52735877	1/9/2015	4.00000	Accrual	182.690	5110000000	0501	2301	2950	2301	11	X11	LM	12/27/2014	N		55184
0056250095	1/3/2015	12/29/2014	52734540	1/9/2015	40.00000	Accrual	2544.230	5110000000	0501	2301	0591	2301	11	X11	LM	12/27/2014	N		40052
0051510709	1/3/2015	12/29/2014	52735877	1/9/2015	-24.00000	Accrual	-1096.160	5110000000	0501	2301	2950	2301	11	X11	LM	12/27/2014	N		55184
0051510709	12/27/2014	12/29/2014	52735877	1/2/2015	8.00000	PHE- Oth ERN	365.380	5110000000	0501	2301	2950	2301	11	X11	LM	12/27/2014	N		55184
0051510709	1/3/2015	12/29/2014	52735877	1/9/2015	40.00000	Accrual	1826.930	5110000000	0501	2301	2950	2301	11	X11	LM	12/27/2014	N		55184
0056250095	12/27/2014	12/29/2014	52734540	1/2/2015	80.00000	Reg Eams	5088.460	5110000000	0501	2301	0591	2301	11	X11	LM	12/27/2014	N		40052
0051510709	12/27/2014	12/29/2014	52735877	1/2/2015	-48.00000	Reg Hrs	-2192.310	5110000000	0501	2301	2950	2301	11	X11	LM	12/27/2014	N		55184
0051510709	1/3/2015	12/29/2014	52735877	1/9/2015	24.00000	Accrual	1096.160	5110000000	0501	2301	2950	2301	11	X11	LM	12/27/2014	N		55184
0051510709	12/27/2014	12/29/2014	52735877	1/2/2015	80.00000	Reg Eams	3653.850	5110000000	0501	2301	2950	2301	11	X11	LM	12/27/2014	N		55184
0051510709	12/27/2014	12/29/2014	52735877	1/2/2015	48.00000	VAN- Oth ERN	2192.310	5110000000	0501	2301	2950	2301	11	X11	LM	12/27/2014	N		55184
0051510709	1/3/2015	12/29/2014	52735877	1/9/2015	-4.00000	Accrual	-182.690	5110000000	0501	2301	2950	2301	11	X11	LM	12/27/2014	N		55184
0051510709	12/26/2014	1/6/2015	1.50101E+14	1/1/2015	0.00000	XBF- Oth ERN	500.000	5110000000	0501	2301	2950	2301	11	X11	LM	11/29/2014	Y		55184
0051510709	12/26/2014	1/6/2015	1.50101E+14	1/1/2015	0.00000	RTP- Oth ERN	538.460	5110000000	0501	2301	2950	2301	11	X11	LM	12/6/2014	Y		55184
0051510709	12/26/2014	1/6/2015	1.41227E+14	12/26/2014	80.00000	REG- Oth ERN	3384.620	5110000000	0501	2301	2950	2301	11	X11	LM	11/15/2014	Y		55184
0051510709	12/26/2014	1/6/2015	1.50102E+14	1/1/2015	-80.00000	REG- Oth ERN	-3384.620	5110000000	0501	2301	2950	2301	11	X11	LM	11/29/2014	Y		55184
0051510709	12/26/2014	1/6/2015	1.41227E+14	12/26/2014	0.00000	XMA- Oth ERN	7500.000	5110000000	0501	2301	2950	2301	11	X11	LM	11/29/2014	Y		55184
0051510709	12/26/2014	1/6/2015	1.50101E+14	1/1/2015	80.00000	REG- Oth ERN	3384.620	5110000000	0501	2301	2950	2301	11	X11	LM	11/15/2014	Y		55184
0051510709	12/26/2014	1/6/2015	1.50101E+13	1/1/2015	80.00000	REG- Oth ERN													

0051510709	12/26/2014	1/6/2015	1.41227E+14	12/26/2014	0.00000 XBF- Oth ERN	500.000 5110000000 0501	2301	2950	2301	11	X11	LM	11/29/2014	Y	55184
0051510709	12/26/2014	1/6/2015	1.50101E+14	1/1/2015	0.00000 XGU- Oth ERN	662.700 5110000000 0501	2301	2950	2301	11	X11	LM	11/29/2014	Y	55184
0051510709	12/26/2014	1/6/2015	1.50102E+14	1/1/2015	-80.00000 REG- Oth ERN	-3384.620 5110000000 0501	2301	2950	2301	11	X11	LM	11/15/2014	Y	55184
0051510709	12/26/2014	1/6/2015	1.50102E+14	1/1/2015	0.00000 XBF- Oth ERN	-500.000 5110000000 0501	2301	2950	2301	11	X11	LM	11/29/2014	Y	55184
0051510709	12/26/2014	1/6/2015	1.41227E+14	12/26/2014	80.00000 REG- Oth ERN	3384.620 5110000000 0501	2301	2950	2301	11	X11	LM	11/29/2014	Y	55184
0051510709	12/26/2014	1/6/2015	94743738	12/31/2014	0.00000 XGU- Oth ERN	355.020 5110000000 0501	2301	2950	2301	11	X11	LM	12/26/2014	Y	55184
0046307369	12/13/2014	12/16/2014	52469078	12/19/2014	80.00000 Reg Eams	8500.000 5110000000 0501	2301	0591	2301	11	X11	DM	12/13/2014	N	25111
0058106238	12/13/2014	12/16/2014	52469081	12/19/2014	80.00000 Reg Eams	5246.150 5110000000 0501	2301	0591	2301	11	X11	LM	12/13/2014	N	54192
0022866156	12/13/2014	12/16/2014	52469070	12/19/2014	80.00000 Reg Eams	4984.620 5110000000 0501	2301	0591	2301	11	X11	LM	12/13/2014	N	40052
0022866156	12/13/2014	12/16/2014	52469070	12/19/2014	4.00000 VAN- Oth ERN	249.230 5110000000 0501	2301	0591	2301	11	X11	LM	12/13/2014	N	40052
0022866156	12/13/2014	12/16/2014	52469070	12/19/2014	-4.00000 Reg Hrs	-249.230 5110000000 0501	2301	0591	2301	11	X11	LM	12/13/2014	N	40052
0058106238	12/27/2014	12/29/2014	52734541	1/2/2015	80.00000 Reg Eams	5246.150 5110000000 0501	2301	0591	2301	11	X11	LM	12/27/2014	N	54192
0046307369	1/3/2015	12/29/2014	52734537	1/9/2015	40.00000 Accrual	4250.000 5110000000 0501	2301	0591	2301	11	X11	DM	12/27/2014	N	25111
0022866156	1/3/2015	12/29/2014	52734529	1/9/2015	40.00000 Accrual	2492.310 5110000000 0501	2301	0591	2301	11	X11	LM	12/27/2014	N	40052
0046307369	12/27/2014	12/29/2014	52734537	1/2/2015	80.00000 Reg Eams	8500.000 5110000000 0501	2301	0591	2301	11	X11	DM	12/27/2014	N	25111
0022866156	12/27/2014	12/29/2014	52734529	1/2/2015	80.00000 Reg Eams	4984.620 5110000000 0501	2301	0591	2301	11	X11	LM	12/27/2014	N	40052
0058106238	1/3/2015	12/29/2014	52734541	1/9/2015	40.00000 Accrual	2623.080 5110000000 0501	2301	0591	2301	11	X11	LM	12/27/2014	N	54192
0009675075	12/13/2014	12/16/2014	52469067	12/19/2014	12.00000 VAN- Oth ERN	600.580 5110000000 0501	2301	0591	2301	11	X11	LM	12/13/2014	N	40043
0064523467	12/13/2014	12/16/2014	52469086	12/19/2014	-32.00000 Reg Hrs	-1807.690 5110000000 0501	2301	0591	2301	11	X11	LM	12/13/2014	N	40047
0025738725	12/13/2014	12/16/2014	52469072	12/19/2014	64.00000 Reg Eams	4775.380 5110000000 0501	2301	0591	2301	11	X11	LM	12/13/2014	N	40052
0045173747	12/13/2014	12/16/2014	52469077	12/19/2014	80.00000 Reg Eams	4001.540 5110000000 0501	2301	0591	2301	11	X11	EX	12/13/2014	N	40046
0064523467	12/13/2014	12/16/2014	52469086	12/19/2014	32.00000 VAN- Oth ERN	1807.690 5110000000 0501	2301	0591	2301	11	X11	LM	12/13/2014	N	40047
0009675075	12/13/2014	12/16/2014	52469067	12/19/2014	-12.00000 Reg Hrs	-600.580 5110000000 0501	2301	0591	2301	11	X11	LM	12/13/2014	N	40043
0045173747	12/13/2014	12/16/2014	52469077	12/19/2014	8.00000 PHE- Oth ERN	400.150 5110000000 0501	2301	0591	2301	11	X11	EX	12/13/2014	N	40046
0064523467	12/13/2014	12/16/2014	52469086	12/19/2014	80.00000 Reg Eams	4519.230 5110000000 0501	2301	0591	2301	11	X11	LM	12/13/2014	N	40047
0064523467	12/13/2014	12/16/2014	52469086	12/19/2014	8.00000 PHE- Oth ERN	451.920 5110000000 0501	2301	0591	2301	11	X11	LM	12/13/2014	N	40047
0009675075	12/13/2014	12/16/2014	52469067	12/19/2014	80.00000 Reg Eams	4003.850 5110000000 0501	2301	0591	2301	11	X11	LM	12/13/2014	N	40043
0045173747	12/13/2014	12/16/2014	52469077	12/19/2014	-8.00000 Reg Hrs	-400.150 5110000000 0501	2301	0591	2301	11	X11	EX	12/13/2014	N	40046
0064523467	12/13/2014	12/16/2014	52469086	12/19/2014	-8.00000 Reg Hrs	-451.920 5110000000 0501	2301	0591	2301	11	X11	LM	12/13/2014	N	40047
0065237794	12/20/2014	12/22/2014	52555380	12/19/2014	4.00000 VAN- Oth ERN	192.310 5110000000 0501	2301	0591	2301	11	X11	EX	12/13/2014	Y	40050
0065237794	12/20/2014	12/22/2014	52555380	12/19/2014	-4.00000 Reg Hrs	-192.310 5110000000 0501	2301	0591	2301	11	X11	EX	12/13/2014	Y	40050
0009641754	12/20/2014	12/22/2014	52555119	12/19/2014	80.00000 REG- Oth ERN	5092.310 5110000000 0501	2301	0591	2301	11	X11	LM	12/13/2014	Y	40048
0065237794	12/20/2014	12/22/2014	52555380	12/19/2014	80.00000 REG- Oth ERN	3846.150 5110000000 0501	2301	0591	2301	11	X11	EX	12/13/2014	Y	40050
0009641754	12/27/2014	12/29/2014	52734524	1/2/2015	16.00000 VAN- Oth ERN	1018.460 5110000000 0501	2301	0591	2301	11	X11	LM	12/27/2014	N	40048
0009641754	1/3/2015	12/29/2014	52734524	1/9/2015	40.00000 Accrual	2546.160 5110000000 0501	2301	0591	2301	11	X11	LM	12/27/2014	N	40048
0009675075	12/27/2014	12/29/2014	52734526	1/2/2015	8.00000 PHE- Oth ERN	400.380 5110000000 0501	2301	0591	2301	11	X11	LM	12/27/2014	N	40043
0009675075	1/3/2015	12/29/2014	52734526	1/9/2015	40.00000 Accrual	2001.930 5110000000 0501	2301	0591	2301	11	X11	LM	12/27/2014	N	40043
0025738725	1/3/2015	12/29/2014	52734531	1/9/2015	32.00000 Accrual	2387.690 5110000000 0501	2301	0591	2301	11	X11	LM	12/27/2014	N	40052
0045173747	1/3/2015	12/29/2014	52734536	1/9/2015	40.00000 Accrual	2000.770 5110000000 0501	2301	0591	2301	11	X11	EX	12/27/2014	N	40046
0064523467	12/27/2014	12/29/2014	52734546	1/2/2015	-16.00000 Reg Hrs	-903.850 5110000000 0501	2301	0591	2301	11	X11	LM	12/27/2014	N	40047
0064523467	1/3/2015	12/29/2014	52734546	1/9/2015	8.00000 Accrual	451.930 5110000000 0501	2301	0591	2301	11	X11	LM	12/27/2014	N	40047
0009641754	12/27/2014	12/29/2014	52734524	1/2/2015	80.00000 Reg Eams	5092.310 5110000000 0501	2301	0591	2301	11	X11	LM	12/27/2014	N	40048
0009675075	12/27/2014	12/29/2014	52734526	1/2/2015	80.00000 Reg Eams	4003.850 5110000000 0501	2301	0591	2301	11	X11	LM	12/27/2014	N	40043
0009675075	1/3/2015	12/29/2014	52734526	1/9/2015	-8.00000 Accrual	-400.390 5110000000 0501	2301	0591	2301	11	X11	LM	12/27/2014	N	40043
0025738725	12/27/2014	12/29/2014	52734531	1/2/2015	64.00000 Reg Eams	4775.380 5110000000 0501	2301	0591	2301	11	X11	LM	12/27/2014	N	40052
0045173747	12/27/2014	12/29/2014	52734536	1/2/2015	80.00000 Reg Eams	4001.540 5110000000 0501	2301	0591	2301	11	X11	EX	12/27/2014	N	40046
0045173747	1/3/2015	12/29/2014	52734536	1/9/2015	-2.00000 Accrual	-100.040 5110000000 0501	2301	0591	2301	11	X11	EX	12/27/2014	N	40046
0064523467	12/27/2014	12/29/2014	52734546	1/2/2015	16.00000 VAN- Oth ERN	903.850 5110000000 0501	2301	0591	2301	11	X11	LM	12/27/2014	N	40047
0009641754	1/3/2015	12/29/2014	52734524	1/9/2015	-8.00000 Accrual	-509.230 5110000000 0501	2301	0591	2301	11	X11	LM	12/27/2014	N	40048
0009675075	1/3/2015	12/29/2014	52734526	1/9/2015	-4.00000 Accrual	-200.190 5110000000 0501	2301	0591	2301	11	X11	LM	12/27/2014	N	40043
0009675075	12/27/2014	12/29/2014	52734526	1/2/2015	-16.00000 Reg Hrs	-800.770 5110000000 0501	2301	0591	2301	11	X11	LM	12/27/2014	N	40043
0009675075	1/3/2015	12/29/2014	52734526	1/9/2015	8.00000 Accrual	400.390 5110000000 0501	2301	0591	2301	11	X11	LM	12/27/2014	N	40043
0045173747	12/27/2014	12/29/2014	52734536	1/2/2015	-4.00000 Reg Hrs	-200.080 5110000000 0501	2301	0591	2301	11	X11	EX	12/27/2014	N	40046
0045173747	1/3/2015	12/29/2014	52734536	1/9/2015	2.00000 Accrual	100.040 5110000000 0501	2301	0591	2301	11	X11	EX	12/27/2014	N	40046
0064523467	1/3/2015	12/29/2014	52734546	1/9/2015	40.00000 Accrual	2259.620 5110000000 0501	2301	0591	2301	11	X11	LM	12/27/2014	N	40047
0065237794	1/3/2015	12/29/2014	52734549	1/9/2015	40.00000 Accrual	1923.080 5110000000 0501	2301	0591	2301	11	X11	EX	12/27/2014	N	40050
0009641754	12/27/2014	12/29/2014	52734524	1/2/2015	-16.00000 Reg Hrs	-1018.460 5110000000 0501	2301	0591	2301	11	X11	LM	12/27/2014	N	40048
0009641754	1/3/2015	12/29/2014	52734524	1/9/2015	8.00000 Accrual	509.230 5110000000 0501	2301	0591	2301	11	X11	LM	12/27/2014	N	40048
0009675075	12/27/2014	12/29/2014	52734526	1/2/2015	-8.00000 Reg Hrs	-400.380 5110000000 0501	2301	0591	2301	11	X11	LM	12/27/2014	N	40043
0009675075	1/3/2015	12/29/2014	52734526	1/9/2015	4.00000 Accrual	200.190 5110000000 0501	2301	0591	2301	11	X11	LM	12/27/2014	N	40043
0009675075	12/27/2014	12/29/2014	52734526	1/2/2015	16.00000 VAN- Oth ERN	800.770 5110000000 0501	2301	0591	2301	11	X11	LM	12/27/2014	N	40043
0045173747	12/27/2014	12/29/2014	52734536	1/2/2015	4.00000 PHE- Oth ERN	200.080 5110000000 0501	2301	0591	2301	11	X11	EX	12/27/2014	N	40046
0064523467	12/27/2014	12													

0063972467	12/13/2014	12/16/2014	52466157	12/19/2014	8.00000	VAN- Oth ERN	369.230	5110000000	0501	2301	0501	2301	11	X11	EX	12/13/2014	N	40046
0016971087	12/13/2014	12/16/2014	52469069	12/19/2014	80.00000	Reg Eams	4873.080	5110000000	0501	2301	0591	2301	11	X11	LM	12/13/2014	N	40048
0050226430	12/13/2014	12/16/2014	52469079	12/19/2014	32.00000	VAN- Oth ERN	2160.000	5110000000	0501	2301	0591	2301	11	X11	LM	12/13/2014	N	40052
0063972467	12/13/2014	12/16/2014	52466157	12/19/2014	80.00000	Reg Eams	3696.310	5110000000	0501	2301	0501	2301	11	X11	EX	12/13/2014	N	40046
0050226430	12/13/2014	12/16/2014	52469079	12/19/2014	-32.00000	Reg Hrs	-2160.000	5110000000	0501	2301	0591	2301	11	X11	LM	12/13/2014	N	40052
0016971087	1/3/2015	12/29/2014	52734528	1/9/2015	40.00000	Accrual	2436.540	5110000000	0501	2301	0591	2301	11	X11	LM	12/27/2014	N	40048
0016971087	12/27/2014	12/29/2014	52734528	1/2/2015	80.00000	Reg Eams	4873.080	5110000000	0501	2301	0591	2301	11	X11	LM	12/27/2014	N	40048
0050226430	1/3/2015	12/29/2014	52734539	1/9/2015	40.00000	Accrual	2700.000	5110000000	0501	2301	0591	2301	11	X11	LM	12/27/2014	N	40052
0063972467	1/3/2015	12/29/2014	52731576	1/9/2015	40.00000	Accrual	1846.160	5110000000	0501	2301	0501	2301	11	X11	EX	12/27/2014	N	40046
0050226430	12/27/2014	12/29/2014	52734539	1/2/2015	80.00000	Reg Eams	5400.000	5110000000	0501	2301	0591	2301	11	X11	LM	12/27/2014	N	40052
0063972467	12/27/2014	12/29/2014	52731576	1/2/2015	80.00000	Reg Eams	3692.310	5110000000	0501	2301	0501	2301	11	X11	EX	12/27/2014	N	40046
0032046476	12/13/2014	12/16/2014	52469074	12/19/2014	80.00000	Reg Eams	5338.460	5110000000	0501	2301	0591	2301	11	X11	LM	12/13/2014	N	40052
0032046476	12/27/2014	12/29/2014	52734533	1/2/2015	-8.00000	Reg Hrs	-533.850	5110000000	0501	2301	0591	2301	11	X11	LM	12/27/2014	N	40052
0032046476	1/3/2015	12/29/2014	52734533	1/9/2015	4.00000	Accrual	266.930	5110000000	0501	2301	0591	2301	11	X11	LM	12/27/2014	N	40052
0032046476	12/27/2014	12/29/2014	52734533	1/2/2015	8.00000	VAN- Oth ERN	533.850	5110000000	0501	2301	0591	2301	11	X11	LM	12/27/2014	N	40052
0032046476	12/27/2014	12/29/2014	52734533	1/2/2015	8.00000	PHE- Oth ERN	533.850	5110000000	0501	2301	0591	2301	11	X11	LM	12/27/2014	N	40052
0032046476	1/3/2015	12/29/2014	52734533	1/9/2015	40.00000	Accrual	2669.230	5110000000	0501	2301	0591	2301	11	X11	LM	12/27/2014	N	40052
0032046476	12/27/2014	12/29/2014	52734533	1/2/2015	80.00000	Reg Eams	5338.460	5110000000	0501	2301	0591	2301	11	X11	LM	12/27/2014	N	40052
0032046476	1/3/2015	12/29/2014	52734533	1/9/2015	-4.00000	Accrual	-266.930	5110000000	0501	2301	0591	2301	11	X11	LM	12/27/2014	N	40052
0032046476	1/3/2015	12/29/2014	52734533	1/9/2015	-4.00000	Accrual	-266.930	5110000000	0501	2301	0591	2301	11	X11	LM	12/27/2014	N	40052
0032046476	12/27/2014	12/29/2014	52734533	1/2/2015	-8.00000	Reg Hrs	-533.850	5110000000	0501	2301	0591	2301	11	X11	LM	12/27/2014	N	40052
0032046476	1/3/2015	12/29/2014	52734533	1/9/2015	4.00000	Accrual	266.930	5110000000	0501	2301	0591	2301	11	X11	LM	12/27/2014	N	40052
0032902231	12/13/2014	12/16/2014	52469076	12/19/2014	80.00000	Reg Eams	5784.620	5110000000	0501	2301	0591	2301	11	X11	KM	12/13/2014	N	25517
0032902231	1/3/2015	12/29/2014	52734535	1/9/2015	40.00000	Accrual	2892.310	5110000000	0501	2301	0591	2301	11	X11	KM	12/27/2014	N	25517
0032902231	12/27/2014	12/29/2014	52734535	1/2/2015	80.00000	Reg Eams	5784.620	5110000000	0501	2301	0591	2301	11	X11	KM	12/27/2014	N	25517
0009651761	12/13/2014	12/16/2014	52469066	12/19/2014	80.00000	Reg Eams	7450.000	5110000000	0501	2301	0591	2301	11	X11	KM	12/13/2014	N	5286
0032609190	12/13/2014	12/16/2014	52469075	12/19/2014	80.00000	Reg Eams	5107.690	5110000000	0501	2301	0591	2301	11	X11	LM	12/13/2014	N	40048
0009651761	12/27/2014	12/29/2014	52734525	1/2/2015	-16.00000	Reg Hrs	-1490.000	5110000000	0501	2301	0591	2301	11	X11	KM	12/27/2014	N	5286
0009651761	1/3/2015	12/29/2014	52734525	1/9/2015	8.00000	Accrual	745.000	5110000000	0501	2301	0591	2301	11	X11	KM	12/27/2014	N	5286
0032609190	12/27/2014	12/29/2014	52734534	1/2/2015	80.00000	Reg Eams	5107.690	5110000000	0501	2301	0591	2301	11	X11	LM	12/27/2014	N	40048
0032609190	1/3/2015	12/29/2014	52734534	1/9/2015	-2.00000	Accrual	-127.690	5110000000	0501	2301	0591	2301	11	X11	LM	12/27/2014	N	40048
0009651761	12/27/2014	12/29/2014	52734525	1/2/2015	16.00000	VAN- Oth ERN	1490.000	5110000000	0501	2301	0591	2301	11	X11	KM	12/27/2014	N	5286
0009651761	1/3/2015	12/29/2014	52734525	1/9/2015	40.00000	Accrual	3725.000	5110000000	0501	2301	0591	2301	11	X11	KM	12/27/2014	N	5286
0032609190	12/27/2014	12/29/2014	52734534	1/2/2015	-4.00000	Reg Hrs	-255.380	5110000000	0501	2301	0591	2301	11	X11	LM	12/27/2014	N	40048
0032609190	1/3/2015	12/29/2014	52734534	1/9/2015	2.00000	Accrual	127.690	5110000000	0501	2301	0591	2301	11	X11	LM	12/27/2014	N	40048
0009651761	12/27/2014	12/29/2014	52734525	1/2/2015	80.00000	Reg Eams	7450.000	5110000000	0501	2301	0591	2301	11	X11	KM	12/27/2014	N	5286
0032609190	12/27/2014	12/29/2014	52734534	1/2/2015	4.00000	VAN- Oth ERN	255.380	5110000000	0501	2301	0591	2301	11	X11	LM	12/27/2014	N	40048
0009651761	1/3/2015	12/29/2014	52734525	1/9/2015	-8.00000	Accrual	-745.000	5110000000	0501	2301	0591	2301	11	X11	KM	12/27/2014	N	5286
0032609190	1/3/2015	12/29/2014	52734534	1/9/2015	40.00000	Accrual	2553.850	5110000000	0501	2301	0591	2301	11	X11	LM	12/27/2014	N	40048
0022934350	12/13/2014	12/16/2014	52469071	12/19/2014	80.00000	Reg Eams	7173.080	5110000000	0501	2301	0591	2301	11	X11	KM	12/13/2014	N	5286
0022934350	1/3/2015	12/29/2014	52734530	1/9/2015	40.00000	Accrual	3586.540	5110000000	0501	2301	0591	2301	11	X11	KM	12/27/2014	N	5286
0022934350	12/27/2014	12/29/2014	52734530	1/2/2015	80.00000	Reg Eams	7173.080	5110000000	0501	2301	0591	2301	11	X11	KM	12/27/2014	N	5286
0060362175	12/13/2014	12/16/2014	52469082	12/19/2014	80.00000	Reg Eams	4284.620	5110000000	0501	2301	0591	2301	11	X11	LM	12/13/2014	N	40051
0060392701	12/13/2014	12/16/2014	52469083	12/19/2014	80.00000	Reg Eams	5330.770	5110000000	0501	2301	0591	2301	11	X11	LM	12/13/2014	N	5039
0061962668	12/13/2014	12/16/2014	52469085	12/19/2014	80.00000	Reg Eams	4957.690	5110000000	0501	2301	0591	2301	11	X11	LM	12/13/2014	N	40052
0064784184	12/13/2014	12/16/2014	52469088	12/19/2014	80.00000	Reg Eams	3538.460	5110000000	0501	2301	0591	2301	11	X11	EX	12/13/2014	N	40050
0060362175	1/3/2015	12/29/2014	52734542	1/9/2015	40.00000	Accrual	2142.310	5110000000	0501	2301	0591	2301	11	X11	LM	12/27/2014	N	40051
0060392701	12/27/2014	12/29/2014	52734543	1/2/2015	80.00000	Reg Eams	5330.770	5110000000	0501	2301	0591	2301	11	X11	LM	12/27/2014	N	5039
0060392701	1/3/2015	12/29/2014	52734543	1/9/2015	-12.00000	Accrual	-799.620	5110000000	0501	2301	0591	2301	11	X11	LM	12/27/2014	N	5039
0060362175	12/27/2014	12/29/2014	52734542	1/2/2015	80.00000	Reg Eams	4284.620	5110000000	0501	2301	0591	2301	11	X11	LM	12/27/2014	N	40051
0060362175	1/3/2015	12/29/2014	52734542	1/9/2015	-16.00000	Accrual	-856.930	5110000000	0501	2301	0591	2301	11	X11	LM	12/27/2014	N	40051
0060392701	12/27/2014	12/29/2014	52734543	1/2/2015	-24.00000	Reg Hrs	-1599.230	5110000000	0501	2301	0591	2301	11	X11	LM	12/27/2014	N	5039
0060392701	1/3/2015	12/29/2014	52734543	1/9/2015	12.00000	Accrual	799.620	5110000000	0501	2301	0591	2301	11	X11	LM	12/27/2014	N	5039
0060362175	12/27/2014	12/29/2014	52734542	1/2/2015	-32.00000	Reg Hrs	-1713.850	5110000000	0501	2301	0591	2301	11	X11	LM	12/27/2014	N	40051
0060362175	1/3/2015	12/29/2014	52734542	1/9/2015	16.00000	Accrual	856.930	5110000000	0501	2301	0591	2301	11	X11	LM	12/27/2014	N	40051
0060392701	12/27/2014	12/29/2014	52734543	1/2/2015	24.00000	VAN- Oth ERN	1599.230	5110000000	0501	2301	0591	2301	11	X11	LM	12/27/2014	N	5039
0061962668	1/3/2015	12/29/2014	52734545	1/9/2015	40.00000	Accrual	2478.850	5110000000	0501	2301	0591	2301	11	X11	LM	12/27/2014	N	40052
0064784184	1/3/2015	12/29/2014	52734548	1/9/2015	40.00000	Accrual	1769.230	5110000000	0501	2301	0591	2301	11	X11	EX	12/27/2014	N	40050
0060362175	12/27/2014	12/29/2014	52734542	1/2/2015	32.00000	VAN- Oth ERN	1713.850	5110000000	0501	2301	0591	2						

0009683640	12/27/2014	12/29/2014	52734527	1/2/2015	80.00000	Reg Eams	4192.310	5110000000	0501	2301	0591	2301	11	X11	LM	12/27/2014	N	40047
0009683640	1/3/2015	12/29/2014	52734527	1/9/2015	-4.00000	Accrual	-209.620	5110000000	0501	2301	0591	2301	11	X11	LM	12/27/2014	N	40047
0009566027	1/3/2015	12/29/2014	52734523	1/9/2015	40.00000	Accrual	2778.850	5110000000	0501	2301	0591	2301	11	X11	LM	12/27/2014	N	40048
0009683640	12/27/2014	12/29/2014	52734527	1/2/2015	-8.00000	Reg Hrs	-419.230	5110000000	0501	2301	0591	2301	11	X11	LM	12/27/2014	N	40047
0009683640	1/3/2015	12/29/2014	52734527	1/9/2015	4.00000	Accrual	209.620	5110000000	0501	2301	0591	2301	11	X11	LM	12/27/2014	N	40047
0009566027	12/27/2014	12/29/2014	52734523	1/2/2015	80.00000	Reg Eams	5557.690	5110000000	0501	2301	0591	2301	11	X11	LM	12/27/2014	N	40048
0009683640	12/27/2014	12/29/2014	52734527	1/2/2015	8.00000	PHE- Oth ERN	419.230	5110000000	0501	2301	0591	2301	11	X11	LM	12/27/2014	N	40047
0065260895	1/3/2015	12/29/2014	94704272	1/9/2015	40.00000	Accrual	2500.000	5110000000	0501	2301	0591	2301	11	X11	EX	12/27/2014	N	40038
0029600640	12/13/2014	12/16/2014	52469073	12/19/2014	80.00000	Reg Eams	5053.850	5110000000	0501	2301	0591	2301	11	X11	LM	12/13/2014	N	5039
0029600640	1/3/2015	12/29/2014	52734532	1/9/2015	40.00000	Accrual	2526.930	5110000000	0501	2301	0591	2301	11	X11	LM	12/27/2014	N	5039
0029600640	12/27/2014	12/29/2014	52734532	1/2/2015	-12.00000	Reg Hrs	-758.080	5110000000	0501	2301	0591	2301	11	X11	LM	12/27/2014	N	5039
0029600640	1/3/2015	12/29/2014	52734532	1/9/2015	6.00000	Accrual	379.040	5110000000	0501	2301	0591	2301	11	X11	LM	12/27/2014	N	5039
0029600640	12/27/2014	12/29/2014	52734532	1/2/2015	80.00000	Reg Eams	5053.850	5110000000	0501	2301	0591	2301	11	X11	LM	12/27/2014	N	5039
0029600640	1/3/2015	12/29/2014	52734532	1/9/2015	-10.00000	Accrual	-631.730	5110000000	0501	2301	0591	2301	11	X11	LM	12/27/2014	N	5039
0029600640	12/27/2014	12/29/2014	52734532	1/2/2015	12.00000	PHE- Oth ERN	758.080	5110000000	0501	2301	0591	2301	11	X11	LM	12/27/2014	N	5039
0029600640	12/27/2014	12/29/2014	52734532	1/2/2015	-20.00000	Reg Hrs	-1263.460	5110000000	0501	2301	0591	2301	11	X11	LM	12/27/2014	N	5039
0029600640	1/3/2015	12/29/2014	52734532	1/9/2015	10.00000	Accrual	631.730	5110000000	0501	2301	0591	2301	11	X11	LM	12/27/2014	N	5039
0029600640	12/27/2014	12/29/2014	52734532	1/2/2015	20.00000	VAN- Oth ERN	1263.460	5110000000	0501	2301	0591	2301	11	X11	LM	12/27/2014	N	5039
0029600640	1/3/2015	12/29/2014	52734532	1/9/2015	-6.00000	Accrual	-379.040	5110000000	0501	2301	0591	2301	11	X11	LM	12/27/2014	N	5039

Data Entry View

Document Number: 100038155    Company Code: 1113    Fiscal Year: 2014

Document Date: 01/03/2015    Posting Date: 01/03/2015    Period: 11

Reference: CLOSXXXX38    Cross-Comp.No.: 0101251328100114

Currency: USD    Tax's event:     Ledger Group:

Chng doc.	D	Item	PK	Cost	Cl	S	GL Account	GL account name	Amount	Curr.	Amount in LC	LCurr	LC amount	LCurr2	Profit Center
	S	5	40	93208000			7010110	EXEMPT PAYROLL	433.05	USD	433.05	USD	433.05	USD	H251
	S	10	40	93208000			7010110	EXEMPT PAYROLL	-416.55	USD	-416.55	USD	-416.55	USD	H251
	S	13	40	93208000			7010110	EXEMPT PAYROLL	-416.55	USD	-416.55	USD	-416.55	USD	H251
	S	19	40	93208000			7010110	EXEMPT PAYROLL	433.05	USD	433.05	USD	433.05	USD	H251

Payroll correction included in 511000000 total

B9

511000000 168,582.39 B1  
515000000 6,462.35 B1  
518000000 498.00 B1

GL\_EMP\_ACCOUNT 105

ID	Pay Period End	Run Date	Check #	Check Dt	Hrs/Units	Line Descr	Amount	Acct	GL Loc	GL Exp Ctr	LD Loc	LD Exp Ctr	Co	Group	Empl Class	Earns End	Off Cycle	Job Code
0008621723	12/13/2014	12/16/2014	52467601	12/19/2014	8.00000	Reg Hrs	-370.000	5110000000	0501	6320	0501	6320	11	X11	EX	12/13/2014	N	39493
0022382485	12/13/2014	12/16/2014	52467602	12/19/2014	80.00000	Reg Earns	3611.540	5110000000	0501	6320	0501	6320	11	X11	LM	12/13/2014	N	25099
0008621723	12/13/2014	12/16/2014	52467601	12/19/2014	8.00000	VAN- Oth ERN	370.000	5110000000	0501	6320	0501	6320	11	X11	EX	12/13/2014	N	39493
0008621723	12/13/2014	12/16/2014	52467601	12/19/2014	80.00000	Reg Earns	3700.000	5110000000	0501	6320	0501	6320	11	X11	EX	12/13/2014	N	39493
0022382485	1/3/2015	12/29/2014	52733028	1/9/2015	40.00000	Accrual	1805.770	5110000000	0501	6320	0501	6320	11	X11	LM	12/27/2014	N	25099
0008621723	1/3/2015	12/29/2014	52733027	1/9/2015	40.00000	Accrual	1850.000	5110000000	0501	6320	0501	6320	11	X11	EX	12/27/2014	N	39493
0022382485	12/27/2014	12/29/2014	52733028	1/2/2015	80.00000	Reg Earns	3611.540	5110000000	0501	6320	0501	6320	11	X11	LM	12/27/2014	N	25099
0008621723	12/27/2014	12/29/2014	52733027	1/2/2015	80.00000	Reg Earns	3700.000	5110000000	0501	6320	0501	6320	11	X11	EX	12/27/2014	N	39493
0022382485	12/26/2014	1/6/2015	1.41226E+14	12/26/2014	0.00000	XGU- Oth ERN	-1148.330	5110000000	0501	6320	2950	6320	11	X11	LM	12/26/2014	Y	25099
0056680796	12/13/2014	12/16/2014	52467610	12/19/2014	8.00000	Reg Hrs	-288.460	5110000000	0501	6320	0501	6320	11	X11	EX	12/13/2014	N	39493
0056680796	12/13/2014	12/16/2014	52467610	12/19/2014	80.00000	Reg Earns	2884.620	5110000000	0501	6320	0501	6320	11	X11	EX	12/13/2014	N	39493
0056680796	12/13/2014	12/16/2014	52467610	12/19/2014	8.00000	VAN- Oth ERN	288.460	5110000000	0501	6320	0501	6320	11	X11	EX	12/13/2014	N	39493
0056680796	1/3/2015	12/29/2014	52733036	1/9/2015	40.00000	Accrual	1442.310	5110000000	0501	6320	0501	6320	11	X11	EX	12/27/2014	N	39493
0056680796	12/27/2014	12/29/2014	52733036	1/2/2015	80.00000	Reg Earns	2884.620	5110000000	0501	6320	0501	6320	11	X11	EX	12/27/2014	N	39493
0032527889	12/13/2014	12/16/2014	52467605	12/19/2014	80.00000	Reg Earns	4000.000	5110000000	0501	6320	0501	6320	11	X11	EX	12/13/2014	N	25481
0032527889	12/20/2014	12/22/2014	52555091	12/19/2014	80.00000	REG- Oth ERN	4000.000	5110000000	0501	6320	0501	6320	11	X11	EX	12/13/2014	Y	25481
0032527889	12/20/2014	12/22/2014	52467605	12/19/2014	-80.00000	Reg Earns	-4000.000	5110000000	0501	6320	0501	6320	11	X11	EX	12/13/2014	Y	25481
0032527889	1/3/2015	12/29/2014	52733031	1/9/2015	40.00000	Accrual	2000.000	5110000000	0501	6320	0501	6320	11	X11	EX	12/27/2014	N	25481
0032527889	12/27/2014	12/29/2014	52733031	1/2/2015	80.00000	Reg Earns	4000.000	5110000000	0501	6320	0501	6320	11	X11	EX	12/27/2014	N	25481
0023272669	12/13/2014	12/16/2014	52467604	12/19/2014	80.00000	Reg Earns	4230.770	5110000000	0501	6320	0501	6320	11	X11	LM	12/13/2014	N	54753
0023272669	12/13/2014	12/16/2014	52467604	12/19/2014	-24.00000	Reg Hrs	-1269.230	5110000000	0501	6320	0501	6320	11	X11	LM	12/13/2014	N	54753
0023272669	12/13/2014	12/16/2014	52467604	12/19/2014	24.00000	VAN- Oth ERN	1269.230	5110000000	0501	6320	0501	6320	11	X11	LM	12/13/2014	N	54753
0023272669	1/3/2015	12/29/2014	52733030	1/9/2015	40.00000	Accrual	2115.390	5110000000	0501	6320	0501	6320	11	X11	LM	12/27/2014	N	54753
0023272669	12/27/2014	12/29/2014	52733030	1/2/2015	80.00000	Reg Earns	4230.770	5110000000	0501	6320	0501	6320	11	X11	LM	12/27/2014	N	54753
0026151811	12/13/2014	12/16/2014	52470374	12/19/2014	16.00000	VAN- Oth ERN	2923.080	5110000000	0501	6320	2950	6320	11	X11	SM	12/13/2014	N	41052
0026151811	12/13/2014	12/16/2014	52470374	12/19/2014	0.00000	XGU- Oth ERN	22.390	5110000000	0501	6320	2950	6320	11	X11	SM	12/13/2014	N	41052
0032960205	12/13/2014	12/16/2014	52467606	12/19/2014	80.00000	VAN- Oth ERN	473.080	5110000000	0501	6320	0501	6320	11	X11	EX	12/13/2014	N	25481
0026151811	12/13/2014	12/16/2014	52426298	12/16/2014	0.00000	XGU- Oth ERN	7.160	5110000000	0501	6320	2950	6320	11	X11	SM	12/13/2014	Y	41052
0026151811	12/13/2014	12/16/2014	52470374	12/19/2014	-16.00000	Reg Hrs	-2923.080	5110000000	0501	6320	2950	6320	11	X11	SM	12/13/2014	N	41052
0026151811	12/13/2014	12/16/2014	52470374	12/19/2014	0.00000	XGS- Oth ERN	930.460	5110000000	0501	6320	2950	6320	11	X11	SM	12/13/2014	N	41052
0032960205	12/13/2014	12/16/2014	52467606	12/19/2014	-8.00000	Reg Hrs	-473.080	5110000000	0501	6320	0501	6320	11	X11	EX	12/13/2014	N	25481
0026151811	12/13/2014	12/16/2014	94569681	12/19/2014	0.00000	XGU- Oth ERN	582.360	5110000000	0501	6320	2950	6320	11	X11	SM	12/13/2014	N	41052
0026151811	12/13/2014	12/16/2014	52470374	12/19/2014	14615.380	5110000000	0501	6320	2950	6320	11	X11	SM	12/13/2014	N	41052		
0026151811	12/13/2014	12/16/2014	52426298	12/16/2014	0.00000	XUA- Oth ERN	297.550	5110000000	0501	6320	2950	6320	11	X11	SM	12/13/2014	Y	41052
0032960205	12/13/2014	12/16/2014	52467606	12/19/2014	80.00000	Reg Earns	4730.770	5110000000	0501	6320	0501	6320	11	X11	EX	12/13/2014	N	25481
0026151811	12/20/2014	12/22/2014	1.41218E+14	12/18/2014	0.00000	XGU- Oth ERN	-1996.430	5110000000	0501	6320	2950	6320	11	X11	SM	12/13/2014	Y	41052
0026151811	12/20/2014	12/22/2014	1.41218E+14	12/18/2014	0.00000	XTA- Oth ERN	-82957.940	5110000000	0501	6320	2950	6320	11	X11	SM	12/13/2014	Y	41052
0026151811	1/3/2015	12/29/2014	52735874	1/9/2015	40.00000	Accrual	7307.690	5110000000	0501	6320	2950	6320	11	X11	SM	12/27/2014	N	41052
0026151811	12/27/2014	12/29/2014	52735874	1/2/2015	80.00000	Reg Earns	14615.380	5110000000	0501	6320	2950	6320	11	X11	SM	12/27/2014	N	41052
0026151811	12/27/2014	12/29/2014	52735874	1/2/2015	0.00000	XGU- Oth ERN	77.080	5110000000	0501	6320	2950	6320	11	X11	SM	12/27/2014	N	41052
0026151811	12/27/2014	12/29/2014	52735874	1/2/2015	0.00000	XGS- Oth ERN	930.460	5110000000	0501	6320	2950	6320	11	X11	SM	12/27/2014	N	41052
0032960205	1/3/2015	12/29/2014	52733032	1/9/2015	40.00000	Accrual	2365.390	5110000000	0501	6320	0501	6320	11	X11	EX	12/27/2014	N	25481
0032960205	12/27/2014	12/29/2014	52733032	1/2/2015	80.00000	Reg Earns	4730.770	5110000000	0501	6320	0501	6320	11	X11	EX	12/27/2014	N	25481
0026151811	12/26/2014	1/6/2015	94743787	12/31/2014	0.00000	XGU- Oth ERN	3975.020	5110000000	0501	6320	2950	6320	11	X11	SM	12/26/2014	Y	41052
0056280506	12/13/2014	12/16/2014	52467609	12/19/2014	80.00000	Reg Earns	4223.080	5110000000	0501	6320	0501	6320	11	X11	LM	12/13/2014	N	54286
0056280506	1/3/2015	12/29/2014	52733035	1/9/2015	40.00000	Accrual	2111.540	5110000000	0501	6320	0501	6320	11	X11	LM	12/27/2014	N	54286
0056280506	12/27/2014	12/29/2014	52733035	1/2/2015	80.00000	Reg Earns	4223.080	5110000000	0501	6320	0501	6320	11	X11	LM	12/27/2014	N	54286
0024734253	12/6/2014	12/9/2014	94480068	12/4/2014	0.00000	XGU- Oth ERN	136.300	5110000000	0501	6320	0501	6320	11	X11	SM	12/6/2014	Y	41642
0024734253	12/6/2014	12/9/2014	94480068	12/4/2014	0.00000	PHE- Oth ERN	237.000	5110000000	0501	6320	0501	6320	11	X11	SM	12/6/2014	Y	41642
0022822951	12/13/2014	12/16/2014	52467603	12/19/2014	-8.00000	Reg Hrs	-615.380	5110000000	0501	6320	0501	6320	11	X11	DM	12/13/2014	N	54547
0024734253	12/13/2014	12/16/2014	94569370	12/19/2014	80.00000	Reg Earns	10423.080	5110000000	0501	6320	0501	6320	11	X11	DM	12/13/2014	N	41642
0027946888	12/13/2014	12/16/2014	52470378	12/19/2014	32.00000	VAN- Oth ERN	3230.770	5110000000	0501	6320	2950	6320	11	X11	DM	12/13/2014	N	43399
0022822951	12/13/2014	12/16/2014	52467603	12/19/2014	8.00000	PHE- Oth ERN	615.380	5110000000	0501	6320	0501	6320	11	X11	DM	12/13/2014	N	54547
0024734253	12/13/2014	12/16/2014	94556856	12/11/2014	0.00000	XGU- Oth ERN	33530.850	5110000000	0501	6320	0501	6320	11	X11	DM	12/13/2014	Y	41642
0027946888	12/13/2014	12/16/2014	52470378	12/19/2014	80.00000	Reg Earns	8076.920	5110000000	0501	6320	2950	6320	11	X11	DM	12/13/2014	N	43399
0022822951	12/13/2014	12/16/2014	52467603	12/19/2014	8.00000	VAN- Oth ERN	615.380	5110000000	0501	6320	0501	6320	11	X11	DM	12/13/2014	N	54547
0024734253	12/13/2014	12/16/2014	94556794	12/11/2014	0.00000	XGU- Oth ERN	-21258.230											



0038829099	12/27/2014	12/29/2014	52733034	1/2/2015	80.00000 Reg Earns	5653.850	5110000000	0501	6320	0501	6320	11	X11	KM	12/27/2014	N	41991
0033794058	12/13/2014	12/16/2014	52467607	12/19/2014	-32.00000 Reg Hrs	-1290.770	5110000000	0501	6320	0501	6320	11	X11	EX	12/13/2014	N	25481
0038182218	12/13/2014	12/16/2014	52470379	12/19/2014	0.00000 XGS- Oth ERN	930.460	5110000000	0501	6320	2950	6320	11	X11	DM	12/13/2014	N	53635
0033794058	12/13/2014	12/16/2014	52467607	12/19/2014	32.00000 VAN- Oth ERN	1290.770	5110000000	0501	6320	0501	6320	11	X11	EX	12/13/2014	N	25481
0038182218	12/13/2014	12/16/2014	52426293	12/16/2014	0.00000 XGU- Oth ERN	1.980	5110000000	0501	6320	2950	6320	11	X11	DM	12/13/2014	Y	53635
0038182218	12/13/2014	12/16/2014	52470379	12/19/2014	0.00000 XGU- Oth ERN	22.390	5110000000	0501	6320	2950	6320	11	X11	DM	12/13/2014	N	53635
0033794058	12/13/2014	12/16/2014	52467607	12/19/2014	80.00000 Reg Earns	3226.920	5110000000	0501	6320	0501	6320	11	X11	EX	12/13/2014	N	25481
0038182218	12/13/2014	12/16/2014	52470379	12/19/2014	80.00000 Reg Earns	7846.150	5110000000	0501	6320	2950	6320	11	X11	DM	12/13/2014	N	53635
0038182218	12/13/2014	12/16/2014	52426293	12/16/2014	0.00000 XUA- Oth ERN	82.390	5110000000	0501	6320	2950	6320	11	X11	DM	12/13/2014	Y	53635
0038182218	12/13/2014	12/16/2014	94569684	12/19/2014	0.00000 XGU- Oth ERN	709.750	5110000000	0501	6320	2950	6320	11	X11	DM	12/13/2014	N	53635
0033794058	1/3/2015	12/29/2014	52733033	1/9/2015	40.00000 Accrual	1613.460	5110000000	0501	6320	0501	6320	11	X11	EX	12/27/2014	N	25481
0038182218	1/3/2015	12/29/2014	52735879	1/9/2015	40.00000 Accrual	3923.080	5110000000	0501	6320	2950	6320	11	X11	DM	12/27/2014	N	53635
0033794058	12/27/2014	12/29/2014	52733033	1/2/2015	80.00000 Reg Earns	3226.920	5110000000	0501	6320	0501	6320	11	X11	EX	12/27/2014	N	25481
0038182218	12/27/2014	12/29/2014	52735879	1/2/2015	80.00000 Reg Earns	7846.150	5110000000	0501	6320	2950	6320	11	X11	DM	12/27/2014	N	53635
0038182218	12/27/2014	12/29/2014	52735879	1/2/2015	0.00000 XGU- Oth ERN	77.080	5110000000	0501	6320	2950	6320	11	X11	DM	12/27/2014	N	53635
0038182218	12/27/2014	12/29/2014	52735879	1/2/2015	0.00000 XGU- Oth ERN	930.460	5110000000	0501	6320	2950	6320	11	X11	DM	12/27/2014	N	53635
0038182218	12/26/2014	1/6/2015	94743845	12/31/2014	0.00000 XGS- Oth ERN	3017.220	5110000000	0501	6320	2950	6320	11	X11	DM	12/26/2014	Y	53635
0028649788	12/13/2014	12/16/2014	52427382	12/19/2014	4.50000 RTO- Oth ERN	173.120	5150000000	0501	6320	0501	6320	11	A11	RG	12/6/2014	N	53653
0018962613	12/13/2014	12/16/2014	52427381	12/19/2014	39.97000 REG- Oth ERN	825.380	5150000000	0501	6320	0501	6320	11	A11	RG	12/13/2014	N	7546
0028649788	12/13/2014	12/16/2014	52427382	12/19/2014	35.43000 REG- Oth ERN	1362.990	5150000000	0501	6320	0501	6320	11	A11	RG	12/6/2014	N	53653
0028649788	12/13/2014	12/16/2014	52427382	12/19/2014	5.63000 ZOT- Oth ERN	324.880	5180000000	0501	6320	0501	6320	11	A11	RG	12/13/2014	N	53653
0018962613	12/13/2014	12/16/2014	52427381	12/19/2014	39.90000 REG- Oth ERN	823.940	5150000000	0501	6320	0501	6320	11	A11	RG	12/6/2014	N	7546
0028649788	12/13/2014	12/16/2014	52427382	12/19/2014	40.00000 REG- Oth ERN	1538.800	5150000000	0501	6320	0501	6320	11	A11	RG	12/13/2014	N	53653
0028649788	12/20/2014	12/22/2014	52688850	12/26/2014	3.00000 ZOT- Oth ERN	173.120	5180000000	0501	6320	0501	6320	11	A11	RG	12/13/2014	Y	55186
0018962613	12/27/2014	12/29/2014	52817606	1/2/2015	13.67000 REG- Oth ERN	282.290	5150000000	0501	6320	0501	6320	11	A11	RG	12/27/2014	N	7546
0018962613	12/27/2014	12/29/2014	52817606	1/2/2015	39.03000 REG- Oth ERN	805.970	5150000000	0501	6320	0501	6320	11	A11	RG	12/20/2014	N	7546
0018962613	1/3/2015	1/6/2015	0	1/5/2015	15.47000 Non-Exempt Accrual	319.460	5150000000	0501	6320	0501	6320	11	A11	RG	1/3/2015	N	7546
0018962613	1/3/2015	1/6/2015	0	1/5/2015	16.00000 Non-Exempt Accrual	330.400	5150000000	0501	6320	0501	6320	11	A11	RG	1/3/2015	N	7546

Data Entry View

Document Number: 100030115 Company Code: 1111 Fiscal Year: 2014

Document Date: 01/01/2015 Posting Date: 01/01/2015 Period: 11

Reference: CLOSEREK03 Cross-Comp.No.: 0101281328100314

Currency: USD

Orig doc	D	Item	PK	Cost	Ctrl	S	G/L Account	G/L account name	Amount	Curr	Amount # LC	LCurr	LC2 amount	LC2	Profit Center
	S	2	40	93209000			7010110	EXEMPT PAYROLL	541.36	USD	541.36	USD	541.36	USD	H249
	S	8	40	93209000			7010110	EXEMPT PAYROLL	541.36	USD	541.36	USD	541.36	USD	H249
	S	12	40	93209000			7010110	EXEMPT PAYROLL	541.36	USD	541.36	USD	541.36	USD	H249
	S	14	40	93209000			7010110	EXEMPT PAYROLL	416.55	USD	416.55	USD	416.55	USD	H249
	S	20	40	93209000			7010110	EXEMPT PAYROLL	541.36	USD	541.36	USD	541.36	USD	H249

Payroll correction included in 5110000000 total.

Data Entry View

Document Number: 100030115 Company Code: 1111 Fiscal Year: 2014

Document Date: 12/31/2014 Posting Date: 12/31/2014 Period: 11

Reference: REEL11 Cross-Comp.No.: 0101281742301111

Currency: USD

Orig doc	D	Item	PK	Cost	Ctrl	S	G/L Account	G/L account name	Amount	Curr	Amount # LC	LCurr	LC2 amount	LC2	Profit Center
	H	3	50	93209000			7010110	EXEMPT PAYROLL	25,387.11	USD	25,387.11	USD	25,387.11	USD	H249
	H	6	50	93209000			7010110	EXEMPT PAYROLL	25,466.10	USD	25,466.10	USD	25,466.10	USD	H249
	S	7	40	93209000			7010110	EXEMPT PAYROLL	41,593.44	USD	41,593.44	USD	41,593.44	USD	H249
	S	8	40	93209000			7010110	EXEMPT PAYROLL	1,148.33	USD	1,148.33	USD	1,148.33	USD	H249

Payroll EXPAT salary reclass entry included in 5110000000 total.

B10

511000000 (16,986.65) B1  
515000000 - B1  
518000000 - B1

GL\_EMP\_ACCOUNT 105

ID	Pay Period End	Run Date	Check #	Check Dt	Hrs/Units	Line Descr	Amount	Acct	GL Loc	GL Exp Ctr	LD Loc	LD Exp Ctr	Co	Group	Empl Class	Earns End	Off Cycle	Job Code
0051510709	12/26/2014	12/29/2014	52294205	12/5/2014	0.00000	RTP- Oth ERN	538.46	5110000000	0501	7108	2950	7108	14	X14	LM	12/6/2014	Y	55184
0051510709	12/26/2014	1/8/2015	1.50102E+14	1/1/2015	80.00000	REG- Oth ERN	3,384.62	5110000000	0501	7108	2950	7108	14	X14	LM	11/29/2014	Y	55184
0051510709	12/26/2014	1/8/2015	1.50102E+14	1/1/2015	0.00000	RTP- Oth ERN	538.46	5110000000	0501	7108	2950	7108	14	X14	LM	12/6/2014	Y	55184
0051510709	12/26/2014	1/8/2015	1.41227E+14	12/26/2014	0.00000	XBF- Oth ERN	(500.00)	5110000000	0501	7108	2950	7108	14	X14	LM	11/29/2014	Y	55184
0051510709	12/26/2014	1/8/2015	1.50101E+14	1/1/2015	0.00000	RTP- Oth ERN	(538.46)	5110000000	0501	7108	2950	7108	14	X14	LM	12/6/2014	Y	55184
0051510709	12/26/2014	1/8/2015	1.50101E+14	1/1/2015	-80.00000	REG- Oth ERN	(3,384.62)	5110000000	0501	7108	2950	7108	14	X14	LM	11/29/2014	Y	55184
0051510709	12/26/2014	1/8/2015	1.50102E+14	1/1/2015	0.00000	XGU- Oth ERN	662.70	5110000000	0501	7108	2950	7108	14	X14	LM	11/29/2014	Y	55184
0051510709	12/26/2014	1/8/2015	1.50101E+14	1/1/2015	-80.00000	REG- Oth ERN	(3,384.62)	5110000000	0501	7108	2950	7108	14	X14	LM	11/15/2014	Y	55184
0051510709	12/26/2014	1/8/2015	1.41227E+14	12/26/2014	0.00000	XMA- Oth ERN	(7,500.00)	5110000000	0501	7108	2950	7108	14	X14	LM	11/29/2014	Y	55184
0051510709	12/26/2014	1/8/2015	1.50101E+14	1/1/2015	0.00000	XGU- Oth ERN	(662.70)	5110000000	0501	7108	2950	7108	14	X14	LM	11/29/2014	Y	55184
0051510709	12/26/2014	1/8/2015	1.50102E+14	1/1/2015	80.00000	REG- Oth ERN	3,384.62	5110000000	0501	7108	2950	7108	14	X14	LM	11/15/2014	Y	55184
0051510709	12/26/2014	1/8/2015	1.41227E+14	12/26/2014	-80.00000	REG- Oth ERN	(3,384.62)	5110000000	0501	7108	2950	7108	14	X14	LM	11/29/2014	Y	55184
0051510709	12/26/2014	1/8/2015	1.50102E+14	1/1/2015	0.00000	XMA- Oth ERN	7,500.00	5110000000	0501	7108	2950	7108	14	X14	LM	11/29/2014	Y	55184
0051510709	12/26/2014	1/8/2015	1.41227E+14	12/26/2014	0.00000	RTP- Oth ERN	(538.46)	5110000000	0501	7108	2950	7108	14	X14	LM	12/6/2014	Y	55184
0051510709	12/26/2014	1/8/2015	1.50101E+14	1/1/2015	0.00000	XMA- Oth ERN	(7,500.00)	5110000000	0501	7108	2950	7108	14	X14	LM	11/29/2014	Y	55184
0051510709	12/26/2014	1/8/2015	1.50102E+14	1/1/2015	0.00000	XBF- Oth ERN	500.00	5110000000	0501	7108	2950	7108	14	X14	LM	11/29/2014	Y	55184
0051510709	12/26/2014	1/8/2015	1.41227E+14	12/26/2014	-80.00000	REG- Oth ERN	(3,384.62)	5110000000	0501	7108	2950	7108	14	X14	LM	11/15/2014	Y	55184
0051510709	12/26/2014	1/8/2015	1.41227E+14	12/26/2014	0.00000	XGU- Oth ERN	(662.70)	5110000000	0501	7108	2950	7108	14	X14	LM	11/29/2014	Y	55184
0051510709	12/26/2014	1/8/2015	1.50101E+14	1/1/2015	0.00000	XBF- Oth ERN	(500.00)	5110000000	0501	7108	2950	7108	14	X14	LM	11/29/2014	Y	55184
0021640693	12/13/2014	12/16/2014	94556055	12/10/2014	0.00000	XGU- Oth ERN	5,368.36	5110000000	0501	7108	2950	7108	14	X14	SM	12/13/2014	Y	41015
0021640693	12/13/2014	12/16/2014	52540232	12/19/2014	80.00000	Reg Earns	20,576.92	5110000000	0501	7108	2950	7108	14	X14	SM	12/13/2014	N	41015
0021640693	12/13/2014	12/16/2014	52540232	12/19/2014	0.00000	XGU- Oth ERN	21.05	5110000000	0501	7108	2950	7108	14	X14	SM	12/13/2014	N	41015
0021640693	12/13/2014	12/16/2014	52540232	12/19/2014	0.00000	XGS- Oth ERN	874.62	5110000000	0501	7108	2950	7108	14	X14	SM	12/13/2014	N	41015
0021640693	12/27/2014	12/29/2014	52791747	1/2/2015	-8.00000	Reg Hrs	(2,057.69)	5110000000	0501	7108	2950	7108	14	X14	SM	12/27/2014	N	41015
0021640693	1/3/2015	12/29/2014	52791747	1/9/2015	0.00000	Accrual	1,028.85	5110000000	0501	7108	2950	7108	14	X14	SM	12/27/2014	N	41015
0021640693	12/27/2014	12/29/2014	52791747	1/2/2015	8.00000	VAN- Oth ERN	2,057.69	5110000000	0501	7108	2950	7108	14	X14	SM	12/27/2014	N	41015
0021640693	1/3/2015	12/29/2014	52791747	1/9/2015	40.00000	Accrual	10,288.46	5110000000	0501	7108	2950	7108	14	X14	SM	12/27/2014	N	41015
0021640693	12/28/2014	12/29/2014	94687999	12/24/2014	0.00000	XGU- Oth ERN	0.70	5110000000	0501	7108	2950	7108	14	X14	SM	12/28/2014	Y	41015
0021640693	12/27/2014	12/29/2014	52791747	1/2/2015	80.00000	Reg Earns	20,576.92	5110000000	0501	7108	2950	7108	14	X14	SM	12/27/2014	N	41015
0021640693	12/27/2014	12/29/2014	52791747	1/2/2015	0.00000	XGU- Oth ERN	141.20	5110000000	0501	7108	2950	7108	14	X14	SM	12/27/2014	N	41015
0021640693	1/3/2015	12/29/2014	52791747	1/9/2015	-4.00000	Accrual	(1,028.85)	5110000000	0501	7108	2950	7108	14	X14	SM	12/27/2014	N	41015
0021640693	12/27/2014	12/29/2014	52791747	1/2/2015	0.00000	XGS- Oth ERN	874.62	5110000000	0501	7108	2950	7108	14	X14	SM	12/27/2014	N	41015
0021640693	12/26/2014	1/6/2015	94743731	12/24/2014	0.00000	XGU- Oth ERN	(376,266.60)	5110000000	0501	7108	2950	7108	14	X14	SM	12/26/2014	Y	41015
0021640693	12/26/2014	1/6/2015	94745038	12/31/2014	0.00000	XGU- Oth ERN	51,104.50	5110000000	0501	7108	2950	7108	14	X14	SM	12/26/2014	Y	41015
0021640693	12/26/2014	1/6/2015	94743731	12/24/2014	0.00000	XGU- Oth ERN	376,266.60	5110000000	0501	7108	2950	7108	14	X14	SM	12/26/2014	Y	41015
0009648544	12/13/2014	12/16/2014	52540231	12/19/2014	0.00000	XGS- Oth ERN	1,119.69	5110000000	0501	7108	2950	7108	14	X14	SM	12/13/2014	N	41058
0023833668	12/13/2014	12/16/2014	52540233	12/19/2014	0.00000	XGS- Oth ERN	874.62	5110000000	0501	7108	2950	7108	14	X14	SM	12/13/2014	N	54431
0009648544	12/13/2014	12/16/2014	52540231	12/19/2014	0.00000	XGU- Oth ERN	26.95	5110000000	0501	7108	2950	7108	14	X14	SM	12/13/2014	N	41058
0023833668	12/13/2014	12/16/2014	52540233	12/19/2014	0.00000	XGU- Oth ERN	21.05	5110000000	0501	7108	2950	7108	14	X14	SM	12/13/2014	N	54431
0009648544	12/13/2014	12/16/2014	52540231	12/19/2014	80.00000	Reg Earns	14,807.69	5110000000	0501	7108	2950	7108	14	X14	SM	12/13/2014	N	41058
0023833668	12/13/2014	12/16/2014	52540233	12/19/2014	15.00000	Reg Earns	15,000.00	5110000000	0501	7108	2950	7108	14	X14	SM	12/13/2014	N	54431
0009648544	12/13/2014	12/16/2014	94605966	12/19/2014	0.00000	XGU- Oth ERN	1,606.66	5110000000	0501	7108	2950	7108	14	X14	SM	12/13/2014	N	41058
0023833668	12/13/2014	12/16/2014	94605967	12/19/2014	0.00000	XGU- Oth ERN	970.50	5110000000	0501	7108	2950	7108	14	X14	SM	12/13/2014	N	54431
0009648544	12/27/2014	12/29/2014	52791746	1/2/2015	-40.00000	Reg Hrs	(7,403.85)	5110000000	0501	7108	2950	7108	14	X14	SM	12/27/2014	N	41058
0009648544	1/3/2015	12/29/2014	52791746	1/9/2015	20.00000	Accrual	3,701.93	5110000000	0501	7108	2950	7108	14	X14	SM	12/27/2014	N	41058
0023833668	1/3/2015	12/29/2014	52791748	1/9/2015	40.00000	Accrual	7,500.00	5110000000	0501	7108	2950	7108	14	X14	SM	12/27/2014	N	54431
0009648544	12/27/2014	12/29/2014	52791746	1/2/2015	40.00000	VAN- Oth ERN	7,403.85	5110000000	0501	7108	2950	7108	14	X14	SM	12/27/2014	N	41058
0009648544	1/3/2015	12/29/2014	52791746	1/9/2015	40.00000	Accrual	7,403.85	5110000000	0501	7108	2950	7108	14	X14	SM	12/27/2014	N	41058
0023833668	12/27/2014	12/29/2014	52791748	1/2/2015	15.00000	Reg Earns	15,000.00	5110000000	0501	7108	2950	7108	14	X14	SM	12/27/2014	N	54431
0023833668	12/27/2014	12/29/2014	52791748	1/2/2015	0.00000	XGU- Oth ERN	72.45	5110000000	0501	7108	2950	7108	14	X14	SM	12/27/2014	N	54431
0009648544	12/27/2014	12/29/2014	52791746	1/2/2015	80.00000	Reg Earns	14,807.69	5110000000	0501	7108	2950	7108	14	X14	SM	12/27/2014	N	41058
0009648544	12/27/2014	12/29/2014	52791746	1/2/2015	0.00000	XGU- Oth ERN	92.75	5110000000	0501	7108	2950	7108	14	X14	SM	12/27/2014	N	41058
0023833668	12/27/2014	12/29/2014	52791748	1/2/2015	0.00000	XGS- Oth ERN	874.62	5110000000	0501	7108	2950	7108	14	X14	SM	12/27/2014	N	54431
0009648544	1/3/2015	12/29/2014	52791746	1/9/2015	-20.00000	Accrual	(3,701.93)	5110000000	0501	7108	2950	7108	14	X14	SM	12/27/2014	N	41058
0009648544	12/27/2014	12/29/2014	52791746	1/2/2015	0.00000	XGS- Oth ERN	1,119.69	5110000000	0501	7108	2950	7108	14	X14	SM	12/27/2014	N	41058
0009648544	12/26/2014	1/8/2015	94743741	12/31/2014	0.00000	XGU- Oth ERN	(297,218.48)	5110000000	0501	7108	2950	7108	14	X14	SM	12/26/2014	Y	41058
0009648544	12/26/2014	1/8/2015	94743774	12/31/2014	0.00000</													

0036125029	12/20/2014	12/22/2014	1.41218E+14	12/18/2014	0.00000 XTA- Oth ERN
0036125029	12/26/2014	1/6/2015	94743727	12/31/2014	0.00000 XGU- Oth ERN
0009685819	12/13/2014	12/16/2014	1.41212E+14	12/12/2014	0.00000 XGU- Oth ERN
0009613217	12/13/2014	12/16/2014	94556859	12/11/2014	0.00000 XGU- Oth ERN
0009685819	12/26/2014	1/6/2015	1.41226E+14	12/26/2014	0.00000 XGU- Oth ERN
0009617259	12/13/2014	12/16/2014	94556082	12/10/2014	0.00000 XGU- Oth ERN
0009617259	12/28/2014	12/29/2014	1.41226E+14	12/27/2014	0.00000 XTA- Oth ERN
0009617259	12/28/2014	12/29/2014	1.41226E+14	12/27/2014	0.00000 XGU- Oth ERN
0009617259	12/26/2014	1/6/2015	1.41226E+14	12/26/2014	0.00000 XGU- Oth ERN
0033201765	12/13/2014	12/16/2014	52540234	12/19/2014	0.00000 XGU- Oth ERN
0033201765	12/13/2014	12/16/2014	94605968	12/19/2014	0.00000 XGU- Oth ERN
0033201765	12/13/2014	12/16/2014	52540234	12/19/2014	0.00000 XGS- Oth ERN
0033201765	12/13/2014	12/16/2014	52540234	12/19/2014	80.00000 Reg Earns
0033201765	12/20/2014	12/22/2014	52555045	12/17/2014	0.00000 XUA- Oth ERN
0033201765	12/20/2014	12/22/2014	52555045	12/17/2014	0.00000 XGU- Oth ERN
0033201765	1/3/2015	12/29/2014	52791749	1/9/2015	40.00000 Accrual
0033201765	12/27/2014	12/29/2014	52791749	1/2/2015	80.00000 Reg Earns
0033201765	12/27/2014	12/29/2014	52791749	1/2/2015	0.00000 XGU- Oth ERN
0033201765	12/27/2014	12/29/2014	52791749	1/2/2015	0.00000 XGS- Oth ERN
0033201765	12/28/2014	12/29/2014	94687991	12/24/2014	0.00000 XGU- Oth ERN
0033201765	12/26/2014	1/6/2015	94743745	12/31/2014	0.00000 XGU- Oth ERN
0033201765	12/26/2014	1/6/2015	94743838	12/31/2014	0.00000 XGU- Oth ERN
0033201765	12/26/2014	1/6/2015	94743745	12/31/2014	0.00000 XGU- Oth ERN

(41,604.21)	5110000000	0501	7108	2950	7108	14	X14	DM	12/13/2014	Y	6373
191.16	5110000000	0501	7108	2950	7108	14	X14	DM	12/26/2014	Y	6373
685.27	5110000000	0501	7108	2950	7108	14	X14	SM	12/13/2014	Y	41015
8,473.40	5110000000	0501	7108	0501	7108	14	X04	SM	12/13/2014	Y	42251
(9,720.39)	5110000000	0501	7108	2950	7108	14	X14	SM	12/13/2014	Y	41015
3,529.55	5110000000	0501	7108	2950	7108	14	X14	SM	12/13/2014	Y	54616
(190,645.92)	5110000000	0501	7108	2950	7108	14	X14	SM	12/28/2014	Y	54616
(4,588.00)	5110000000	0501	7108	2950	7108	14	X14	SM	12/28/2014	Y	54616
(4,107.70)	5110000000	0501	7108	2950	7108	14	X14	SM	12/26/2014	Y	54616
22.39	5110000000	0501	7108	2950	7108	14	X14	SM	12/13/2014	N	54430
984.48	5110000000	0501	7108	2950	7108	14	X14	SM	12/13/2014	N	54430
930.46	5110000000	0501	7108	2950	7108	14	X14	SM	12/13/2014	N	54430
19,807.69	5110000000	0501	7108	2950	7108	14	X14	SM	12/13/2014	N	54430
56.60	5110000000	0501	7108	2950	7108	14	X14	SM	12/20/2014	Y	54430
40.90	5110000000	0501	7108	2950	7108	14	X14	SM	12/20/2014	Y	54430
9,903.85	5110000000	0501	7108	2950	7108	14	X14	SM	12/27/2014	N	54430
19,807.69	5110000000	0501	7108	2950	7108	14	X14	SM	12/27/2014	N	54430
77.08	5110000000	0501	7108	2950	7108	14	X14	SM	12/27/2014	N	54430
930.46	5110000000	0501	7108	2950	7108	14	X14	SM	12/27/2014	N	54430
0.28	5110000000	0501	7108	2950	7108	14	X14	SM	12/28/2014	Y	54430
416,535.50	5110000000	0501	7108	2950	7108	14	X14	SM	12/26/2014	Y	54430
13,871.34	5110000000	0501	7108	2950	7108	14	X14	SM	12/26/2014	Y	54430
(416,535.50)	5110000000	0501	7108	2950	7108	14	X14	SM	12/26/2014	Y	54430

Data Entry View

Document Number: 100025940    Company Code: 1114    Fiscal Year: 2014

Document Date: 12/31/2014    Posting Date: 12/31/2014    Period: 11

Reference: PRE118    Cross-Comp.No.: 0101201742100114

Currency: USD    Ledger Group:

Orig doc	D	PK	Cost Ctr	S	GL Account	GL account name	Amount	Cum.	Amount in LC	LC2	Profit Center
H 15	50	93214000		7010110	EXEMPT PAYROLL	10,028.11	USD	10,028.11	USD	H261	
S 25	40	93214000		7010110	EXEMPT PAYROLL	20,601.35	USD	20,601.35	USD	H261	
H 26	50	93214000		7010110	EXEMPT PAYROLL	42,398.88	USD	42,398.88	USD	H261	
H 36	50	93214000		7010110	EXEMPT PAYROLL	66,433.22	USD	66,433.22	USD	H261	
H 40	50	93214000		7010110	EXEMPT PAYROLL	46,737.43	USD	46,737.43	USD	H261	
S 43	40	93214000		7010110	EXEMPT PAYROLL	109,827.35	USD	109,827.35	USD	H261	
H 45	50	93214000		7010110	EXEMPT PAYROLL	9,035.12	USD	9,035.12	USD	H261	
S 47	40	93214000		7010110	EXEMPT PAYROLL	56,203.24	USD	56,203.24	USD	H261	
H 50	50	93214000		7010110	EXEMPT PAYROLL	195,812.07	USD	195,812.07	USD	H261	
H 50	50	93214000		7010110	EXEMPT PAYROLL	9,515.22	USD	9,515.22	USD	H261	

Payroll EXPAT salary reclass entry included in 511000000 total.

<b>B11</b>	511000000	79,896.71	<b>B1</b>
	515000000	3,489.13	<b>B1</b>
	518000000	10.46	<b>B1</b>

GL\_EMP\_ACCOUNT 40

ID	Pay Period End	Run Date	Check #	Check Dt	Hrs/Units	Line Descr	Amount	Acct	GL Loc	GL Exp Ctr	LD Loc	LD Exp Ctr	Co	Group	Empl Class	Earns End	Off Cycle	Job Code
0038516810	12/13/2014	12/16/2014	52540110	12/19/2014	16.00000	VAN- Oth ERN	1085.380	5110000000	0501	5653	0501	5653	14	X14	KM	12/13/2014	N	39947
0038516810	12/13/2014	12/16/2014	52540110	12/19/2014	-8.00000	Reg Hrs	-542.690	5110000000	0501	5653	0501	5653	14	X14	KM	12/13/2014	N	39947
0038516810	12/13/2014	12/16/2014	52540110	12/19/2014	80.00000	Reg Earns	5426.920	5110000000	0501	5653	0501	5653	14	X14	KM	12/13/2014	N	39947
0038516810	12/13/2014	12/16/2014	52540110	12/19/2014	-16.00000	Reg Hrs	-1085.380	5110000000	0501	5653	0501	5653	14	X14	KM	12/13/2014	N	39947
0038516810	12/13/2014	12/16/2014	52540110	12/19/2014	8.00000	VAN- Oth ERN	542.690	5110000000	0501	5653	0501	5653	14	X14	KM	12/13/2014	N	39947
0038516810	12/27/2014	12/29/2014	52791614	1/2/2015	80.00000	Reg Earns	5426.920	5110000000	0501	5653	0501	5653	14	X14	KM	12/27/2014	N	39947
0038516810	1/3/2015	12/29/2014	52791614	1/9/2015	40.00000	Accrual	2713.460	5110000000	0501	5653	0501	5653	14	X14	KM	12/27/2014	N	39947
0027164771	12/13/2014	12/16/2014	52426031	12/12/2014	6.15000	VPL- Oth ERN	439.960	5110000000	0501	5653	0501	5653	14	X14	LM	12/13/2014	Y	29523
0027164771	12/13/2014	12/16/2014	52426031	12/12/2014	246.92000	VPO- Oth ERN	17664.280	5110000000	0501	5653	0501	5653	14	X14	LM	12/13/2014	Y	29523
0027164771	12/13/2014	12/16/2014	52426031	12/12/2014	80.00000	REG- Oth ERN	5723.080	5110000000	0501	5653	0501	5653	14	X14	LM	12/13/2014	Y	29523
0027164771	12/13/2014	12/16/2014	52426031	12/12/2014	16.00000	PHO- Oth ERN	902.820	5110000000	0501	5653	0501	5653	14	X14	LM	12/13/2014	Y	29523
0063977979	12/13/2014	12/16/2014	52429697	12/19/2014	38.52000	REG- Oth ERN	895.590	5150000000	0501	5653	0501	5653	14	A14	RG	12/16/2014	N	41694
0021191572	12/13/2014	12/16/2014	52540109	12/19/2014	80.00000	Reg Earns	6142.310	5110000000	0501	5653	0501	5653	14	X14	KM	12/13/2014	N	8478
0063977979	12/13/2014	12/16/2014	52429697	12/19/2014	0.08000	ZOT- Oth ERN	2.790	5180000000	0501	5653	0501	5653	14	A14	RG	12/13/2014	N	41694
0063977979	12/13/2014	12/16/2014	52429697	12/19/2014	40.00000	REG- Oth ERN	930.000	5150000000	0501	5653	0501	5653	14	A14	RG	12/13/2014	N	41694
0063977979	12/27/2014	12/29/2014	52690751	1/2/2015	0.22000	ZOT- Oth ERN	7.670	5180000000	0501	5653	0501	5653	14	A14	RG	12/20/2014	N	41694
0063977979	12/27/2014	12/29/2014	52690751	1/2/2015	25.52000	REG- Oth ERN	593.340	5150000000	0501	5653	0501	5653	14	A14	RG	12/27/2014	N	41694
0021191572	1/3/2015	12/29/2014	52791613	1/9/2015	40.00000	Accrual	3071.160	5110000000	0501	5653	0501	5653	14	X14	KM	12/27/2014	N	8478
0021191572	12/27/2014	12/29/2014	52791613	1/2/2015	80.00000	Reg Earns	6142.310	5110000000	0501	5653	0501	5653	14	X14	KM	12/27/2014	N	8478
0063977979	12/27/2014	12/29/2014	52690751	1/2/2015	40.00000	REG- Oth ERN	930.000	5150000000	0501	5653	0501	5653	14	A14	RG	12/20/2014	N	41694
0063977979	1/3/2015	1/6/2015	0	1/5/2015	6.03000	Non-Exempt Accrual	140.200	5150000000	0501	5653	0501	5653	14	A14	RG	1/3/2015	N	41694
0058071051	12/13/2014	12/16/2014	52540112	12/19/2014	80.00000	Reg Earns	2819.230	5110000000	0501	5653	0501	5653	14	X14	EX	12/13/2014	N	8022
0058071051	12/27/2014	12/29/2014	52791616	1/2/2015	8.00000	PHE- Oth ERN	281.920	5110000000	0501	5653	0501	5653	14	X14	EX	12/27/2014	N	8022
0058071051	1/3/2015	12/29/2014	52791616	1/9/2015	40.00000	Accrual	1409.620	5110000000	0501	5653	0501	5653	14	X14	EX	12/27/2014	N	8022
0058071051	12/27/2014	12/29/2014	52791616	1/2/2015	80.00000	Reg Earns	2819.230	5110000000	0501	5653	0501	5653	14	X14	EX	12/27/2014	N	8022
0058071051	1/3/2015	12/29/2014	52791616	1/9/2015	-4.00000	Accrual	-140.960	5110000000	0501	5653	0501	5653	14	X14	EX	12/27/2014	N	8022
0058071051	12/27/2014	12/29/2014	52791616	1/2/2015	-8.00000	Reg Hrs	-281.920	5110000000	0501	5653	0501	5653	14	X14	EX	12/27/2014	N	8022
0058071051	1/3/2015	12/29/2014	52791616	1/9/2015	4.00000	Accrual	140.960	5110000000	0501	5653	0501	5653	14	X14	EX	12/27/2014	N	8022
0008019465	12/13/2014	12/16/2014	52540108	12/19/2014	-4.00000	Reg Hrs	-185.190	5110000000	0501	5653	0501	5653	14	X14	EX	12/13/2014	N	41204
0008019465	12/13/2014	12/16/2014	52540108	12/19/2014	80.00000	Reg Earns	3703.850	5110000000	0501	5653	0501	5653	14	X14	EX	12/13/2014	N	41204
0008019465	12/13/2014	12/16/2014	52540108	12/19/2014	4.00000	VAN- Oth ERN	185.190	5110000000	0501	5653	0501	5653	14	X14	EX	12/13/2014	N	41204
0008019465	12/13/2014	12/16/2014	52540108	12/19/2014	16.00000	VAN- Oth ERN	740.770	5110000000	0501	5653	0501	5653	14	X14	EX	12/13/2014	N	41204
0008019465	12/13/2014	12/16/2014	52540108	12/19/2014	8.00000	PHE- Oth ERN	370.380	5110000000	0501	5653	0501	5653	14	X14	EX	12/13/2014	N	41204
0008019465	12/13/2014	12/16/2014	52540108	12/19/2014	-16.00000	Reg Hrs	-740.770	5110000000	0501	5653	0501	5653	14	X14	EX	12/13/2014	N	41204
0008019465	12/13/2014	12/16/2014	52540108	12/19/2014	-8.00000	Reg Hrs	-370.380	5110000000	0501	5653	0501	5653	14	X14	EX	12/13/2014	N	41204
0008019465	1/3/2015	12/29/2014	52791612	1/9/2015	40.00000	Accrual	1851.930	5110000000	0501	5653	0501	5653	14	X14	EX	12/27/2014	N	41204
0008019465	12/27/2014	12/29/2014	52791612	1/2/2015	80.00000	Reg Earns	3703.850	5110000000	0501	5653	0501	5653	14	X14	EX	12/27/2014	N	41204
0046076006	12/13/2014	12/16/2014	52540111	12/19/2014	80.00000	Reg Earns	3807.690	5110000000	0501	5653	0501	5653	14	X14	LM	12/13/2014	N	53842
0046076006	12/27/2014	12/29/2014	52791615	1/2/2015	80.00000	Reg Earns	3807.690	5110000000	0501	5653	0501	5653	14	X14	LM	12/27/2014	N	53842
0046076006	1/3/2015	12/29/2014	52791615	1/9/2015	40.00000	Accrual	1903.850	5110000000	0501	5653	0501	5653	14	X14	LM	12/27/2014	N	53842

Data Entry View

Document Number: 100025934 Company Code: 1314 Fiscal Year: 2014

Document Date: 01/03/2015 Posting Date: 01/03/2015 Period: 11

Reference: CLOSEREK38 Crea-Comp.No.: 010123132130114

Currency: USD

Ledger: 01

Ledger DL: Doc: 100025934 Fiscal Year: 2014 Period: 11

Ctrl: Alt: F11

Ctrl: Alt: F12

Ctrl: Alt: F13

Ctrl: Alt: F14

Ctrl: Alt: F15

Ctrl: Alt: F16

Ctrl: Alt: F17

Ctrl: Alt: F18

Ctrl: Alt: F19

Ctrl: Alt: F20

Ctrl: Alt: F21

Ctrl: Alt: F22

Ctrl: Alt: F23

Ctrl: Alt: F24

Ctrl: Alt: F25

Ctrl: Alt: F26

Ctrl: Alt: F27

Ctrl: Alt: F28

Ctrl: Alt: F29

Ctrl: Alt: F30

Ctrl: Alt: F31

Ctrl: Alt: F32

Ctrl: Alt: F33

Ctrl: Alt: F34

Ctrl: Alt: F35

Ctrl: Alt: F36

Ctrl: Alt: F37

Ctrl: Alt: F38

Ctrl: Alt: F39

Ctrl: Alt: F40

Ctrl: Alt: F41

Ctrl: Alt: F42

Ctrl: Alt: F43

Ctrl: Alt: F44

Ctrl: Alt: F45

Ctrl: Alt: F46

Ctrl: Alt: F47

Ctrl: Alt: F48

Ctrl: Alt: F49

Ctrl: Alt: F50

Ctrl: Alt: F51

Ctrl: Alt: F52

Ctrl: Alt: F53

Ctrl: Alt: F54

Ctrl: Alt: F55

Ctrl: Alt: F56

Ctrl: Alt: F57

Ctrl: Alt: F58

Ctrl: Alt: F59

Ctrl: Alt: F60

Ctrl: Alt: F61

Ctrl: Alt: F62

Ctrl: Alt: F63

Ctrl: Alt: F64

Ctrl: Alt: F65

Ctrl: Alt: F66

Ctrl: Alt: F67

Ctrl: Alt: F68

Ctrl: Alt: F69

Ctrl: Alt: F70

Ctrl: Alt: F71

Ctrl: Alt: F72

Ctrl: Alt: F73

Ctrl: Alt: F74

Ctrl: Alt: F75

Ctrl: Alt: F76

Ctrl: Alt: F77

Ctrl: Alt: F78

Ctrl: Alt: F79

Ctrl: Alt: F80

Ctrl: Alt: F81

Ctrl: Alt: F82

Ctrl: Alt: F83

Ctrl: Alt: F84

Ctrl: Alt: F85

Ctrl: Alt: F86

Ctrl: Alt: F87

Ctrl: Alt: F88

Ctrl: Alt: F89

Ctrl: Alt: F90

Ctrl: Alt: F91

Ctrl: Alt: F92

Ctrl: Alt: F93

Ctrl: Alt: F94

Ctrl: Alt: F95

Ctrl: Alt: F96

Ctrl: Alt: F97

Ctrl: Alt: F98

Ctrl: Alt: F99

Ctrl: Alt: F100

Ctrl: Alt: F101

Ctrl: Alt: F102

Ctrl: Alt: F103

Ctrl: Alt: F104

Ctrl: Alt: F105

Ctrl: Alt: F106

Ctrl: Alt: F107

Ctrl: Alt: F108

Ctrl: Alt: F109

Ctrl: Alt: F110

Ctrl: Alt: F111

Ctrl: Alt: F112

Ctrl: Alt: F113

Ctrl: Alt: F114

Ctrl: Alt: F115

Ctrl: Alt: F116

Ctrl: Alt: F117

Ctrl: Alt: F118

Ctrl: Alt: F119

Ctrl: Alt: F120

Ctrl: Alt: F121

Ctrl: Alt: F122

Ctrl: Alt: F123

Ctrl: Alt: F124

Ctrl: Alt: F125

Ctrl: Alt: F126

Ctrl: Alt: F127

Ctrl: Alt: F128

Ctrl: Alt: F129

Ctrl: Alt: F130

Ctrl: Alt: F131

Ctrl: Alt: F132

Ctrl: Alt: F133

Ctrl: Alt: F134

Ctrl: Alt: F135

Ctrl: Alt: F136

Ctrl: Alt: F137

Ctrl: Alt: F138

Ctrl: Alt: F139

Ctrl: Alt: F140

Ctrl: Alt: F141

Ctrl: Alt: F142

Ctrl: Alt: F143

Ctrl: Alt: F144

Ctrl: Alt: F145

Ctrl: Alt: F146

Ctrl: Alt: F147

Ctrl: Alt: F148

Ctrl: Alt: F149

Ctrl: Alt: F150

Ctrl: Alt: F151

Ctrl: Alt: F152

Ctrl: Alt: F153

Ctrl: Alt: F154

Ctrl: Alt: F155

Ctrl: Alt: F156

Ctrl: Alt: F157

Ctrl: Alt: F158

Ctrl: Alt: F159

Ctrl: Alt: F160

Ctrl: Alt: F161

Ctrl: Alt: F162

Ctrl: Alt: F163

Ctrl: Alt: F164

Ctrl: Alt: F165

Ctrl: Alt: F166

Ctrl: Alt: F167

Ctrl: Alt: F168

Ctrl: Alt: F169

Ctrl: Alt: F170

Ctrl: Alt: F171

Ctrl: Alt: F172

Ctrl: Alt: F173

Ctrl: Alt: F174

Ctrl: Alt: F175

Ctrl: Alt: F176

Ctrl: Alt: F177

Ctrl: Alt: F178

Ctrl: Alt: F179

Ctrl: Alt: F180

Ctrl: Alt: F181

Ctrl: Alt: F182

Ctrl: Alt: F183

Ctrl: Alt: F184

Ctrl: Alt: F185

Ctrl: Alt: F186

Ctrl: Alt: F187

Ctrl: Alt: F188

Ctrl: Alt: F189

Ctrl: Alt: F190

Ctrl: Alt: F191

Ctrl: Alt: F192

Ctrl: Alt: F193

Ctrl: Alt: F194

Ctrl: Alt: F195

Ctrl: Alt: F196

Ctrl: Alt: F197

Ctrl: Alt: F198

Ctrl: Alt: F199

Ctrl: Alt: F200

Ctrl: Alt: F201

Ctrl: Alt: F202

Ctrl: Alt: F203

Ctrl: Alt: F204

Ctrl: Alt: F205

Ctrl: Alt: F206

Ctrl: Alt: F207

Ctrl: Alt: F208

Ctrl: Alt: F209

Ctrl: Alt: F210

Ctrl: Alt: F211

Ctrl: Alt: F212

Ctrl: Alt: F213

Ctrl: Alt: F214

Ctrl: Alt: F215

Ctrl: Alt: F216

Ctrl: Alt: F217

Ctrl: Alt: F218

Ctrl: Alt: F219

Ctrl: Alt: F220

Ctrl: Alt: F221

Ctrl: Alt: F222

Ctrl: Alt: F223

Ctrl: Alt: F224

Ctrl: Alt: F225

Ctrl: Alt: F226

Ctrl: Alt: F227

Ctrl: Alt: F228

Ctrl: Alt: F229

Ctrl: Alt: F230

Ctrl: Alt: F231

Ctrl: Alt: F232

Ctrl: Alt: F233

Ctrl: Alt: F234

Ctrl: Alt: F235

Ctrl: Alt: F236

Ctrl: Alt: F237

Ctrl: Alt: F238

Ctrl: Alt: F239

Ctrl: Alt: F240

Ctrl: Alt: F241

Ctrl: Alt: F242

Ctrl: Alt: F243

Ctrl: Alt: F244

Ctrl: Alt: F245

Ctrl: Alt: F246

Ctrl: Alt: F247

Ctrl: Alt: F248

Ctrl: Alt: F249</

B12

511000000 197,148.79 B1  
515000000 - B1  
518000000 - B1

GL\_EMP\_ACCOUNT 400

ID	Pay Period End	Run Date	Check #	Check Dt	Hrs/Units	Line Descr	Amount	Acct	GL Loc	GL Exp Ctr	LD Loc	LD Exp Ctr	Co	Group	Empl Class	Earns End	Off Cycle	Job Code
0058944802	12/13/2014	12/16/2014	52469997	12/19/2014	80.00000	Reg Earns	3,588.46	5110000000	0501	2502	0591	2502	11	X11	EX	12/13/2014	N	40037
0034860387	12/13/2014	12/16/2014	52469987	12/19/2014	80.00000	Reg Earns	3,485.38	5110000000	0501	2502	0591	2502	11	X11	LM	12/13/2014	N	40038
0033103706	1/3/2015	12/29/2014	52735466	1/9/2015	40.00000	Accrual	2,675.00	5110000000	0501	2502	0591	2502	11	X11	LM	12/27/2014	N	5039
0034860387	1/3/2015	12/29/2014	52735467	1/9/2015	-4.00000	Accrual	(174.27)	5110000000	0501	2502	0591	2502	11	X11	LM	12/27/2014	N	40038
0058944802	1/3/2015	12/29/2014	52735477	1/9/2015	40.00000	Accrual	1,794.23	5110000000	0501	2502	0591	2502	11	X11	EX	12/27/2014	N	40037
0060099512	12/13/2014	12/16/2014	52469999	12/19/2014	80.00000	Reg Earns	4,638.46	5110000000	0501	2502	0591	2502	11	X11	EX	12/13/2014	N	40037
0034860387	1/3/2015	12/29/2014	52735467	1/9/2015	4.00000	Accrual	174.27	5110000000	0501	2502	0591	2502	11	X11	LM	12/27/2014	N	40038
0034860387	1/3/2015	12/29/2014	52735467	1/9/2015	40.00000	Accrual	1,742.69	5110000000	0501	2502	0591	2502	11	X11	LM	12/27/2014	N	40038
0057344707	1/3/2015	12/29/2014	52731968	1/9/2015	40.00000	Accrual	1,069.46	5110000000	0501	2502	0591	2502	11	X11	EX	12/27/2014	N	40035
0048409783	1/3/2015	12/29/2014	52735469	1/9/2015	40.00000	Accrual	1,980.77	5110000000	0501	2502	0591	2502	11	X11	EX	12/27/2014	N	40037
0060099512	1/3/2015	12/29/2014	52735479	1/9/2015	40.00000	Accrual	2,319.23	5110000000	0501	2502	0591	2502	11	X11	EX	12/27/2014	N	40037
0048409783	12/13/2014	12/16/2014	52469989	12/19/2014	80.00000	Reg Earns	3,961.54	5110000000	0501	2502	0591	2502	11	X11	EX	12/13/2014	N	40037
0057344707	12/20/2014	12/22/2014	1.41218E+14	12/17/2014	80.00000	REG- Oth ERN	2,138.92	5110000000	0501	2502	0501	2502	11	X11	EX	12/13/2014	Y	40035
0051918290	1/3/2015	12/29/2014	52735471	1/9/2015	40.00000	Accrual	1,607.69	5110000000	0501	2502	0591	2502	11	X11	EX	12/27/2014	N	40037
0060669199	1/3/2015	12/29/2014	52735480	1/9/2015	-4.00000	Accrual	(148.27)	5110000000	0501	2502	0591	2502	11	X11	EX	12/27/2014	N	40037
0060669199	1/3/2015	12/29/2014	52735480	1/9/2015	4.00000	Accrual	148.27	5110000000	0501	2502	0591	2502	11	X11	EX	12/27/2014	N	40037
0057344574	1/3/2015	12/29/2014	52735475	1/9/2015	40.00000	Accrual	1,350.00	5110000000	0501	2502	0591	2502	11	X11	EX	12/27/2014	N	40036
0060669199	1/3/2015	12/29/2014	52735480	1/9/2015	40.00000	Accrual	1,482.69	5110000000	0501	2502	0591	2502	11	X11	EX	12/27/2014	N	40037
0059900399	1/3/2015	12/29/2014	52735478	1/9/2015	40.00000	Accrual	2,019.23	5110000000	0501	2502	0591	2502	11	X11	EX	12/27/2014	N	40037
0033103706	12/13/2014	12/16/2014	52469986	12/19/2014	80.00000	Reg Earns	5,350.00	5110000000	0501	2502	0591	2502	11	X11	LM	12/13/2014	N	5039
0055865646	1/3/2015	12/29/2014	52735474	1/9/2015	40.00000	Accrual	1,794.23	5110000000	0501	2502	0591	2502	11	X11	EX	12/27/2014	N	40037
0009631573	1/3/2015	12/29/2014	52735464	1/9/2015	40.00000	Accrual	2,165.39	5110000000	0501	2502	0591	2502	11	X11	LM	12/27/2014	N	40043
0024950933	1/3/2015	12/29/2014	52735465	1/9/2015	40.00000	Accrual	2,878.85	5110000000	0501	2502	0591	2502	11	X11	LM	12/27/2014	N	5039
0062706262	1/3/2015	12/29/2014	52735483	1/9/2015	40.00000	Accrual	1,707.69	5110000000	0501	2502	0591	2502	11	X11	EX	12/27/2014	N	40037
0058722349	1/3/2015	12/29/2014	52735476	1/9/2015	40.00000	Accrual	1,145.21	5110000000	0501	2502	0591	2502	11	X11	EX	12/27/2014	N	40035
0048791925	1/3/2015	12/29/2014	52735470	1/9/2015	40.00000	Accrual	1,834.62	5110000000	0501	2502	0591	2502	11	X11	EX	12/27/2014	N	40042
0047665377	1/3/2015	12/29/2014	52735468	1/9/2015	40.00000	Accrual	1,653.85	5110000000	0501	2502	0591	2502	11	X11	EX	12/27/2014	N	40042
0060687365	1/3/2015	12/29/2014	52735481	1/9/2015	-4.00000	Accrual	(187.50)	5110000000	0501	2502	0591	2502	11	X11	EX	12/27/2014	N	40037
0060687365	1/3/2015	12/29/2014	52735481	1/9/2015	4.00000	Accrual	187.50	5110000000	0501	2502	0591	2502	11	X11	EX	12/27/2014	N	40037
0033103706	12/27/2014	12/29/2014	52735466	1/2/2015	80.00000	Reg Earns	5,350.00	5110000000	0501	2502	0591	2502	11	X11	LM	12/27/2014	N	5039
0054530845	1/3/2015	12/29/2014	52735472	1/9/2015	40.00000	Accrual	1,661.54	5110000000	0501	2502	0591	2502	11	X11	EX	12/27/2014	N	40037
0060687365	1/3/2015	12/29/2014	52735481	1/9/2015	40.00000	Accrual	1,875.00	5110000000	0501	2502	0591	2502	11	X11	EX	12/27/2014	N	40037
0055231617	1/3/2015	12/29/2014	52735473	1/9/2015	40.00000	Accrual	2,434.62	5110000000	0501	2502	0591	2502	11	X11	LM	12/27/2014	N	40038
0060739752	1/3/2015	12/29/2014	52735482	1/9/2015	40.00000	Accrual	1,790.39	5110000000	0501	2502	0591	2502	11	X11	LM	12/27/2014	N	40043
0034860387	12/27/2014	12/29/2014	52735467	1/2/2015	-8.00000	Reg Hrs	(348.54)	5110000000	0501	2502	0591	2502	11	X11	LM	12/27/2014	N	40038
0058944802	12/27/2014	12/29/2014	52735477	1/2/2015	80.00000	Reg Earns	3,588.46	5110000000	0501	2502	0591	2502	11	X11	EX	12/27/2014	N	40037
0034860387	12/27/2014	12/29/2014	52735467	1/2/2015	8.00000	PHE- Oth ERN	348.54	5110000000	0501	2502	0591	2502	11	X11	LM	12/27/2014	N	40038
0034860387	12/27/2014	12/29/2014	52735467	1/2/2015	80.00000	Reg Earns	3,485.38	5110000000	0501	2502	0591	2502	11	X11	LM	12/27/2014	N	40038
0048409783	12/27/2014	12/29/2014	52735469	1/2/2015	80.00000	Reg Earns	3,961.54	5110000000	0501	2502	0591	2502	11	X11	EX	12/27/2014	N	40037
0057344707	12/27/2014	12/29/2014	52731968	1/2/2015	80.00000	Reg Earns	2,138.92	5110000000	0501	2502	0501	2502	11	X11	EX	12/27/2014	N	40035
0051918290	12/13/2014	12/16/2014	52469991	12/19/2014	-8.00000	Reg Hrs	(321.54)	5110000000	0501	2502	0591	2502	11	X11	EX	12/13/2014	N	40037
0060669199	12/13/2014	12/16/2014	52470000	12/19/2014	80.00000	Reg Earns	2,965.38	5110000000	0501	2502	0591	2502	11	X11	EX	12/13/2014	N	40037
0060669199	12/13/2014	12/16/2014	52470000	12/19/2014	-12.00000	PHE- Oth ERN	(444.81)	5110000000	0501	2502	0591	2502	11	X11	EX	12/13/2014	N	40037
0051918290	12/13/2014	12/16/2014	52469991	12/19/2014	80.00000	Reg Earns	3,215.38	5110000000	0501	2502	0591	2502	11	X11	EX	12/13/2014	N	40037
0051918290	12/13/2014	12/16/2014	52469991	12/19/2014	8.00000	PHE- Oth ERN	321.54	5110000000	0501	2502	0591	2502	11	X11	EX	12/13/2014	N	40037
0057344574	12/13/2014	12/16/2014	52469995	12/19/2014	80.00000	Reg Earns	2,700.00	5110000000	0501	2502	0591	2502	11	X11	EX	12/13/2014	N	40036
0060669199	12/13/2014	12/16/2014	52470000	12/19/2014	-4.00000	Reg Hrs	(148.27)	5110000000	0501	2502	0591	2502	11	X11	EX	12/13/2014	N	40037
0051918290	12/13/2014	12/16/2014	52469991	12/19/2014	2.16000	VAN- Oth ERN	86.82	5110000000	0501	2502	0591	2502	11	X11	EX	12/13/2014	N	40037
0051918290	12/13/2014	12/16/2014	52469991	12/19/2014	8.00000	PHE- Oth ERN	321.54	5110000000	0501	2502	0591	2502	11	X11	EX	12/13/2014	N	40037
0060669199	12/13/2014	12/16/2014	52470000	12/19/2014	-12.00000	Reg Hrs	(444.81)	5110000000	0501	2502	0591	2502	11	X11	EX	12/13/2014	N	40037
0051918290	12/13/2014	12/16/2014	52469991	12/19/2014	-2.16000	PHE- Oth ERN	(86.82)	5110000000	0501	2502	0591	2502	11	X11	EX	12/13/2014	N	40037
0051918290	12/13/2014	12/16/2014	52469991	12/19/2014	-8.00000	Reg Hrs	(321.54)	5110000000	0501	2502	0591	2502	11	X11	EX	12/13/2014	N	40037
0060669199	12/13/2014	12/16/2014	52470000	12/19/2014	4.00000	VAN- Oth ERN	148.27	5110000000	0501	2502	0591	2502	11	X11	EX	12/13/2014	N	40037
0060099512	12/27/2014	12/29/2014	52735479	1/2/2015	80.00000	Reg Earns	4,638.46	5110000000	0501	2502	0591	2502	11	X11	EX	12/27/2014	N	40037
0057344574	12/27/2014	12/29/2014	52735475	1/2/2015	80.00000	Reg Earns	2,700.00	5110000000	0501	2502	0591	2502	11	X11	EX	12/27/2014	N	40036
0060669199	12/27/2014	12/29/2014	52735480	1/2/2015	80.00000	Reg Earns	2,965.38	5110000000	0501	2502	0591	2502	11	X11	EX	12/27/2014	N	40037
0051918290	12/27/2014	12/29/2014	52735471	1/2/2015	80.00000	Reg Earns	3,215.38	5110000000	0501	2502	0591	2502	11	X11	EX	12/27/2014	N	40037
0060669199	1																	

0062341102	12/6/2014	12/9/2014	52294401	12/9/2014	-40.00000	Reg Hrs	(2,115.39)	5110000000	0501	2502	0591	2502	11	X11	EX	12/6/2014	Y	40037
0058722349	12/13/2014	12/16/2014	52469996	12/19/2014	80.00000	Reg Earns	2,290.42	5110000000	0501	2502	0591	2502	11	X11	EX	12/13/2014	N	40035
0048791925	12/13/2014	12/16/2014	52469990	12/19/2014	80.00000	Reg Earns	3,669.23	5110000000	0501	2502	0591	2502	11	X11	EX	12/13/2014	N	40042
0058722349	12/27/2014	12/29/2014	52735476	1/2/2015	80.00000	Reg Earns	2,290.42	5110000000	0501	2502	0591	2502	11	X11	EX	12/27/2014	N	40035
0048791925	12/27/2014	12/29/2014	52735470	1/2/2015	80.00000	Reg Earns	3,669.23	5110000000	0501	2502	0591	2502	11	X11	EX	12/27/2014	N	40042
0054530845	12/13/2014	12/16/2014	52469992	12/19/2014	80.00000	Reg Earns	3,323.08	5110000000	0501	2502	0591	2502	11	X11	EX	12/13/2014	N	40037
0060687365	12/13/2014	12/16/2014	52470001	12/19/2014	80.00000	Reg Earns	3,750.00	5110000000	0501	2502	0591	2502	11	X11	EX	12/13/2014	N	40037
0047665377	12/13/2014	12/16/2014	52469988	12/19/2014	80.00000	Reg Earns	3,307.69	5110000000	0501	2502	0591	2502	11	X11	EX	12/13/2014	N	40042
0060687365	12/27/2014	12/29/2014	52735481	1/2/2015	80.00000	Reg Earns	3,750.00	5110000000	0501	2502	0591	2502	11	X11	EX	12/27/2014	N	40037
0047665377	12/27/2014	12/29/2014	52735468	1/2/2015	80.00000	Reg Earns	3,307.69	5110000000	0501	2502	0591	2502	11	X11	EX	12/27/2014	N	40042
0060687365	12/27/2014	12/29/2014	52735481	1/2/2015	-8.00000	Reg Hrs	(375.00)	5110000000	0501	2502	0591	2502	11	X11	EX	12/27/2014	N	40037
0060687365	12/27/2014	12/29/2014	52735481	1/2/2015	8.00000	VAN- Oth ERN	375.00	5110000000	0501	2502	0591	2502	11	X11	EX	12/27/2014	N	40037
0054530845	12/27/2014	12/29/2014	52735472	1/2/2015	80.00000	Reg Earns	3,323.08	5110000000	0501	2502	0591	2502	11	X11	EX	12/27/2014	N	40037
0055231617	12/13/2014	12/16/2014	52469993	12/19/2014	80.00000	Reg Earns	4,869.23	5110000000	0501	2502	0591	2502	11	X11	LM	12/13/2014	N	40038
0055231617	12/27/2014	12/29/2014	52735473	1/2/2015	80.00000	Reg Earns	4,869.23	5110000000	0501	2502	0591	2502	11	X11	LM	12/27/2014	N	40038
0060739752	12/13/2014	12/16/2014	52470002	12/19/2014	80.00000	Reg Earns	3,580.77	5110000000	0501	2502	0591	2502	11	X11	LM	12/13/2014	N	40043
0060739752	12/27/2014	12/29/2014	52735482	1/2/2015	80.00000	Reg Earns	3,580.77	5110000000	0501	2502	0591	2502	11	X11	LM	12/27/2014	N	40043

B13

511000000 249,596.24 B1  
515000000 - B1  
518000000 - B1

GL\_EMP\_ACCOUNT 110

ID	Pay Period End	Run Date	Check #	Check Dt	Hrs/Units	Line Descr	Amount	Acct	GL Loc	GL Exp Ctr	LD Loc	LD Exp Ctr	Co	Group	Empl Class	Earns End	Off Cycle	Job Code
0023190705	12/13/2014	12/16/2014	52470007	12/19/2014	80.00000	Reg Earns	3584.620	5110000000	0501	2503	0591	2503	11	X11	EX	12/13/2014	N	40037
0023190705	12/13/2014	12/16/2014	52470007	12/19/2014	8.00000	VAN- Oth ERN	358.460	5110000000	0501	2503	0591	2503	11	X11	EX	12/13/2014	N	40037
0023190705	12/13/2014	12/16/2014	52470007	12/19/2014	-8.00000	Reg Hrs	-358.460	5110000000	0501	2503	0591	2503	11	X11	EX	12/13/2014	N	40037
0023190705	12/27/2014	12/29/2014	52735487	1/2/2015	80.00000	Reg Earns	3584.620	5110000000	0501	2503	0591	2503	11	X11	EX	12/27/2014	N	40037
0023190705	1/3/2015	12/29/2014	52735487	1/9/2015	-4.00000	Accrual	-179.230	5110000000	0501	2503	0591	2503	11	X11	EX	12/27/2014	N	40037
0023190705	12/27/2014	12/29/2014	52735487	1/2/2015	-8.00000	Reg Hrs	-358.460	5110000000	0501	2503	0591	2503	11	X11	EX	12/27/2014	N	40037
0023190705	1/3/2015	12/29/2014	52735487	1/9/2015	4.00000	Accrual	179.230	5110000000	0501	2503	0591	2503	11	X11	EX	12/27/2014	N	40037
0023190705	12/27/2014	12/29/2014	52735487	1/2/2015	8.00000	VAN- Oth ERN	358.460	5110000000	0501	2503	0591	2503	11	X11	EX	12/27/2014	N	40037
0023190705	1/3/2015	12/29/2014	52735487	1/9/2015	40.00000	Accrual	1792.310	5110000000	0501	2503	0591	2503	11	X11	EX	12/27/2014	N	40037
0058017369	12/13/2014	12/16/2014	52470013	12/19/2014	80.00000	Reg Earns	4723.080	5110000000	0501	2503	0591	2503	11	X11	LM	12/13/2014	N	5039
0060253614	12/13/2014	12/16/2014	52470019	12/19/2014	80.00000	Reg Earns	5203.850	5110000000	0501	2503	0591	2503	11	X11	LM	12/13/2014	N	5039
0060253614	1/3/2015	12/29/2014	52735500	1/9/2015	40.00000	Accrual	2601.930	5110000000	0501	2503	0591	2503	11	X11	LM	12/27/2014	N	5039
0058017369	1/3/2015	12/29/2014	52735493	1/9/2015	40.00000	Accrual	2361.540	5110000000	0501	2503	0591	2503	11	X11	LM	12/27/2014	N	5039
0060253614	12/27/2014	12/29/2014	52735500	1/2/2015	80.00000	Reg Earns	5203.850	5110000000	0501	2503	0591	2503	11	X11	LM	12/27/2014	N	5039
0058017369	12/27/2014	12/29/2014	52735493	1/2/2015	80.00000	Reg Earns	4723.080	5110000000	0501	2503	0591	2503	11	X11	LM	12/27/2014	N	5039
0056708530	12/13/2014	12/16/2014	52470012	12/19/2014	80.00000	Reg Earns	3976.920	5110000000	0501	2503	0591	2503	11	X11	EX	12/13/2014	N	40046
0056708530	12/13/2014	12/16/2014	52470012	12/19/2014	8.00000	VAN- Oth ERN	397.690	5110000000	0501	2503	0591	2503	11	X11	EX	12/13/2014	N	40046
0056708530	12/13/2014	12/16/2014	52470012	12/19/2014	-8.00000	Reg Hrs	-397.690	5110000000	0501	2503	0591	2503	11	X11	EX	12/13/2014	N	40046
0056708530	1/3/2015	12/29/2014	52735492	1/9/2015	40.00000	Accrual	1988.460	5110000000	0501	2503	0591	2503	11	X11	EX	12/27/2014	N	40046
0056708530	12/27/2014	12/29/2014	52735492	1/2/2015	80.00000	Reg Earns	3976.920	5110000000	0501	2503	0591	2503	11	X11	EX	12/27/2014	N	40046
0031583446	12/13/2014	12/16/2014	52470008	12/19/2014	4926.920	Reg Earns	4926.920	5110000000	0501	2503	0591	2503	11	X11	LM	12/13/2014	N	5039
0060228988	12/13/2014	12/16/2014	52470018	12/19/2014	80.00000	Reg Earns	4623.080	5110000000	0501	2503	0591	2503	11	X11	LM	12/13/2014	N	40038
0031583446	12/13/2014	12/16/2014	52470008	12/19/2014	8.00000	PHE- Oth ERN	492.690	5110000000	0501	2503	0591	2503	11	X11	LM	12/13/2014	N	5039
0065176208	12/13/2014	12/16/2014	52470023	12/19/2014	80.00000	Reg Earns	3846.150	5110000000	0501	2503	0591	2503	11	X11	EX	12/13/2014	N	40046
0031583446	12/13/2014	12/16/2014	52470008	12/19/2014	-4.00000	Reg Hrs	-492.690	5110000000	0501	2503	0591	2503	11	X11	LM	12/13/2014	N	5039
0031583446	1/3/2015	12/29/2014	52735488	1/9/2015	40.00000	Accrual	2463.460	5110000000	0501	2503	0591	2503	11	X11	LM	12/27/2014	N	5039
0060228988	12/27/2014	12/29/2014	52735499	1/2/2015	4.00000	PHE- Oth ERN	231.150	5110000000	0501	2503	0591	2503	11	X11	LM	12/27/2014	N	40038
0031583446	12/27/2014	12/29/2014	52735488	1/2/2015	80.00000	Reg Earns	4926.920	5110000000	0501	2503	0591	2503	11	X11	LM	12/27/2014	N	5039
0060228988	1/3/2015	12/29/2014	52735499	1/9/2015	40.00000	Accrual	2311.540	5110000000	0501	2503	0591	2503	11	X11	LM	12/27/2014	N	40038
0060228988	12/27/2014	12/29/2014	52735499	1/2/2015	80.00000	Reg Earns	4623.080	5110000000	0501	2503	0591	2503	11	X11	LM	12/27/2014	N	40038
0060228988	1/3/2015	12/29/2014	52735499	1/9/2015	-2.00000	Accrual	-115.580	5110000000	0501	2503	0591	2503	11	X11	LM	12/27/2014	N	40038
0065176208	1/3/2015	12/29/2014	52735505	1/9/2015	40.00000	Accrual	1923.080	5110000000	0501	2503	0591	2503	11	X11	EX	12/27/2014	N	40046
0060228988	12/27/2014	12/29/2014	52735499	1/2/2015	-4.00000	Reg Hrs	-231.150	5110000000	0501	2503	0591	2503	11	X11	LM	12/27/2014	N	40038
0060228988	1/3/2015	12/29/2014	52735499	1/9/2015	2.00000	Accrual	115.580	5110000000	0501	2503	0591	2503	11	X11	LM	12/27/2014	N	40038
0065176208	12/27/2014	12/29/2014	52735505	1/2/2015	80.00000	Reg Earns	3846.150	5110000000	0501	2503	0591	2503	11	X11	EX	12/27/2014	N	40046
0061512182	12/13/2014	12/16/2014	52470020	12/19/2014	80.00000	Reg Earns	3923.080	5110000000	0501	2503	0591	2503	11	X11	EX	12/13/2014	N	40037
0047950662	12/13/2014	12/16/2014	52470010	12/19/2014	80.00000	Reg Earns	4453.850	5110000000	0501	2503	0591	2503	11	X11	LM	12/13/2014	N	40047
0047950662	12/27/2014	12/29/2014	52735490	1/2/2015	80.00000	Reg Earns	4453.850	5110000000	0501	2503	0591	2503	11	X11	LM	12/27/2014	N	40047
0061512182	12/27/2014	12/29/2014	52735501	1/2/2015	-8.00000	Reg Hrs	-392.310	5110000000	0501	2503	0591	2503	11	X11	EX	12/27/2014	N	40037
0061512182	1/3/2015	12/29/2014	52735501	1/9/2015	4.00000	Accrual	196.160	5110000000	0501	2503	0591	2503	11	X11	EX	12/27/2014	N	40037
0061512182	12/27/2014	12/29/2014	52735501	1/2/2015	8.00000	VAN- Oth ERN	392.310	5110000000	0501	2503	0591	2503	11	X11	EX	12/27/2014	N	40037
0061512182	12/27/2014	12/29/2014	52735501	1/2/2015	8.00000	VAN- Oth ERN	392.310	5110000000	0501	2503	0591	2503	11	X11	EX	12/27/2014	N	40037
0061512182	1/3/2015	12/29/2014	52735501	1/9/2015	40.00000	Accrual	1961.540	5110000000	0501	2503	0591	2503	11	X11	EX	12/27/2014	N	40037
0061512182	12/27/2014	12/29/2014	52735501	1/2/2015	80.00000	Reg Earns	3923.080	5110000000	0501	2503	0591	2503	11	X11	EX	12/27/2014	N	40037
0061512182	1/3/2015	12/29/2014	52735501	1/9/2015	-4.00000	Accrual	-196.160	5110000000	0501	2503	0591	2503	11	X11	EX	12/27/2014	N	40037
0047950662	1/3/2015	12/29/2014	52735490	1/9/2015	40.00000	Accrual	2226.930	5110000000	0501	2503	0591	2503	11	X11	LM	12/27/2014	N	40047
0061512182	1/3/2015	12/29/2014	52735501	1/9/2015	-4.00000	Accrual	-196.160	5110000000	0501	2503	0591	2503	11	X11	EX	12/27/2014	N	40037
0061512182	12/27/2014	12/29/2014	52735501	1/2/2015	-8.00000	Reg Hrs	-392.310	5110000000	0501	2503	0591	2503	11	X11	EX	12/27/2014	N	40037
0061512182	1/3/2015	12/29/2014	52735501	1/9/2015	4.00000	Accrual	196.160	5110000000	0501	2503	0591	2503	11	X11	EX	12/27/2014	N	40037
0059886531	12/13/2014	12/16/2014	52470016	12/19/2014	80.00000	Reg Earns	4730.770	5110000000	0501	2503	0591	2503	11	X11	LM	12/13/2014	N	40038
0059886531	12/27/2014	12/29/2014	52735496	1/2/2015	80.00000	Reg Earns	4730.770	5110000000	0501	2503	0591	2503	11	X11	LM	12/27/2014	N	40038
0059886531	1/3/2015	12/29/2014	52735496	1/9/2015	40.00000	Accrual	2365.390	5110000000	0501	2503	0591	2503	11	X11	LM	12/27/2014	N	40038
0034856187	12/13/2014	12/16/2014	52470009	12/19/2014	80.00000	Reg Earns	5315.380	5110000000	0501	2503	0591	2503	11	X11	LM	12/13/2014	N	40039
0062764378	12/13/2014	12/16/2014	52470022	12/19/2014	80.00000	Reg Earns	3750.000	5110000000	0501	2503	0591	2503	11	X11	EX	12/13/2014	N	40046
0059781740	12/13/2014	12/16/2014	52470015	12/19/2014	80.00000	Reg Earns	5253.850	5110000000	0501	2503	0591	2503	11	X11	LM	12/13/2014	N	5039
0034856187	12/27/2014	12/29/2014	52735489	1/2/2015	80.00000	Reg Earns	5315.380	5110000000	0501	2503	0591	2503	11	X11	LM	12/27/2014	N	40039
0059781740	12/27/2014	12/29/2014	52735495	1/2/2015	-4.00000	Reg Hrs	-262.690	5110000000	0501	2503	0591	2503	11	X11	LM	12/27/2014	N	5039



0009680778	12/27/2014	12/29/2014	52735485	1/2/2015	8.00000 PHE- Oth ERN	435.380 5110000000	0501	2503	0591	2503	11	X11	LM	12/27/2014 N	40038
0009680778	1/3/2015	12/29/2014	52735485	1/9/2015	40.00000 Accrual	2176.930 5110000000	0501	2503	0591	2503	11	X11	LM	12/27/2014 N	40038
0061680351	12/13/2014	12/16/2014	52470021	12/19/2014	80.00000 Reg Earns	4023.080 5110000000	0501	2503	0591	2503	11	X11	LM	12/13/2014 N	40043
0058597154	12/13/2014	12/16/2014	52470014	12/19/2014	80.00000 Reg Earns	6153.850 5110000000	0501	2503	0591	2503	11	X11	KM	12/13/2014 N	5286
0058597154	12/27/2014	12/29/2014	52735494	1/2/2015	80.00000 Reg Earns	6153.850 5110000000	0501	2503	0591	2503	11	X11	KM	12/27/2014 N	5286
0061680351	1/3/2015	12/29/2014	52735502	1/9/2015	40.00000 Accrual	2011.540 5110000000	0501	2503	0591	2503	11	X11	LM	12/27/2014 N	40043
0061680351	12/27/2014	12/29/2014	52735502	1/2/2015	80.00000 Reg Earns	4023.080 5110000000	0501	2503	0591	2503	11	X11	LM	12/27/2014 N	40043
0058597154	1/3/2015	12/29/2014	52735494	1/9/2015	40.00000 Accrual	3076.930 5110000000	0501	2503	0591	2503	11	X11	KM	12/27/2014 N	5286
0060148251	12/13/2014	12/16/2014	52470017	12/19/2014	80.00000 Reg Earns	4426.920 5110000000	0501	2503	0591	2503	11	X11	LM	12/13/2014 N	40047
0065073181	12/20/2014	12/22/2014	52555325	12/19/2014	80.00000 REG- Oth ERN	5384.620 5110000000	0501	2503	0591	2503	11	X11	LM	12/13/2014 Y	40039
0065073181	1/3/2015	12/29/2014	52735504	1/9/2015	40.00000 Accrual	2692.310 5110000000	0501	2503	0591	2503	11	X11	LM	12/27/2014 N	40039
0060148251	1/3/2015	12/29/2014	52735497	1/9/2015	40.00000 Accrual	2213.460 5110000000	0501	2503	0591	2503	11	X11	LM	12/27/2014 N	40047
0065073181	12/27/2014	12/29/2014	52735504	1/2/2015	80.00000 Reg Earns	5384.620 5110000000	0501	2503	0591	2503	11	X11	LM	12/27/2014 N	40039
0060148251	12/27/2014	12/29/2014	52735497	1/2/2015	80.00000 Reg Earns	4426.920 5110000000	0501	2503	0591	2503	11	X11	LM	12/27/2014 N	40047
0009614207	12/13/2014	12/16/2014	52470004	12/19/2014	80.00000 Reg Earns	5515.380 5110000000	0501	2503	0591	2503	11	X11	LM	12/13/2014 N	5039
0010273308	12/13/2014	12/16/2014	52470006	12/19/2014	4.00000 VAN- Oth ERN	209.620 5110000000	0501	2503	0591	2503	11	X11	LM	12/13/2014 N	40043
0010273308	12/13/2014	12/16/2014	52470006	12/19/2014	80.00000 Reg Earns	4192.310 5110000000	0501	2503	0591	2503	11	X11	LM	12/13/2014 N	40043
0010273308	12/13/2014	12/16/2014	52470006	12/19/2014	-4.00000 Reg Hrs	-209.620 5110000000	0501	2503	0591	2503	11	X11	LM	12/13/2014 N	40043
0052488871	12/13/2014	12/16/2014	52470011	12/19/2014	80.00000 Reg Earns	4861.540 5110000000	0501	2503	0591	2503	11	X11	LM	12/13/2014 N	40047
0010273308	12/27/2014	12/29/2014	52735486	1/2/2015	80.00000 Reg Earns	4192.310 5110000000	0501	2503	0591	2503	11	X11	LM	12/27/2014 N	40043
0052488871	12/27/2014	12/29/2014	52735491	1/2/2015	-8.00000 Reg Hrs	-486.150 5110000000	0501	2503	0591	2503	11	X11	LM	12/27/2014 N	40047
0052488871	1/3/2015	12/29/2014	52735491	1/9/2015	4.00000 Accrual	243.080 5110000000	0501	2503	0591	2503	11	X11	LM	12/27/2014 N	40047
0052488871	12/27/2014	12/29/2014	52735491	1/2/2015	24.00000 VAN- Oth ERN	1458.460 5110000000	0501	2503	0591	2503	11	X11	LM	12/27/2014 N	40047
0009614207	1/3/2015	12/29/2014	52735484	1/9/2015	40.00000 Accrual	2757.690 5110000000	0501	2503	0591	2503	11	X11	LM	12/27/2014 N	5039
0052488871	12/27/2014	12/29/2014	52735491	1/2/2015	8.00000 PHE- Oth ERN	486.150 5110000000	0501	2503	0591	2503	11	X11	LM	12/27/2014 N	40047
0052488871	1/3/2015	12/29/2014	52735491	1/9/2015	40.00000 Accrual	2430.770 5110000000	0501	2503	0591	2503	11	X11	LM	12/27/2014 N	40047
0009614207	12/27/2014	12/29/2014	52735484	1/2/2015	80.00000 Reg Earns	5515.380 5110000000	0501	2503	0591	2503	11	X11	LM	12/27/2014 N	5039
0052488871	12/27/2014	12/29/2014	52735491	1/2/2015	80.00000 Reg Earns	4861.540 5110000000	0501	2503	0591	2503	11	X11	LM	12/27/2014 N	40047
0052488871	1/3/2015	12/29/2014	52735491	1/9/2015	-12.00000 Accrual	-729.230 5110000000	0501	2503	0591	2503	11	X11	LM	12/27/2014 N	40047
0010273308	1/3/2015	12/29/2014	52735486	1/9/2015	40.00000 Accrual	2096.160 5110000000	0501	2503	0591	2503	11	X11	LM	12/27/2014 N	40043
0052488871	1/3/2015	12/29/2014	52735491	1/9/2015	-4.00000 Accrual	-243.080 5110000000	0501	2503	0591	2503	11	X11	LM	12/27/2014 N	40047
0052488871	12/27/2014	12/29/2014	52735491	1/2/2015	-24.00000 Reg Hrs	-1458.460 5110000000	0501	2503	0591	2503	11	X11	LM	12/27/2014 N	40047
0052488871	1/3/2015	12/29/2014	52735491	1/9/2015	12.00000 Accrual	729.230 5110000000	0501	2503	0591	2503	11	X11	LM	12/27/2014 N	40047

<b>B14</b>	5110000000	38,477.14	<b>B1</b>
	5150000000	-	<b>B1</b>
	5180000000	-	<b>B1</b>

GL\_EMP\_ACCOU 20

ID	Pay Period End	Run Date	Check #	Check Dt	Hrs/Units	Line Descr	Amount	Acct	GL Loc	GL Exp Ctr	LD Loc	LD Exp Ctr	Co	Group	Empl Class	Earns End	Off Cycle	Job Code
0026122721	12/13/2014	12/16/2014	52536938	12/19/2014	8.00000	PHE- Oth ERN		471.150 5110000000	0501	2505	0501	2505	14	X14	KM	12/13/2014	N	54115
0026122721	12/13/2014	12/16/2014	52536938	12/19/2014	-32.00000	Reg Hrs		-1884.620 5110000000	0501	2505	0501	2505	14	X14	KM	12/13/2014	N	54115
0026122721	12/13/2014	12/16/2014	52536938	12/19/2014	80.00000	Reg Earns		4711.540 5110000000	0501	2505	0501	2505	14	X14	KM	12/13/2014	N	54115
0026122721	12/13/2014	12/16/2014	52536938	12/19/2014	-8.00000	Reg Hrs		-471.150 5110000000	0501	2505	0501	2505	14	X14	KM	12/13/2014	N	54115
0026122721	12/13/2014	12/16/2014	52536938	12/19/2014	32.00000	VAN- Oth ERN		1884.620 5110000000	0501	2505	0501	2505	14	X14	KM	12/13/2014	N	54115
0026122721	12/27/2014	12/29/2014	52788385	1/2/2015	80.00000	Reg Earns		4711.540 5110000000	0501	2505	0501	2505	14	X14	KM	12/27/2014	N	54115
0026122721	1/3/2015	12/29/2014	52788385	1/9/2015	40.00000	Accrual		2355.770 5110000000	0501	2505	0501	2505	14	X14	KM	12/27/2014	N	54115
0055729313	12/13/2014	12/16/2014	52536941	12/19/2014	8.00000	VAN- Oth ERN		395.770 5110000000	0501	2505	0501	2505	14	X14	LM	12/13/2014	N	30387
0055729313	12/13/2014	12/16/2014	52536941	12/19/2014	-4.00000	Reg Hrs		-197.880 5110000000	0501	2505	0501	2505	14	X14	LM	12/13/2014	N	30387
0055729313	12/13/2014	12/16/2014	52536941	12/19/2014	-8.00000	Reg Hrs		-395.770 5110000000	0501	2505	0501	2505	14	X14	LM	12/13/2014	N	30387
0055729313	12/13/2014	12/16/2014	52536941	12/19/2014	80.00000	Reg Earns		3957.690 5110000000	0501	2505	0501	2505	14	X14	LM	12/13/2014	N	30387
0055729313	12/13/2014	12/16/2014	52536941	12/19/2014	4.00000	PHE- Oth ERN		197.880 5110000000	0501	2505	0501	2505	14	X14	LM	12/13/2014	N	30387
0055729313	1/3/2015	12/29/2014	52788388	1/9/2015	40.00000	Accrual		1978.850 5110000000	0501	2505	0501	2505	14	X14	LM	12/27/2014	N	30387
0055729313	12/27/2014	12/29/2014	52788388	1/2/2015	80.00000	Reg Earns		3957.690 5110000000	0501	2505	0501	2505	14	X14	LM	12/27/2014	N	30387
0032689846	12/13/2014	12/16/2014	52536939	12/19/2014	80.00000	Reg Earns		3692.310 5110000000	0501	2505	0501	2505	14	X14	EX	12/13/2014	N	1076
0032689846	1/3/2015	12/29/2014	52788386	1/9/2015	40.00000	Accrual		1846.160 5110000000	0501	2505	0501	2505	14	X14	EX	12/27/2014	N	1076
0032689846	12/27/2014	12/29/2014	52788386	1/2/2015	80.00000	Reg Earns		3692.310 5110000000	0501	2505	0501	2505	14	X14	EX	12/27/2014	N	1076
0052732591	12/13/2014	12/16/2014	52536940	12/19/2014	80.00000	Reg Earns		2646.150 5110000000	0501	2505	0501	2505	14	X14	EX	12/13/2014	N	40277
0052732591	1/3/2015	12/29/2014	52788387	1/9/2015	40.00000	Accrual		1323.080 5110000000	0501	2505	0501	2505	14	X14	EX	12/27/2014	N	40277
0052732591	12/27/2014	12/29/2014	52788387	1/2/2015	80.00000	Reg Earns		2646.150 5110000000	0501	2505	0501	2505	14	X14	EX	12/27/2014	N	40277

Data Entry View

Document Number: 100525934    Comply Code: 1114    Fiscal Year: 2014

Document Date: 01/03/2015    Posting Date: 01/03/2015    Period: 11

Reference: CLOSERREK02    Org-Comp.No.: 010125122100114

Currency: USD    Ledger Group:

Clng doc	Dr	Cr	PK Code	Cr	GL Account	GL Account Name	Amount	Cur	Amount @ LC	LC	LC2	LC2	Profit Center
5	10	40	93523000		7010110	EXEMPT PAYROLL	941.36	USD	941.36	USD	HQ50		
5	11	40	93523000		7010110	EXEMPT PAYROLL	416.54	USD	416.54	USD	HQ50		

Payroll correction included in 5110000000 total.

B15

511000000 379,894.64 B1  
515000000 - B1  
518000000 - B1

GL\_EMP\_ACCOUNT 202

ID	Pay Period End	Run Date	Check #	Check Dt	Hrs/Units	Line Descr	Amount	Acct	GL Loc	GL Exp Ctr	LD Loc	LD Exp Ctr	Co	Group	Empl Class	Earns End	Off Cycle	Job Code
0052238896	12/13/2014	12/16/2014	52468144	12/19/2014	12.00000	VAN- Oth ERN		872.310 5110000000	0501	2348	0591	2348	11	X11	LM	12/13/2014 N		40052
0052238896	12/13/2014	12/16/2014	52468144	12/19/2014	-8.00000	Reg Hrs		-581.540 5110000000	0501	2348	0591	2348	11	X11	LM	12/13/2014 N		40052
0052238896	12/13/2014	12/16/2014	52468144	12/19/2014	-12.00000	Reg Hrs		-872.310 5110000000	0501	2348	0591	2348	11	X11	LM	12/13/2014 N		40052
0052238896	12/13/2014	12/16/2014	52468144	12/19/2014	58.15380	Reg Earns		581.5380 5110000000	0501	2348	0591	2348	11	X11	LM	12/13/2014 N		40052
0052238896	12/13/2014	12/16/2014	52468144	12/19/2014	8.00000	PHE- Oth ERN		581.540 5110000000	0501	2348	0591	2348	11	X11	LM	12/13/2014 N		40052
0052238896	1/3/2015	12/29/2014	52733577	1/9/2015	40.00000	Accrual		2907.690 5110000000	0501	2348	0591	2348	11	X11	LM	12/27/2014 N		40052
0052238896	12/27/2014	12/29/2014	52733577	1/2/2015	80.00000	Reg Earns		581.5380 5110000000	0501	2348	0591	2348	11	X11	LM	12/27/2014 N		40052
0023496169	12/13/2014	12/16/2014	52469227	12/19/2014	80.00000	Reg Earns		6192.310 5110000000	0501	2348	0591	2348	11	X11	KM	12/13/2014 N		25517
0064186109	12/13/2014	12/16/2014	52469248	12/19/2014	80.00000	Reg Earns		3134.620 5110000000	0501	2348	0591	2348	11	X11	EX	12/13/2014 N		40049
0066033267	12/20/2014	12/22/2014	1.41218E+14	12/17/2014	80.00000	REG- Oth ERN		4038.460 5110000000	0501	2348	0501	2348	11	X11	EX	12/13/2014 Y		40037
0064186109	12/27/2014	12/29/2014	52734684	1/2/2015	32.00000	VAN- Oth ERN		1253.850 5110000000	0501	2348	0591	2348	11	X11	EX	12/27/2014 N		40049
0064186109	1/3/2015	12/29/2014	52734684	1/9/2015	-4.00000	Accrual		-156.730 5110000000	0501	2348	0591	2348	11	X11	EX	12/27/2014 N		40049
0023496169	1/3/2015	12/29/2014	52734663	1/9/2015	40.00000	Accrual		3096.160 5110000000	0501	2348	0591	2348	11	X11	KM	12/27/2014 N		25517
0064186109	1/3/2015	12/29/2014	52734684	1/9/2015	40.00000	Accrual		1567.310 5110000000	0501	2348	0591	2348	11	X11	EX	12/27/2014 N		40049
0064186109	12/27/2014	12/29/2014	52734684	1/2/2015	-8.00000	Reg Hrs		-313.460 5110000000	0501	2348	0591	2348	11	X11	EX	12/27/2014 N		40049
0064186109	1/3/2015	12/29/2014	52734684	1/9/2015	4.00000	Accrual		156.730 5110000000	0501	2348	0591	2348	11	X11	EX	12/27/2014 N		40049
0023496169	12/27/2014	12/29/2014	52734663	1/2/2015	6192.310	Reg Earns		6192.310 5110000000	0501	2348	0591	2348	11	X11	KM	12/27/2014 N		25517
0064186109	12/27/2014	12/29/2014	52734684	1/2/2015	80.00000	Reg Earns		3134.620 5110000000	0501	2348	0591	2348	11	X11	EX	12/27/2014 N		40049
0064186109	1/3/2015	12/29/2014	52734684	1/9/2015	-16.00000	Accrual		-626.930 5110000000	0501	2348	0591	2348	11	X11	EX	12/27/2014 N		40049
0064186109	12/27/2014	12/29/2014	52734684	1/2/2015	8.00000	PHE- Oth ERN		313.460 5110000000	0501	2348	0591	2348	11	X11	EX	12/27/2014 N		40049
0064186109	12/27/2014	12/29/2014	52734684	1/2/2015	-32.00000	Reg Hrs		-1253.850 5110000000	0501	2348	0591	2348	11	X11	EX	12/27/2014 N		40049
0064186109	1/3/2015	12/29/2014	52734684	1/9/2015	16.00000	Accrual		626.930 5110000000	0501	2348	0591	2348	11	X11	EX	12/27/2014 N		40049
0013221999	12/13/2014	12/16/2014	52469225	12/19/2014	80.00000	Reg Earns		4215.380 5110000000	0501	2348	0591	2348	11	X11	LM	12/13/2014 N		40047
0025475666	12/13/2014	12/16/2014	52469230	12/19/2014	80.00000	Reg Earns		5473.080 5110000000	0501	2348	0591	2348	11	X11	LM	12/13/2014 N		40048
0013221999	12/27/2014	12/29/2014	52734661	1/2/2015	80.00000	Reg Earns		4215.380 5110000000	0501	2348	0591	2348	11	X11	LM	12/27/2014 N		40047
0013221999	1/3/2015	12/29/2014	52734661	1/9/2015	-20.00000	Accrual		-1053.850 5110000000	0501	2348	0591	2348	11	X11	LM	12/27/2014 N		40047
0013221999	12/27/2014	12/29/2014	52734661	1/2/2015	-40.00000	Reg Hrs		-2107.690 5110000000	0501	2348	0591	2348	11	X11	LM	12/27/2014 N		40047
0013221999	1/3/2015	12/29/2014	52734661	1/9/2015	20.00000	Accrual		1053.850 5110000000	0501	2348	0591	2348	11	X11	LM	12/27/2014 N		40047
0013221999	12/27/2014	12/29/2014	52734661	1/2/2015	40.00000	VAN- Oth ERN		2107.690 5110000000	0501	2348	0591	2348	11	X11	LM	12/27/2014 N		40047
0025475666	1/3/2015	12/29/2014	52734666	1/9/2015	40.00000	Accrual		2736.540 5110000000	0501	2348	0591	2348	11	X11	LM	12/27/2014 N		40048
0013221999	1/3/2015	12/29/2014	52734661	1/9/2015	40.00000	Accrual		2107.690 5110000000	0501	2348	0591	2348	11	X11	LM	12/27/2014 N		40047
0025475666	12/27/2014	12/29/2014	52734666	1/2/2015	80.00000	Reg Earns		5473.080 5110000000	0501	2348	0591	2348	11	X11	LM	12/27/2014 N		40048
0059845501	12/13/2014	12/16/2014	52469245	12/19/2014	80.00000	Reg Earns		2288.460 5110000000	0501	2348	0591	2348	11	X11	EX	12/13/2014 N		41670
0059845501	1/3/2015	12/29/2014	52734681	1/9/2015	40.00000	Accrual		1144.230 5110000000	0501	2348	0591	2348	11	X11	EX	12/27/2014 N		41670
0059845501	12/27/2014	12/29/2014	52734681	1/2/2015	80.00000	Reg Earns		2288.460 5110000000	0501	2348	0591	2348	11	X11	EX	12/27/2014 N		41670
0001925676	12/13/2014	12/16/2014	52469222	12/19/2014	-8.00000	Reg Hrs		-526.920 5110000000	0501	2348	0591	2348	11	X11	LM	12/13/2014 N		40048
0001925676	12/13/2014	12/16/2014	52469222	12/19/2014	8.00000	VAN- Oth ERN		526.920 5110000000	0501	2348	0591	2348	11	X11	LM	12/13/2014 N		40048
0001925676	12/13/2014	12/16/2014	52469222	12/19/2014	4.00000	VAN- Oth ERN		263.460 5110000000	0501	2348	0591	2348	11	X11	LM	12/13/2014 N		40048
0001925676	12/13/2014	12/16/2014	52469222	12/19/2014	-4.00000	Reg Hrs		-263.460 5110000000	0501	2348	0591	2348	11	X11	LM	12/13/2014 N		40048
0001925676	12/13/2014	12/16/2014	52469222	12/19/2014	80.00000	Reg Earns		5269.230 5110000000	0501	2348	0591	2348	11	X11	LM	12/13/2014 N		40048
0001925676	12/27/2014	12/29/2014	52734658	1/2/2015	8.00000	VAN- Oth ERN		526.920 5110000000	0501	2348	0591	2348	11	X11	LM	12/27/2014 N		40048
0001925676	1/3/2015	12/29/2014	52734658	1/9/2015	-2.00000	Accrual		-131.730 5110000000	0501	2348	0591	2348	11	X11	LM	12/27/2014 N		40048
0001925676	12/27/2014	12/29/2014	52734658	1/2/2015	-4.00000	Reg Hrs		-263.460 5110000000	0501	2348	0591	2348	11	X11	LM	12/27/2014 N		40048
0001925676	1/3/2015	12/29/2014	52734658	1/9/2015	2.00000	Accrual		131.730 5110000000	0501	2348	0591	2348	11	X11	LM	12/27/2014 N		40048
0001925676	1/3/2015	12/29/2014	52734658	1/9/2015	-4.00000	Accrual		-263.460 5110000000	0501	2348	0591	2348	11	X11	LM	12/27/2014 N		40048
0001925676	12/27/2014	12/29/2014	52734658	1/2/2015	4.00000	PHE- Oth ERN		263.460 5110000000	0501	2348	0591	2348	11	X11	LM	12/27/2014 N		40048
0001925676	1/3/2015	12/29/2014	52734658	1/9/2015	40.00000	Accrual		2634.620 5110000000	0501	2348	0591	2348	11	X11	LM	12/27/2014 N		40048
0001925676	12/27/2014	12/29/2014	52734658	1/2/2015	-8.00000	Reg Hrs		-526.920 5110000000	0501	2348	0591	2348	11	X11	LM	12/27/2014 N		40048
0001925676	1/3/2015	12/29/2014	52734658	1/9/2015	4.00000	Accrual		263.460 5110000000	0501	2348	0591	2348	11	X11	LM	12/27/2014 N		40048
0001925676	12/27/2014	12/29/2014	52734658	1/2/2015	80.00000	Reg Earns		5269.230 5110000000	0501	2348	0591	2348	11	X11	LM	12/27/2014 N		40048
0024951519	12/13/2014	12/16/2014	52469229	12/19/2014	80.00000	Reg Earns		5019.230 5110000000	0501	2348	0591	2348	11	X11	LM	12/13/2014 N		40048
0024951519	12/27/2014	12/29/2014	52734665	1/2/2015	80.00000	Reg Earns		5019.230 5110000000	0501	2348	0591	2348	11	X11	LM	12/27/2014 N		40048
0024951519	1/3/2015	12/29/2014	52734665	1/9/2015	-2.00000	Accrual		-125.480 5110000000	0501	2348	0591	2348	11	X11	LM	12/27/2014 N		40048
0024951519	12/27/2014	12/29/2014	52734665	1/2/2015	-4.00000	Reg Hrs		-250.960 5110000000	0501	2348	0591	2348	11	X11	LM	12/27/2014 N		40048
0024951519	1/3/2015	12/29/2014	52734665	1/9/2015	2.00000	Accrual		125.480 5110000000	0501	2348	0591	2348	11	X11	LM	12/27/2014 N		40048
0024951519	12/27/2014	12/29/2014	52734665	1/2/2015	4.00000	PHE- Oth ERN		250.960 5110000000	0501	2348	0591	2348	11	X11	LM	12/27/2014 N		40048
0024951519	1/3/2015	12/29/2014	52734665	1/9/2015	40.00000	Accrual		2509.620 5110000000	0501	2348	0591	2348	11	X11	LM	12/27/2014 N		4004



0059804567	12/13/2014	12/16/2014	52469244	12/19/2014	80.00000	Reg Earns	5338.460	5110000000	0501	2348	0591	2348	11	X11	LM	12/13/2014	N	40052
0032464810	12/13/2014	12/16/2014	52466324	12/19/2014	-4.00000	Reg Hrs	-162.500	5110000000	0501	2348	0501	2348	11	X11	EX	12/13/2014	N	40049
0051426567	12/13/2014	12/16/2014	52469239	12/19/2014	80.00000	Reg Earns	5384.620	5110000000	0501	2348	0591	2348	11	X11	LM	12/13/2014	N	55167
0059804567	12/13/2014	12/16/2014	52469244	12/19/2014	-8.00000	Reg Hrs	-533.850	5110000000	0501	2348	0591	2348	11	X11	LM	12/13/2014	N	40052
0032464810	12/13/2014	12/16/2014	52466324	12/19/2014	-4.00000	Reg Hrs	-162.500	5110000000	0501	2348	0501	2348	11	X11	EX	12/13/2014	N	40049
0032464810	12/13/2014	12/16/2014	52466324	12/19/2014	80.00000	Reg Earns	3250.000	5110000000	0501	2348	0501	2348	11	X11	EX	12/13/2014	N	40049
0051426567	12/13/2014	12/16/2014	52469239	12/19/2014	28.00000	VAN- Oth ERN	1884.620	5110000000	0501	2348	0591	2348	11	X11	LM	12/13/2014	N	55167
0059804559	12/13/2014	12/16/2014	52469243	12/19/2014	80.00000	Reg Earns	5065.380	5110000000	0501	2348	0591	2348	11	X11	LM	12/13/2014	N	40052
0009600958	12/13/2014	12/16/2014	52469224	12/19/2014	80.00000	Reg Earns	5719.230	5110000000	0501	2348	0591	2348	11	X11	LM	12/13/2014	N	40048
0032464810	12/13/2014	12/16/2014	52466324	12/19/2014	4.00000	PHE- Oth ERN	162.500	5110000000	0501	2348	0501	2348	11	X11	EX	12/13/2014	N	40049
0051426567	12/13/2014	12/16/2014	52469239	12/19/2014	-28.00000	Reg Hrs	-1884.620	5110000000	0501	2348	0591	2348	11	X11	LM	12/13/2014	N	55167
0059804567	12/13/2014	12/16/2014	52469244	12/19/2014	8.00000	PHE- Oth ERN	533.850	5110000000	0501	2348	0591	2348	11	X11	LM	12/13/2014	N	40052
0009600958	12/27/2014	12/29/2014	52734660	1/2/2015	-8.00000	Reg Hrs	-571.920	5110000000	0501	2348	0591	2348	11	X11	LM	12/13/2014	N	40048
0009600958	1/3/2015	12/29/2014	52734660	1/9/2015	4.00000	Accrual	285.960	5110000000	0501	2348	0591	2348	11	X11	LM	12/27/2014	N	40048
0009600958	1/3/2015	12/29/2014	52734660	1/2/2015	80.00000	Reg Earns	5719.230	5110000000	0501	2348	0591	2348	11	X11	LM	12/27/2014	N	40048
0050199298	1/3/2015	12/29/2014	52734674	1/9/2015	40.00000	Accrual	2669.230	5110000000	0501	2348	0591	2348	11	X11	LM	12/27/2014	N	40033
0051426567	12/27/2014	12/29/2014	52734675	1/2/2015	80.00000	Reg Earns	5384.620	5110000000	0501	2348	0591	2348	11	X11	LM	12/27/2014	N	55167
0059804559	1/3/2015	12/29/2014	52734679	1/9/2015	40.00000	Accrual	2532.690	5110000000	0501	2348	0591	2348	11	X11	LM	12/27/2014	N	40052
0009600958	12/27/2014	12/29/2014	52734660	1/2/2015	8.00000	VAN- Oth ERN	571.920	5110000000	0501	2348	0591	2348	11	X11	LM	12/27/2014	N	40048
0009600958	1/3/2015	12/29/2014	52734660	1/9/2015	-4.00000	Accrual	-285.960	5110000000	0501	2348	0591	2348	11	X11	LM	12/27/2014	N	40048
0050199298	12/27/2014	12/29/2014	52734674	1/2/2015	80.00000	Reg Earns	5338.460	5110000000	0501	2348	0591	2348	11	X11	LM	12/27/2014	N	40033
0059804559	12/27/2014	12/29/2014	52734679	1/2/2015	80.00000	Reg Earns	5065.380	5110000000	0501	2348	0591	2348	11	X11	LM	12/27/2014	N	40052
0059804567	1/3/2015	12/29/2014	52734680	1/9/2015	40.00000	Accrual	2669.230	5110000000	0501	2348	0591	2348	11	X11	LM	12/27/2014	N	40052
0009600958	12/27/2014	12/29/2014	52734660	1/2/2015	-8.00000	Reg Hrs	-571.920	5110000000	0501	2348	0591	2348	11	X11	LM	12/27/2014	N	40048
0009600958	1/3/2015	12/29/2014	52734660	1/9/2015	4.00000	Accrual	285.960	5110000000	0501	2348	0591	2348	11	X11	LM	12/27/2014	N	40048
0032464810	1/3/2015	12/29/2014	52731728	1/9/2015	40.00000	Accrual	1625.000	5110000000	0501	2348	0501	2348	11	X11	EX	12/27/2014	N	40049
0059804567	12/27/2014	12/29/2014	52734680	1/2/2015	80.00000	Reg Earns	5338.460	5110000000	0501	2348	0591	2348	11	X11	LM	12/27/2014	N	40052
0009600958	1/3/2015	12/29/2014	52734660	1/9/2015	-4.00000	Accrual	-285.960	5110000000	0501	2348	0591	2348	11	X11	LM	12/27/2014	N	40048
0009600958	12/27/2014	12/29/2014	52734660	1/2/2015	8.00000	VAN- Oth ERN	571.920	5110000000	0501	2348	0591	2348	11	X11	LM	12/27/2014	N	40048
0009600958	1/3/2015	12/29/2014	52734660	1/9/2015	40.00000	Accrual	2859.620	5110000000	0501	2348	0591	2348	11	X11	LM	12/27/2014	N	40048
0032464810	12/27/2014	12/29/2014	52731728	1/2/2015	80.00000	Reg Earns	3250.000	5110000000	0501	2348	0501	2348	11	X11	EX	12/27/2014	N	40049
0051426567	1/3/2015	12/29/2014	52734675	1/9/2015	40.00000	Accrual	2692.310	5110000000	0501	2348	0591	2348	11	X11	LM	12/27/2014	N	55167
0024394108	12/13/2014	12/16/2014	52469228	12/19/2014	80.00000	Reg Earns	5015.380	5110000000	0501	2348	0591	2348	11	X11	LM	12/13/2014	N	5039
0061097424	12/13/2014	12/16/2014	52469247	12/19/2014	-8.00000	Reg Hrs	-416.920	5110000000	0501	2348	0501	2348	11	X11	LM	12/13/2014	N	40043
0061097424	12/13/2014	12/16/2014	52469247	12/19/2014	8.00000	VAN- Oth ERN	416.920	5110000000	0501	2348	0501	2348	11	X11	LM	12/13/2014	N	40043
0061097424	12/13/2014	12/16/2014	52469247	12/19/2014	40.00000	Reg Earns	2084.620	5110000000	0501	2348	0591	2348	11	X11	LM	12/13/2014	N	40043
0061097424	12/13/2014	12/16/2014	52469247	12/19/2014	40.00000	Reg Earns	1894.230	5110000000	0501	2348	0501	2348	11	X11	LM	12/13/2014	N	40043
0024394108	12/27/2014	12/29/2014	52734664	1/2/2015	80.00000	Reg Earns	5015.380	5110000000	0501	2348	0591	2348	11	X11	LM	12/27/2014	N	5039
0061097424	12/27/2014	12/29/2014	52734683	1/2/2015	40.00000	Reg Earns	2084.610	5110000000	0501	2348	0591	2348	11	X11	LM	12/20/2014	N	40043
0061097424	1/3/2015	12/29/2014	52734683	1/9/2015	20.00000	Accrual	1042.310	5110000000	0501	2348	0591	2348	11	X11	LM	12/27/2014	N	40043
0024394108	1/3/2015	12/29/2014	52734664	1/9/2015	40.00000	Accrual	2507.690	5110000000	0501	2348	0591	2348	11	X11	LM	12/27/2014	N	5039
0061097424	12/27/2014	12/29/2014	52734683	1/2/2015	40.00000	Reg Earns	2084.620	5110000000	0501	2348	0591	2348	11	X11	LM	12/27/2014	N	40043
0061097424	1/3/2015	12/29/2014	52734683	1/9/2015	20.00000	Accrual	1042.310	5110000000	0501	2348	0591	2348	11	X11	LM	12/20/2014	N	40043

Data Entry View  
 Document Number: 10034724 Company Code: 1113 Fiscal Year: 2014  
 Document Date: 12/30/2014 Posting Date: 12/30/2014 Period: 11  
 Reference: FAIRROLL Cross-Comp.No.: 010122874750114  
 Currency: USD Ledger Group:

Chg Desc	Dr	Cr	PK	Cost Ctr	GL Account	GL Account Name	Amount	Curr.	Amount in L.C.	LCurr	LC2 amount	LCurr2	Prfl%	Center
H	15	50	99346600	7010110	EXEMPT PAYROLL		4,038.46	USD	4,038.46	USD	4,038.46	USD		H199

Payroll correction included in 5110000000 total.

Data Entry View  
 Document Number: 10038115 Company Code: 1113 Fiscal Year: 2014  
 Document Date: 01/03/2015 Posting Date: 01/03/2015 Period: 11  
 Reference: CLEARENANCE Cross-Comp.No.: 010122874750114  
 Currency: USD Ledger Group:

Chg Desc	Dr	Cr	PK	Cost Ctr	GL Account	GL Account Name	Amount	Curr.	Amount in L.C.	LCurr	LC2 amount	LCurr2	Prfl%	Center
S	15	40	99346600	7010110	EXEMPT PAYROLL		433.05	USD	433.05	USD	433.05	USD		H199

Payroll correction included in 5110000000 total.

C

This schedule summarizes total incentive bonus accruals by legal entity. Included in this schedule are the incentive bonuses incurred by domestic team members supporting Target Canada operations. These expenses were included in the December cross-charge.

**December 2014 GTOII Incentive Accrual Schedule**

Company	Stores/ RGD	All Other - HQ Only	Canada	FRS	Target.com	Target India	TSS Global (Non PR)	TSS	TCI	Brands	Cust Brk	Distribution	Total
Co #	28,963	-	-	-	-	-	-	-	-	-	-	-	28,963
Target Corp Co #04	20,196,399	1,069,617	223,775 B	-	-	-	-	-	-	-	-	1,164,713	22,654,505
TCSI Co #11	5,297	6,384,926	435,635 B	583,377	-	-	-	-	-	-	-	-	7,409,235
TGMI Co #12	-	767,142	60,683 B	-	-	-	-	568,156	-	-	-	14,933	1,410,914
TFI Co #13	-	149,124	4,375	-	-	-	-	-	-	-	-	-	153,498
Target Enterprise Co #14	3,440	7,585,642	476,463 B	-	761,476	-	-	25,108	-	-	-	748,395	9,600,523
India Inpats Co #24	-	-	1,102	-	-	73,750	-	-	-	-	-	-	74,853
TCI Co #25	-	-	-	-	-	-	-	-	25,655	-	-	-	25,655
India Co #28	-	-	34,083	-	-	815,018	-	-	-	-	-	-	849,101
TNLBK Co #42	-	-	-	-	-	-	-	-	-	-	-	-	-
TBANK Co #44	-	4,925	-	-	-	-	-	-	-	-	-	-	4,925
Canada Co #50	-	-	1,494,451	-	-	-	-	-	-	-	-	-	1,494,451
Brands Co #57	-	12,291	7,010	-	-	-	-	-	-	26,767	-	-	46,067
Cust Brk Co #58	-	-	1,781	-	-	-	-	-	-	-	26,639	114	28,534
DermStore Co #70	-	-	-	-	-	-	-	-	-	-	-	-	-
TSS Asia Co #82	-	-	-	-	-	-	228,035	-	-	-	-	-	228,035
TSS India Co #83	-	-	-	-	-	-	16,906	-	-	-	-	-	16,906
AMC Global Co #86	-	-	-	-	-	-	110,520	-	-	-	-	-	110,520
TSS Hong Kong Co #88	-	-	-	-	-	-	25,694	-	-	-	-	-	25,694
TSS Pacific Co #89	-	-	-	-	-	-	31,337	-	-	-	-	-	31,337
Consensus Co #72	-	111,968	-	-	-	-	-	-	-	-	-	-	111,968
<b>Total</b>	<b>20,234,099</b>	<b>16,085,635</b>	<b>2,739,358</b>	<b>583,377</b>	<b>761,476</b>	<b>888,768</b>	<b>412,492</b>	<b>593,264</b>	<b>25,655</b>	<b>26,767</b>	<b>26,639</b>	<b>1,928,155</b>	<b>44,305,685</b>
<b>Accrual Schedule:</b>	20,234,099	16,085,635	2,739,358	583,377	761,476	888,768	1,005,756		25,655	26,767	26,639	1,928,155	<b>44,305,685</b>

1,196,556

**D1**

**Note:**

The GL breakout below is from schedule **B**, fully dedicated cost center activity. The sum of these cost center charges agrees to the total on the Summary tab. The Summary tab provides details about primary vendors of IT contractors for support of Target Canada. A brief description of the nature of the contracted work is also provided. Subsequent tabs provide line item/invoice detail for each of the cost centers.

ARR ID	G/L Account	G/L Acct Number	Cost Center	CC Name	Company code	Comp Code Name	MTD Actual	
TTS_PRCNTR_US	PROJ CONTRACTORS EXP	7062340	93260000	TTS CAN PROJECTS US	1113	Target Corporate Svcs Inc	\$ 3,769,818.18	<b>B</b>
TTS_PRCNTR_US	PROJ CONTRACTORS EXP	7062340	99346600	DOMESTIC CANADA BTT	1113	Target Corporate Svcs Inc	\$ 13,876.54	<b>B</b>
TTS_ECCNTR_US	CC CONTRACTORS EXP	7062345	93208000	TTS CAN US BASED	1113	Target Corporate Svcs Inc	-\$ 1,738,537.78	<b>B</b>
TTS_ECCNTR_US	CC CONTRACTORS EXP	7062345	93498000	CANADA TTS SUPPORT	1113	Target Corporate Svcs Inc	\$ 68,980.91	<b>B</b>
TTS_ECCNTR_US	CC CONTRACTORS EXP	7062345	93499000	CANADA TTS COE	1113	Target Corporate Svcs Inc	\$ 935,276.88	<b>B</b>
TTS_ECCNTR_US	CC CONTRACTORS EXP	7062345	99346600	DOMESTIC CANADA BTT	1113	Target Corporate Svcs Inc	-\$ 2,869.05	<b>B</b>

**D2** \$ 3,046,546



**D2****Dollars from December GL**

Reference	Service Type		Primary Vendors	\$
<b>D3</b>	Project Contractors (Cap)	Contractors working on Canada projects that have been approved by funding thru the TSPR Process. (TTS Dollar portion of the approved Budget for Capital Projects sponsored by the Business)	Misc	\$3,769,818
<b>D4</b>	Level 3 Support	Contractors working on problems and incidents. Charged as an expense and not charging to Projects.	Accenture, Retalix	\$935,277
<b>D5</b>	Level 2 Support	Contractors working on problems and incidents. Charged as an expense and not charging to Projects.	TCS, Accenture	\$68,981
<b>D6</b>	Expense Contractors	Staff Augement Contractors in support of Canada Projects and Canada PMO. The overall credit to this cost center was due to corrections of prior invoices that should not have been charged to this cost center.	Mindset, Dahl	(\$1,738,538)
<b>D7</b>	Domestic Based BTT-CA	Staff Augement Contractors in support of Canada Projects and Canada PMO (Domestic Cost Center)	Accenture DBA, Infosys, Dahl	\$11,007
<b>Total</b>				<b>\$3,046,546</b>

**D1**

**D3**

Year	Month	Cost Center	GL Account Group	GL Account		Post Date	Description	Amount
2014	Dec	0093260000	Services Purchased	0007062340	PROJ CONTRACTORS EXP	12/11/2014	November - TTS BeeLine Accrual	(104,161.52)
2014	Dec	0093260000	Services Purchased	0007062340	PROJ CONTRACTORS EXP	12/11/2014	November - TTS Contractor Lag Accrual	(239,168.93)
2014	Dec	0093260000	Services Purchased	0007062340	PROJ CONTRACTORS EXP	1/2/2015	TTS BeeLine Accrual - December	16,599.07
2014	Dec	0093260000	Services Purchased	0007062340	PROJ CONTRACTORS EXP	1/2/2015	TTS Canada Contractor Lag - December	596,274.61
2014	Dec	0093260000	Services Purchased	0007062340	PROJ CONTRACTORS EXP	1/3/2015	CTR TGT1/93260000	3,500,274.95
2014	Dec	0093260000	Services Purchased	0007062345	CC CONTRACTORS EXP	1/3/2015	CTR TGT1/93260000	(1,771,689.81)
2014	Dec	0093260000	Services Purchased	0007062345	CC CONTRACTORS EXP	1/3/2015	CTR TGT1/93260000	1,771,689.81
								<u><u>3,769,818.18</u></u> <b>D2</b>

**D4**

Year	Month	Cost Center	GL Account Group	GL Account		Post Date	Description	Amount
2014	Dec	0093499000	Services Purchased	0007062345	CC CONTRACTORS EXP	12/11/2014		(2,557.60)
2014	Dec	0093499000	Services Purchased	0007062345	CC CONTRACTORS EXP	12/11/2014	ACTSPAY/BELINE NOV MILESTONE ACCRUAL	(758,644.00)
2014	Dec	0093499000	Services Purchased	0007062345	CC CONTRACTORS EXP	1/2/2015	ACTSPAY/BELINE DEC MILESTONE ACCRUAL	100,150.00
2014	Dec	0093499000	Services Purchased	0007062345	CC CONTRACTORS EXP	12/19/2014	ACCENTURE LLP140453M1421-3-12012014D3945	758,644.00
2014	Dec	0093499000	Services Purchased	0007062345	CC CONTRACTORS EXP	12/26/2014	ACCENTURE LLP140453M1421-5-12192014D3952	801,321.19
2014	Dec	0093499000	Services Purchased	0007062345	CC CONTRACTORS EXP	12/30/2014	EXPNSE/PER CINDY DEJONG	6,831.00
2014	Dec	0093499000	Services Purchased	0007062345	CC CONTRACTORS EXP	12/30/2014	EXPNSE/PER CINDY DEJONG	28,104.56
2014	Dec	0093499000	Services Purchased	0007062345	CC CONTRACTORS EXP	1/2/2015		1,427.73
								<u>935,276.88</u> <b>D2</b>

**D5**

Year	Month	Cost Center	GL Account Group	GL Account		Post Date	Description	Amount
2014	Dec	0093498000	Services Purchased	0007062345	CC CONTRACTORS EXP	12/5/2014	ACCENTURE LLPA525708	1,035.00
2014	Dec	0093498000	Services Purchased	0007062345	CC CONTRACTORS EXP	12/10/2014	ACTSPAY/TCS CANADA NOV ACCRUAL	(694,661.53)
2014	Dec	0093498000	Services Purchased	0007062345	CC CONTRACTORS EXP	12/11/2014		(2,070.00)
2014	Dec	0093498000	Services Purchased	0007062345	CC CONTRACTORS EXP	12/26/2014	FRUITION PARTNERS LLCA553528	27,615.55
2014	Dec	0093498000	Services Purchased	0007062345	CC CONTRACTORS EXP	12/26/2014	FRUITION PARTNERS LLCA553529	7,131.25
2014	Dec	0093498000	Services Purchased	0007062345	CC CONTRACTORS EXP	12/26/2014	T C S AMERICA16678M1645-1-11302014D3952	39,859.33
2014	Dec	0093498000	Services Purchased	0007062345	CC CONTRACTORS EXP	12/31/2014	ACTSPAY/TCS CANADA DEC ACCRUAL	689,270.91
2014	Dec	0093498000	Services Purchased	0007062345	CC CONTRACTORS EXP	1/2/2015		800.40

68,980.91 **D2**

**D6**

Year	Month	Cost Center	GL Account Group	GL Account	Post Date	Description	Amount
2014	Dec	0093208000	Services Purchased	0007062345 CC CONTRACTORS EXP	12/5/2014	Dahl PayrollingA510489	3,427.00
2014	Dec	0093208000	Services Purchased	0007062345 CC CONTRACTORS EXP	12/12/2014	Dahl PayrollingA510489	2,533.00
2014	Dec	0093208000	Services Purchased	0007062345 CC CONTRACTORS EXP	12/22/2014	Dahl PayrollingA510489	2,384.00
2014	Dec	0093208000	Services Purchased	0007062345 CC CONTRACTORS EXP	12/26/2014	Dahl PayrollingA510489	2,682.00
2014	Dec	0093208000	Services Purchased	0007062345 CC CONTRACTORS EXP	1/2/2015		8,471.00
2014	Dec	0093208000	Services Purchased	0007062345 CC CONTRACTORS EXP	12/30/2014	Reversals from Cindy	(30,704.56)
2014	Dec	0093208000	Services Purchased	0007062345 CC CONTRACTORS EXP	12/23/2014	EXPNSE/PER CINDY DEJONG	(675,499.35)
2014	Dec	0093208000	Services Purchased	0007062345 CC CONTRACTORS EXP	12/23/2014	EXPNSE/PER CINDY DEJONG	(1,096,190.46)
2014	Dec	0093208000	Services Purchased	0007062345 CC CONTRACTORS EXP	12/11/2014		(13,787.00)
2014	Dec	0093208000	Services Purchased	0007062345 CC CONTRACTORS EXP	1/2/2015	Mindset Consulting LLCA527524	7,000.00
2014	Dec	0093208000	Services Purchased	0007062345 CC CONTRACTORS EXP	12/5/2014	A527524 Travel & Expense	1,112.50
2014	Dec	0093208000	Services Purchased	0007062345 CC CONTRACTORS EXP	12/5/2014	Mindset Consulting LLCA527524	15,750.00
2014	Dec	0093208000	Services Purchased	0007062345 CC CONTRACTORS EXP	12/12/2014	Mindset Consulting LLCA527524	8,750.00
2014	Dec	0093208000	Services Purchased	0007062345 CC CONTRACTORS EXP	12/22/2014	Mindset Consulting LLCA527524	8,750.00
2014	Dec	0093208000	Services Purchased	0007062345 CC CONTRACTORS EXP	12/26/2014	A527524 Travel & Expense	1,629.09
2014	Dec	0093208000	Services Purchased	0007062345 CC CONTRACTORS EXP	12/26/2014	Mindset Consulting LLCA527524	7,875.00
2014	Dec	0093208000	Services Purchased	0007062345 CC CONTRACTORS EXP	12/22/2014	THREEBRIDGE SOLUTIONS LLCA554595	5,200.00
2014	Dec	0093208000	Services Purchased	0007062345 CC CONTRACTORS EXP	12/5/2014	THREEBRIDGE SOLUTIONS LLCA554595	2,080.00

(1,738,537.78) **D2**

**D7**

Year	Month	Cost Cente	GL Account Group	GL Account		Post Date	Description	Amount
2014	Dec	0099346600	Services Purchased	0007062340	PROJ CONTRACTORS EXP	12/5/2014	A557944 Travel & Expense	9,719.39
2014	Dec	0099346600	Services Purchased	0007062340	PROJ CONTRACTORS EXP	12/12/2014	A557944 Travel & Expense	4,157.15
2014	Dec	0099346600	Services Purchased	0007062345	CC CONTRACTORS EXP	12/5/2014	ACCENTURE LLPA542727	1,035.00
2014	Dec	0099346600	Services Purchased	0007062345	CC CONTRACTORS EXP	12/9/2014	Genesys/110114-111514	1,548.31
2014	Dec	0099346600	Services Purchased	0007062345	CC CONTRACTORS EXP	12/17/2014	Genesys/HafsaJovany/WE/111614-113014	1,378.64
2014	Dec	0099346600	Services Purchased	0007062345	CC CONTRACTORS EXP	12/30/2014	EXPNSE/PER CINDY DEJONG	(6,831.00)
								<u>11,007.49</u> <b>D2</b>

E1

This schedule summarizes additional TTS purchased services detail for cost center 93260000 included in the December cross-charge. The project systems accrual report (CJ13) detail is on the subsequent schedule.

Cost Center	Cost Element	Cost element descr.	Document Number	Posting Date	Period	Val.in rep.cur.	Business Transaction	Ref Document Number	Category	CO object name	Document Header Text	Reference Trans act	User Name	Company Code	Partner object	Aux. acct assignment_1	Name
93260000	7062420	OTHER SERVICES PURCHASED	1018531540	12/11/2014	11	(17,166.40)	COIN	400002133	Contractor Accrual	TTS CAN PROJECTS US Nov BeeLine Acrl		BKPF BATCH_BAS	1113				November - TTS BeeLine Accrual
93260000	7062420	OTHER SERVICES PURCHASED	1018882272	1/2/2015	11	239,205.62	COIN	400001618	Contractor Accrual	TTS CAN PROJECTS US BeeLine Accrual		BKPF Z071638	1113				TTS BeeLine Accrual - December
93260000	7062420	OTHER SERVICES PURCHASED	1018866747	1/2/2015	11	7,712.25	COIN	100034753	Misc Charge	TTS CAN PROJECTS US Move TTS Bill to Domestic		BKPF TGOL148	1113				COMSTL/TTS Bill 470-01292-9303
93260000	7062420	OTHER SERVICES PURCHASED	7000356252	1/3/2015	11	26,406.39	KOAO	713187	See CJ13 for details	TTS CAN PROJECTS US		AUAK Z071638	1113	470-01854-9303-060990			CTR TGT1/93260000
93260000	7062420	OTHER SERVICES PURCHASED	7000356249	1/3/2015	11	28,119.05	KOAO	713184	See CJ13 for details	TTS CAN PROJECTS US		AUAK Z071638	1113	470-01574-9303-060990			CTR TGT1/93260000
93260000	7062420	OTHER SERVICES PURCHASED	7000356243	1/3/2015	11	38,687.88	KOAO	713178	See CJ13 for details	TTS CAN PROJECTS US		AUAK Z071638	1113	470-01246-9303-060990			CTR TGT1/93260000
93260000	7062420	OTHER SERVICES PURCHASED	7000356246	1/3/2015	11	9,247.20	KOAO	713181	See CJ13 for details	TTS CAN PROJECTS US		AUAK Z071638	1113	470-01488-9303-060990			CTR TGT1/93260000
93260000	7062420	OTHER SERVICES PURCHASED	7000356244	1/3/2015	11	31,066.59	KOAO	713179	See CJ13 for details	TTS CAN PROJECTS US		AUAK Z071638	1113	470-01292-9303-060990			CTR TGT1/93260000
93260000	7062420	OTHER SERVICES PURCHASED	7000356247	1/3/2015	11	22,491.56	KOAO	713182	See CJ13 for details	TTS CAN PROJECTS US		AUAK Z071638	1113	470-01523-9303-060990			CTR TGT1/93260000
93260000	7062420	OTHER SERVICES PURCHASED	7000356250	1/3/2015	11	3,835.73	KOAO	713185	See CJ13 for details	TTS CAN PROJECTS US		AUAK Z071638	1113	470-01659-9303-060990			CTR TGT1/93260000
93260000	7062420	OTHER SERVICES PURCHASED	7000356245	1/3/2015	11	13,971.76	KOAO	713180	See CJ13 for details	TTS CAN PROJECTS US		AUAK Z071638	1113	470-01443-9303-060990			CTR TGT1/93260000
93260000	7062420	OTHER SERVICES PURCHASED	7000356248	1/3/2015	11	14,633.48	KOAO	713183	See CJ13 for details	TTS CAN PROJECTS US		AUAK Z071638	1113	470-01566-9303-060990			CTR TGT1/93260000
93260000	7062420	OTHER SERVICES PURCHASED	7000356251	1/3/2015	11	5,813.01	KOAO	713186	See CJ13 for details	TTS CAN PROJECTS US		AUAK Z071638	1113	470-01852-9303-060990			CTR TGT1/93260000
93260000	7062420	OTHER SERVICES PURCHASED	7000352960	1/3/2015	11	95,408.50	KOAO	706138	See CJ13 for details	TTS CAN PROJECTS US		AUAK BATCH_BAS	1113	470-01246-9303-060990			CTR TGT1/93260000
93260000	7062420	OTHER SERVICES PURCHASED	7000355270	1/3/2015	11	225.65	KOAO	711179	See CJ13 for details	TTS CAN PROJECTS US		AUAK BATCH_BAS	1113	470-01523-9303-060990			CTR TGT1/93260000
93260000	7062420	OTHER SERVICES PURCHASED	7000355259	1/3/2015	11	1,196.57	KOAO	711168	See CJ13 for details	TTS CAN PROJECTS US		AUAK BATCH_BAS	1113	470-01854-9303-060990			CTR TGT1/93260000
93260000	7062420	OTHER SERVICES PURCHASED	7000356253	1/3/2015	11	4,452.66	KOAO	713188	See CJ13 for details	TTS CAN PROJECTS US		AUAK Z071638	1113	470-02131-9303-060990			CTR TGT1/93260000
93260000	7062420	OTHER SERVICES PURCHASED	7000356254	1/3/2015	11	10,046.48	KOAO	713189	See CJ13 for details	TTS CAN PROJECTS US		AUAK Z071638	1113	470-02172-9303-060990			CTR TGT1/93260000
93260000	7062420	OTHER SERVICES PURCHASED	7000356255	1/3/2015	11	212,158.44	KOAO	713190	See CJ13 for details	TTS CAN PROJECTS US		AUAK Z071638	1113	470-02271-9303-060990			CTR TGT1/93260000
93260000	7062420	OTHER SERVICES PURCHASED	7000355252	1/3/2015	11	2,940.00	KOAO	711161	See CJ13 for details	TTS CAN PROJECTS US		AUAK BATCH_BAS	1113	470-02223-9303-060990			CTR TGT1/93260000
						750,452.42	B										

520,700.95 CJ13 Details (Project Systems Project Actuals report)

Document Date	Object	CO object name	Cost Element	Value	TranCurr	Transaction Currency	Posting Date	Period	Ref Document Number	Document Header Text	Name	Document Number	Cost element name	Company Code	Created on	Time of Entry	Purchasing Document
8/29/2014	470-02131-9303-060990	MISCELLANEOUS EXP	7062340	1,115.59	USD	USD	12/12/2014	11	5117122858	E374047000256470121	A545840 Travel & Expense	1018565572	PROJ CONTRACTORS EXP	1113	12/12/2014	12:39:00 PM	4700202647
12/5/2014	470-02271-9303-060990	MISCELLANEOUS EXP	7062340	2,698.22	USD	USD	12/5/2014	11	5117073036	E4483470002802909153	A557945 Travel & Expense	1018451189	PROJ CONTRACTORS EXP	1113	12/5/2014	10:32:56 AM	4700202829
12/5/2014	470-02271-9303-060990	MISCELLANEOUS EXP	7062340	7,332.09	USD	USD	12/5/2014	11	5117073317	E452647000281010153	A556432 Travel & Expense	1018451200	PROJ CONTRACTORS EXP	1113	12/5/2014	10:32:58 AM	4700202810
12/5/2014	470-02271-9303-060990	MISCELLANEOUS EXP	7062340	3,282.62	USD	USD	12/5/2014	11	5117073338	E446647000281050153	A558174 Travel & Expense	1018451221	PROJ CONTRACTORS EXP	1113	12/5/2014	10:33:03 AM	47002028105
12/5/2014	470-02271-9303-060990	MISCELLANEOUS EXP	7062340	3,746.25	USD	USD	12/5/2014	11	5117073344	E451347000284530153	A564800 Travel & Expense	1018451226	PROJ CONTRACTORS EXP	1113	12/5/2014	10:33:04 AM	47002028453
12/5/2014	470-02271-9303-060990	MISCELLANEOUS EXP	7062340	2,444.29	USD	USD	12/5/2014	11	5117073361	E447347000280930153	A556433 Travel & Expense	1018451244	PROJ CONTRACTORS EXP	1113	12/5/2014	10:33:06 AM	47002028093
12/5/2014	470-02271-9303-060990	MISCELLANEOUS EXP	7062340	21,418.68	USD	USD	12/5/2014	11	5117073363	E453147000280960153	A558848 Travel & Expense	1018451246	PROJ CONTRACTORS EXP	1113	12/5/2014	10:33:08 AM	47002028096
12/5/2014	470-02271-9303-060990	MISCELLANEOUS EXP	7062340	4,093.74	USD	USD	12/5/2014	11	5117073392	E451847000281060153	A556158 Travel & Expense	1018451575	PROJ CONTRACTORS EXP	1113	12/5/2014	10:33:28 AM	47002028106
12/5/2014	470-02271-9303-060990	MISCELLANEOUS EXP	7062340	127.27	USD	USD	12/5/2014	11	5117073359	E453047000280770153	A552233 Travel & Expense	1018451252	PROJ CONTRACTORS EXP	1113	12/5/2014	10:33:36 AM	47002028077
12/5/2014	470-02271-9303-060990	MISCELLANEOUS EXP	7062340	2,279.69	USD	USD	12/5/2014	11	5117073299	E451547000280700153	A558568 Travel & Expense	1018451182	PROJ CONTRACTORS EXP	1113	12/5/2014	10:32:55 AM	47002028070
12/5/2014	470-02271-9303-060990	MISCELLANEOUS EXP	7062340	2,157.09	USD	USD	12/5/2014	11	5117073308	E44644700028070153	A558568 Travel & Expense	1018451192	PROJ CONTRACTORS EXP	1113	12/5/2014	10:32:56 AM	47002028070
12/5/2014	470-02271-9303-060990	MISCELLANEOUS EXP	7062340	1,217.34	USD	USD	12/5/2014	11	5117073318	E452147000280900153	A553170 Travel & Expense	1018451202	PROJ CONTRACTORS EXP	1113	12/5/2014	10:32:58 AM	47002028090
12/5/2014	470-02271-9303-060990	MISCELLANEOUS EXP	7062340	5,060.60	USD	USD	12/5/2014	11	5117073324	E452047000280920153	A557640 Travel & Expense	1018451207	PROJ CONTRACTORS EXP	1113	12/5/2014	10:33:01 AM	47002028092
12/5/2014	470-02271-9303-060990	MISCELLANEOUS EXP	7062340	5,022.97	USD	USD	12/5/2014	11	5117073341	E453347000282920153	A558569 Travel & Expense	1018451224	PROJ CONTRACTORS EXP	1113	12/5/2014	10:33:03 AM	47002028292
12/5/2014	470-02271-9303-060990	MISCELLANEOUS EXP	7062340	1,712.35	USD	USD	12/5/2014	11	5117073346	E451647000281040153	A558351 Travel & Expense	1018451229	PROJ CONTRACTORS EXP	1113	12/5/2014	10:33:04 AM	47002028104
12/5/2014	470-02271-9303-060990	MISCELLANEOUS EXP	7062340	2,607.82	USD	USD	12/5/2014	11	5117073354	E447047000281040153	A558351 Travel & Expense	1018451237	PROJ CONTRACTORS EXP	1113	12/5/2014	10:33:05 AM	47002028104
12/5/2014	470-02271-9303-060990	MISCELLANEOUS EXP	7062340	2,323.15	USD	USD	12/5/2014	11	5117073370	E448247000280960153	A558848 Travel & Expense	1018451253	PROJ CONTRACTORS EXP	1113	12/5/2014	10:33:09 AM	47002028096
12/5/2014	470-02271-9303-060990	MISCELLANEOUS EXP	7062340	6,539.23	USD	USD	12/5/2014	11	5117073373	E448147000280807153	A558352 Travel & Expense	1018451256	PROJ CONTRACTORS EXP	1113	12/5/2014	10:33:10 AM	47002028087
12/5/2014	470-02271-9303-060990	MISCELLANEOUS EXP	7062340	2,584.26	USD	USD	12/5/2014	11	5117073380	E447147000280709153	A558157 Travel & Expense	1018451563	PROJ CONTRACTORS EXP	1113	12/5/2014	10:33:14 AM	47002028079
12/5/2014	470-02271-9303-060990	MISCELLANEOUS EXP	7062340	6,288.59	USD	USD	12/5/2014	11	5117073382	E451447000280809153	A557947 Travel & Expense	1018451565	PROJ CONTRACTORS EXP	1113	12/5/2014	10:33:15 AM	47002028089
12/5/2014	470-02271-9303-060990	MISCELLANEOUS EXP	7062340	3,923.16	USD	USD	12/5/2014	11	5117073384	E448647000280909153	A558158 Travel & Expense	1018451567	PROJ CONTRACTORS EXP	1113	12/5/2014	10:33:16 AM	47002028099
12/5/2014	470-02271-9303-060990	MISCELLANEOUS EXP	7062340	3,686.86	USD	USD	12/5/2014	11	5117074563	E451947000280809153	A557948 Travel & Expense	1018453662	PROJ CONTRACTORS EXP	1113	12/5/2014	11:52:59 AM	47002028099
12/5/2014	470-02271-9303-060990	MISCELLANEOUS EXP	7062340	5,701.67	USD	USD	12/5/2014	11	5117074565	E447647000280909153	A557948 Travel & Expense	1018453664	PROJ CONTRACTORS EXP	1113	12/5/2014	11:53:04 AM	47002028097
12/5/2014	470-02271-9303-060990	MISCELLANEOUS EXP	7062340	4,146.19	USD	USD	12/5/2014	11	5117073311	E446847000280920153	A558568 Travel & Expense	1018451193	PROJ CONTRACTORS EXP	1113	12/5/2014	10:32:57 AM	47002028092
12/5/2014	470-02271-9303-060990	MISCELLANEOUS EXP	7062340	6,545.55	USD	USD	12/5/2014	11	5117073323	E446947000281010153	A555432 Travel & Expense	1018451206	PROJ CONTRACTORS EXP	1113	12/5/2014	10:33:01 AM	47002028101
12/5/2014	470-02271-9303-060990	MISCELLANEOUS EXP	7062340	1,042.64	USD	USD	12/5/2014	11	5117073330	E452347000281050153	A558174 Travel & Expense	1018451214	PROJ CONTRACTORS EXP	1113	12/5/2014	10:33:02 AM	47002028105
12/5/2014	470-02271-9303-060990	MISCELLANEOUS EXP	7062340	652.64	USD	USD	12/5/2014	11	5117073337	E453247000284530153	A564800 Travel & Expense	1018451220	PROJ CONTRACTORS EXP	1113	12/5/2014	10:33:03 AM	47002028453
12/5/2014	470-02271-9303-060990	MISCELLANEOUS EXP	7062340	4,330.82	USD	USD	12/5/2014	11	5117073353	E452447000280930153	A556433 Travel & Expense	1018451236	PROJ CONTRACTORS EXP	1113	12/5/2014	10:33:05 AM	47002028093
12/5/2014	470-02271-9303-060990	MISCELLANEOUS EXP	7062340	7,066.67	USD	USD	12/5/2014	11	5117073366	E452747000280807153	A558352 Travel & Expense	1018451250	PROJ CONTRACTORS EXP	1113	12/5/2014	10:33:08 AM	47002028087
12/5/2014	470-02271-9303-060990	MISCELLANEOUS EXP	7062340	175.24	USD	USD	12/5/2014	11	5117073297	E452847000280920153	A557945 Travel & Expense	1018451180	PROJ CONTRACTORS EXP	1113	12/5/2014	10:32:54 AM	47002028092
12/5/2014	470-02271-9303-060990	MISCELLANEOUS EXP	7062340	5,732.64	USD	USD	12/5/2014	11	5117073320	E451747000280820153	A558568 Travel & Expense	1018451185	PROJ CONTRACTORS EXP	1113	12/5/2014	10:32:56 AM	47002028029
12/5/2014	470-02271-9303-060990	MISCELLANEOUS EXP	7062340	3,390.44	USD	USD	12/5/2014	11	5117073329	E447747000280900153	A553170 Travel & Expense	1018451213	PROJ CONTRACTORS EXP	1113	12/5/2014	10:33:02 AM	47002028090
12/5/2014	470-02271-9303-060990	MISCELLANEOUS EXP	7062340	5,963.29	USD	USD	12/5/2014	11	5117073333	E446947000280920153	A557947 Travel & Expense	1018451216	PROJ CONTRACTORS EXP	1113	12/5/2014	10:33:02 AM	47002028092
12/5/2014	470-02271-9303-060990	MISCELLANEOUS EXP	7062340	3,850.64	USD	USD	12/5/2014	11	5117073350	E448547000282920153	A558569 Travel & Expense	1018451233	PROJ CONTRACTORS EXP	1113	12/5/2014	10:33:05 AM	47002028292
12/5/2014	470-02271-9303-060990	MISCELLANEOUS EXP	7062340	2,574.71	USD	USD	12/5/2014	11	5117073352	E452947000280780153	A563878 Travel & Expense	1018451235	PROJ CONTRACTORS EXP	1113	12/5/2014	10:33:05 AM	47002028078
12/5/2014	470-02271-9303-060990	MISCELLANEOUS EXP	7062340	2,995.70	USD	USD	12/5/2014	11	5117073362	E447947000280910153	A542408 Travel & Expense	1018451245	PROJ CONTRACTORS EXP	1113	12/5/2014	10:33:08 AM	47002028091
12/5/2014	470-02271-9303-060990	MISCELLANEOUS EXP	7062340	2,110.33	USD	USD	12/5/2014	11	5117073378	E452247000280780153	A558157 Travel & Expense	1018451561	PROJ CONTRACTORS EXP	1113	12/5/2014	10:33:12 AM	47002028079
12/12/2014	470-01246-9303-060990	MISCELLANEOUS EXP	7062340	38,687.88	USD	USD	12/12/2014	11	5117120862	M1651-12-12032014D3939	ACCENTURE LLP140453M1651-12-12032014D3939	1018563186	PROJ CONTRACTORS EXP	1113	12/12/2014	11:42:36 AM	47002022306
12/12/2014	470-01292-9303-060990	MISCELLANEOUS EXP	7062340	31,066.59	USD	USD	12/12/2014	11	5117120921	M1651-12-12032014D3939	ACCENTURE LLP140453M1651-12-12032014D3939	1018563219	PROJ CONTRACTORS EXP	1113	12/12/2014	11:42:45 AM	47002022306
12/12/2014	470-01443-9303-060990	MISCELLANEOUS EXP	7062340	13,971.76	USD	USD	12/12/2014	11	5117120842	M1651-10-12032014D3939	ACCENTURE LLP140453M1651-10-12032014D3939	1018563174	PROJ CONTRACTORS EXP	1113	12/12/2014	11:42:34 AM	47002022306
12/12/2014	470-01488-9303-060990	MISCELLANEOUS EXP	7062340	9,247.20	USD	USD	12/12/2014	11	5117120855	M1651-8-12032014D3939	ACCENTURE LLP140453M1651-8-12032014D3939	1018563241	PROJ CONTRACTORS EXP	1113	12/12/2014	11:42:49 AM	47002022306
12/12/2014	470-01523-9303-060990	MISCELLANEOUS EXP	7062340	22,491.56	USD	USD	12/12/2014	11	5117120853	M1651-11-12032014D3939	ACCENTURE LLP140453M1651-11-12032014D3939	1018563182	PROJ CONTRACTORS EXP	1113	12/12/2014	11:42:35 AM	47002022306
12/12/2014	470-01566-9303-060990	MISCELLANEOUS EXP	7062340	14,633.48	USD	USD	12/12/2014	11	5117120930	M1651-7-12032014D3939	ACCENTURE LLP140453M1651-7-12032014D3939	1018563227	PROJ CONTRACTORS EXP	1113	12/12/2014	11:42:46 AM	47002022306
12/12/2014	470-01574-9303-060990	MISCELLANEOUS EXP	7062340	28,119.05	USD	USD	12/12/2014	11	5117120941	M1651-8-12012014D3939	ACCENTURE LLP140453M1651-8-12012014D3939	1018563232	PROJ CONTRACTORS EXP	1113	12/12/2014	11:42:47 AM	47002022306
12/12/2014	470-01659-9303-060990	MISCELLANEOUS EXP	7062340	3,835.73	USD	USD	12/12/2014	11	5117120906	M1651-3-12032014D3939	ACCENTURE LLP140453M1651-3-12032014D3939	1018563210	PROJ CONTRACTORS EXP	1113	12/12/2014	11:42:42 AM	47002022306
12																	



F

The expenses in the table below are from allocable cost centers, meaning that a portion of the expenses residing in these cost centers were for the support of Target Canada's operations, while others were for domestic operations. In other words, only a portion of these payroll-specific expenses, were incurred by Target on behalf of Target Canada Co. These cost centers reside within the retail segment of Target's external financial statements, and as such, a portion of the expenses within these cost centers must be reclassified to the Canada segment. Each HQ team member was flagged as either supporting domestic operations or Canadian operations. The expenses below represent all team members that reside in a cost center that is not fully-dedicated to the Canada segment but that were deemed to support Target Canada. Therefore, all payroll-related expenses for these Canada-flagged team members are cross-charged to the Canada segment, and therefore, included in transfer pricing.

Source: System query of SAP-ECC actual expenses by cost center.

Position	PMN	DECEMBER CHARGE	COST CENTER	Company Code	PYRAMID	CROSS CHARGE TYPE			
Sr Processing monitoring Tech	100209	4,538.40	93521000	1001	OIE	ALLOCABLE			
Sr Owners Site Rep	115294	29.91	93521000	1001	OIE	ALLOCABLE			
Owners Site Representative	101440	9,182.70	93521000	1001	OIE	ALLOCABLE			
Sr Owners Site Rep	105148	-	93521000	1001	OIE	ALLOCABLE			
Assoc Business Analyst MPD	132858	443.20	93521000	1001	OIE	ALLOCABLE			
Executive Field Specialist	132972	9,403.85	93521000	1001	OIE	ALLOCABLE			
Sr Group Mgr International Tax	133195	15,961.55	93521000	1001	OIE	ALLOCABLE	1001	338,965.92	
Project Mgr	133218	11,394.23	93521000	1001	OIE	ALLOCABLE	1112	47,153.32	
Business Partner Store Ops	133441	1,908.18	93521000	1001	OIE	ALLOCABLE	1113	1,768,513.39	
Mgr Store Ops	133447	-	93521000	1001	OIE	ALLOCABLE	1114	876,250.09	
Sr Business Partner Store Ops	133455	2,555.29	93521000	1001	OIE	ALLOCABLE	1115	157,908.33	
Team Lead Store Ops	133472	4,019.23	93521000	1001	OIE	ALLOCABLE	<b>Grand Tot:</b>	<b>3,188,791.05</b>	
EFS Team Lead	133474	10,173.08	93521000	1001	OIE	ALLOCABLE			
Mgr OCM	133480	10,557.70	93521000	1001	OIE	ALLOCABLE			
Sr Engineer	133688	-	93521000	1001	OIE	ALLOCABLE			
Lead Analyst Dist Planning	133958	17,206.43	93521000	1001	OIE	ALLOCABLE	DST	13,542.87	3 A
SVP Admin HR Support Lead	134042	7,401.15	93521000	1001	OIE	ALLOCABLE	FIN	805,429.41	122
Sr TM Screening BP	134112	-	93521000	1001	OIE	ALLOCABLE	FRS	201,091.35	43
Assoc Licensing Analyst	134217	-	93521000	1001	OIE	ALLOCABLE	LAW	43,884.64	4
Sr Engineer	135785	-	93521000	1001	OIE	ALLOCABLE	MER	284,393.81	30
Engineering Consultant	135789	13,557.70	93521000	1001	OIE	ALLOCABLE	MER_TSS	84,779.09	12
District Team Leader	136290	41,042.76	93521000	1001	OIE	ALLOCABLE	MKT	511,923.79	71
Manager Delivery Services	125221	-	93521000	1001	OIE	ALLOCABLE	OIE	298,244.74	88
Mgr Business Systems	152385	10,019.23	93521000	1001	OIE	ALLOCABLE	STR	18,509.63	1
Assoc Business Analyst MPD	132800	443.20	93521000	1001	OIE	ALLOCABLE	THR	227,456.00	28
Sr Group Mgr Store Ops	132965	15,201.93	93521000	1001	OIE	ALLOCABLE	TPD	208,883.73	25
Sr Business Analyst	133019	11,355.78	93521000	1001	OIE	ALLOCABLE	TTS	490,651.99	50
Sr Project Manager BI A	133192	10,403.85	93521000	1001	OIE	ALLOCABLE	<b>Grand Tot:</b>	<b>3,188,791.05</b>	<b>477</b>
Sr Specialist Store Ops	133477	3,365.39	93521000	1001	OIE	ALLOCABLE			
OE Consultant	134132	10,201.93	93521000	1001	OIE	ALLOCABLE			
Specialist ISM	154703	6,403.85	93521000	1001	OIE	ALLOCABLE			
Assoc Business Analyst TTS	154880	-	93521000	1001	OIE	ALLOCABLE			
Associate Specialist FMOSS	135500	3,879.81	93521000	1001	OIE	ALLOCABLE			
Sr Team Leader HR Testing	135594	-	93521000	1001	OIE	ALLOCABLE			
Sr Executive Merch Payable	155559	-	93521000	1001	OIE	ALLOCABLE			
Sr Executive Merch Payable	155562	-	93521000	1001	OIE	ALLOCABLE			
Sr Engineer	136219	-	93521000	1001	OIE	ALLOCABLE			

Solutions Architect	156656	3,769.23	93521000	1001 OIE	ALLOCABLE
Data Mgmt Analyst BI A	156716	6,432.70	93521000	1001 OIE	ALLOCABLE
Executive Merchandise Payable	156721	360.49	93521000	1001 OIE	ALLOCABLE
Sr Executive Merch Payable	156727	-	93521000	1001 OIE	ALLOCABLE
Executive Vendor Income	156739	186.93	93521000	1001 OIE	ALLOCABLE
Executive Merchandise Payable	157223	-	93521000	1001 OIE	ALLOCABLE
Executive Team Leader Canada	157903	-	93521000	1001 OIE	ALLOCABLE
Store Team Leader	157905	-	93521000	1001 OIE	ALLOCABLE
Transportation Finance Spec	158656	4,345.93	93521000	1001 OIE	ALLOCABLE
Lead Financial Analyst	161491	-	93521000	1001 OIE	ALLOCABLE
Sr Business Partner Store Ops	161497	1,956.74	93521000	1001 OIE	ALLOCABLE
Sr Mgr Engineering	161619	12,317.30	93521000	1001 OIE	ALLOCABLE
Sr Delivery Manager TTS	163074	-	93521000	1001 OIE	ALLOCABLE
Engineer	169485	-	93521000	1001 OIE	ALLOCABLE
Sr Spec Reporting	152248	-	93521000	1001 OIE	ALLOCABLE
Product Manager	153177	-	93521000	1001 OIE	ALLOCABLE
Project Leader Merch Payable	153371	-	93521000	1001 OIE	ALLOCABLE
Store Team Leader	153625	-	93521000	1001 OIE	ALLOCABLE
Sr Business Analyst MP	154145	806.07	93521000	1001 OIE	ALLOCABLE
Assoc Tech Architect	155152	-	93521000	1001 OIE	ALLOCABLE
Assoc Technical Architect	155266	2,199.55	93521000	1001 OIE	ALLOCABLE
Sr Executive ISM Procurement	173566	-	93521000	1001 OIE	ALLOCABLE
Executive Merchandise Payable	155558	-	93521000	1001 OIE	ALLOCABLE
Executive Vendor Income	155563	520.10	93521000	1001 OIE	ALLOCABLE
Sr Executive Merch Payable	156742	-	93521000	1001 OIE	ALLOCABLE
Executive Merchandise Payable	156744	-	93521000	1001 OIE	ALLOCABLE
Sr Team Leader MPD	175079	-	93521000	1001 OIE	ALLOCABLE
Pricing Expert	175224	2,692.31	93521000	1001 OIE	ALLOCABLE
Systems Developer PDS	156849	7,673.08	93521000	1001 OIE	ALLOCABLE
Store Team Leader	157238	-	93521000	1001 OIE	ALLOCABLE
Master Data Specialist BSS	157289	-	93521000	1001 OIE	ALLOCABLE
Sr Master Data Specialist BSS	157295	544.30	93521000	1001 OIE	ALLOCABLE
Assoc Project Architect	157388	-	93521000	1001 OIE	ALLOCABLE
ETL Human Resources	157881	-	93521000	1001 OIE	ALLOCABLE
Executive Team Leader Canada	157883	-	93521000	1001 OIE	ALLOCABLE
Sr Project Manager	157960	-	93521000	1001 OIE	ALLOCABLE
Buyer	176743	9,034.43	93521000	1001 OIE	ALLOCABLE
ETL Logistics	158455	-	93521000	1001 OIE	ALLOCABLE
Sr Project Manager	178541	-	93521000	1001 OIE	ALLOCABLE
Senior Engineer	178854	-	93521000	1001 OIE	ALLOCABLE
Engineering Consultant	178856	-	93521000	1001 OIE	ALLOCABLE
Mgr Mp	178863	-	93521000	1001 OIE	ALLOCABLE
Sr Specialist Business Systems	161464	3,043.28	93521000	1001 OIE	ALLOCABLE
Project Ldr Store Research Ctr	162229	111.15	93521000	1001 OIE	ALLOCABLE
Executive Resource Recovery	162641	-	93521000	1001 OIE	ALLOCABLE
Team Leader Resource Recovery	163458	870.06	93521000	1001 OIE	ALLOCABLE
Business Analyst	164241	-	93521000	1001 OIE	ALLOCABLE
Pricing Expert	175225	1,629.81	93521000	1001 OIE	ALLOCABLE
Sr Project Manager	178540	-	93521000	1001 OIE	ALLOCABLE

Sr Engineer	178855	-	93521000	1001 OIE	ALLOCABLE
Business Process Consultant	181116	9,100.95	93521000	1001 OIE	ALLOCABLE
DTL	176519	18,509.63	25008416	1001 STR	ALLOCABLE
Sr. OSR	102037	10,586.55	90281000	1001 TPD	ALLOCABLE
Sr. OSR	101153	11,625.00	90281000	1001 TPD	ALLOCABLE
Sr Prod Development Scientist	134261	10,644.23	90030000	1112 MER	ALLOCABLE
Produce Program Manager	134263	9,711.55	90030000	1112 MER	ALLOCABLE
Owned Brands Project Coord	152565	2,345.61	90030000	1112 MER	ALLOCABLE
Program Mgr Nutrition Label	135859	9,990.38	93554200	1112 MER	ALLOCABLE
Sr Specialist Packaging	136179	7,403.85	93294000	1112 MKT	ALLOCABLE
Specialist Packaging	134202	7,057.70	93294000	1112 MKT	ALLOCABLE
Sr Financial Analyst	134230	9,057.70	90134000	1113 FIN	ALLOCABLE
Lead Planning Analyst	160563	7,932.69	90134000	1113 FIN	ALLOCABLE
Lead Proc Consult Fin Sys Int	134123	11,076.93	90403000	1113 FIN	ALLOCABLE
Manager BI A	132963	11,403.85	90404000	1113 FIN	ALLOCABLE
Sr Reporting Analyst BI A	160088	9,288.45	90404000	1113 FIN	ALLOCABLE
Sr Reporting Analyst BI A	160814	8,259.63	90404000	1113 FIN	ALLOCABLE
Manager BI A	155488	12,278.85	90404000	1113 FIN	ALLOCABLE
Reporting Analyst BI A	158597	6,990.38	90404000	1113 FIN	ALLOCABLE
Lead Business Partner BI A	160815	8,326.93	90404000	1113 FIN	ALLOCABLE
Mgr Business Systems	134081	10,377.40	90406000	1113 FIN	ALLOCABLE
Sr Systems Analyst	134121	7,711.55	90406000	1113 FIN	ALLOCABLE
Assoc Systems Analyst	134220	5,951.93	90406000	1113 FIN	ALLOCABLE
Sr Systems Analyst	136041	5,630.78	90406000	1113 FIN	ALLOCABLE
Mgr Business Systems	134080	11,115.38	90406000	1113 FIN	ALLOCABLE
Systems Analyst	134122	6,413.45	90406000	1113 FIN	ALLOCABLE
Mgr Business Systems	154080	11,442.30	90406000	1113 FIN	ALLOCABLE
Sr Systems Analyst	154082	7,461.55	90406000	1113 FIN	ALLOCABLE
Mgr Business Systems	154092	13,836.55	90406000	1113 FIN	ALLOCABLE
Systems Analyst	155374	7,201.93	90406000	1113 FIN	ALLOCABLE
Sr Systems Specialist	155376	5,000.00	90406000	1113 FIN	ALLOCABLE
Sr Systems Analyst	155378	7,557.70	90406000	1113 FIN	ALLOCABLE
Mgr Business Systems	135836	11,225.96	90406000	1113 FIN	ALLOCABLE
Supv Business Systems	136042	-	90406000	1113 FIN	ALLOCABLE
Group Mgr Business Systems	156714	15,403.85	90406000	1113 FIN	ALLOCABLE
Sr Systems Analyst	156824	7,057.70	90406000	1113 FIN	ALLOCABLE
Assoc Systems Analyst	156832	5,894.23	90406000	1113 FIN	ALLOCABLE
Sr Systems Specialist	156834	5,096.15	90406000	1113 FIN	ALLOCABLE
Systems Analyst	158598	-	90406000	1113 FIN	ALLOCABLE
Assoc Systems Analyst	161471	5,903.85	90406000	1113 FIN	ALLOCABLE
Team Assistant	152205	3,931.33	90406000	1113 FIN	ALLOCABLE
Systems Analyst	152384	6,221.15	90406000	1113 FIN	ALLOCABLE
Sr Systems Analyst	154081	8,509.63	90406000	1113 FIN	ALLOCABLE
Assoc Systems Analyst	155132	5,711.55	90406000	1113 FIN	ALLOCABLE
Systems Analyst	155379	6,307.70	90406000	1113 FIN	ALLOCABLE
Mgr Business Systems	156825	9,278.85	90406000	1113 FIN	ALLOCABLE
Sr Systems Specialist	156833	5,000.00	90406000	1113 FIN	ALLOCABLE
Systems Analyst	161472	6,528.85	90406000	1113 FIN	ALLOCABLE
Sr Accountant	159115	7,228.85	90408000	1113 FIN	ALLOCABLE

Staff Accountant	158122	5,625.00	90408000	1113 FIN	ALLOCABLE
Lead Payroll Processing	132997	5,557.70	90411000	1113 FIN	ALLOCABLE
Accountant Payroll	134303	-	90411000	1113 FIN	ALLOCABLE
Assoc Intl Payroll Analyst	135555	5,884.63	90411000	1113 FIN	ALLOCABLE
Assoc Intl Payroll Analyst	160096	6,538.45	90411000	1113 FIN	ALLOCABLE
AP Vendor Payment Rep	100108	3,422.83	90415000	1113 FIN	ALLOCABLE
Lead Accountant	127696	4,081.73	90415000	1113 FIN	ALLOCABLE
Sr Process Analyst	119008	7,201.93	90415000	1113 FIN	ALLOCABLE
Receipt Control Specialist	126896	5,118.68	90415000	1113 FIN	ALLOCABLE
Lead Accountant	152290	8,923.08	90415000	1113 FIN	ALLOCABLE
AP Vendor Maint Specialist	153493	3,982.84	90415000	1113 FIN	ALLOCABLE
Accountant	152256	6,096.15	90415000	1113 FIN	ALLOCABLE
Accountant	157240	5,788.45	90415000	1113 FIN	ALLOCABLE
Supv Non Merch AP	134171	8,076.93	90416000	1113 FIN	ALLOCABLE
Non Merch Payables Specialist	135796	3,755.90	90416000	1113 FIN	ALLOCABLE
Accountant	156118	5,884.63	90416000	1113 FIN	ALLOCABLE
Collections Advisor	100291	-	90417000	1113 FIN	ALLOCABLE
Mgr Accounts Payable	102323	11,355.78	90417000	1113 FIN	ALLOCABLE
Merch Payables Specialist	117348	5,074.06	90417000	1113 FIN	ALLOCABLE
Merch Payables Specialist	159119	4,124.25	90417000	1113 FIN	ALLOCABLE
Merch Payables Specialist	159120	4,754.66	90417000	1113 FIN	ALLOCABLE
AP Support Specialist	159122	3,489.95	90417000	1113 FIN	ALLOCABLE
AP Support Specialist	159124	-	90417000	1113 FIN	ALLOCABLE
Lead Process Analyst Merch Pay	152291	7,346.15	90417000	1113 FIN	ALLOCABLE
Collections Advisor	156823	4,048.60	90417000	1113 FIN	ALLOCABLE
AP Business Lead	156839	4,737.13	90417000	1113 FIN	ALLOCABLE
Merch Payables Specialist	159121	4,952.19	90417000	1113 FIN	ALLOCABLE
AP Support Specialist	159123	3,527.48	90417000	1113 FIN	ALLOCABLE
Collections Advisor	160097	4,631.10	90417000	1113 FIN	ALLOCABLE
AP Support Specialist	160337	3,261.18	90417000	1113 FIN	ALLOCABLE
Royalty Specialist ap	161488	4,165.60	90417000	1113 FIN	ALLOCABLE
AP Imaging Findex Tech	161604	2,765.16	90417000	1113 FIN	ALLOCABLE
Sr Planning Analyst	171437	6,209.14	90420000	1113 FIN	ALLOCABLE
Director EBI Canada	172387	8,336.54	90420000	1113 FIN	ALLOCABLE
Specialist CCM	158655	6,250.00	90422000	1113 FIN	ALLOCABLE
Mgr Assurance Technology	134359	13,798.08	90427000	1113 FIN	ALLOCABLE
Lead Technology Analyst	135795	7,854.33	90427000	1113 FIN	ALLOCABLE
Group Mgr Regional Mkt Analyi	132989	15,350.95	90434000	1113 FIN	ALLOCABLE
Supv Accounting	132960	8,500.00	90439000	1113 FIN	ALLOCABLE
Sr Accountant	132961	6,826.93	90439000	1113 FIN	ALLOCABLE
Sr Accountant	134100	3,322.11	90442000	1113 FIN	ALLOCABLE
Staff Accountant	134149	5,259.63	90442000	1113 FIN	ALLOCABLE
Accountant	134101	5,880.78	90442000	1113 FIN	ALLOCABLE
Accountant	153717	-	90442000	1113 FIN	ALLOCABLE
Process Analyst	132784	5,750.00	90443000	1113 FIN	ALLOCABLE
Sr Accountant	132947	6,567.30	90443000	1113 FIN	ALLOCABLE
GroupMgr Intl Inv Acct Analy	132994	12,875.00	90447000	1113 FIN	ALLOCABLE
Sr Banking Analyst	132822	6,740.38	90448000	1113 FIN	ALLOCABLE
Mgr Cash Mngt Analysis	133599	11,673.08	90448000	1113 FIN	ALLOCABLE

Assoc Analyst Risk Management	157254	4,913.45	90452000	1113 FIN	ALLOCABLE
Mgr Intl Indirect Tax	133344	10,355.78	90454000	1113 FIN	ALLOCABLE
Licensing Analyst	134297	6,057.70	90454000	1113 FIN	ALLOCABLE
Assoc Property Tax Analyst	136262	4,855.78	90454000	1113 FIN	ALLOCABLE
Sr Accountant	136263	3,605.78	90454000	1113 FIN	ALLOCABLE
Sr Tax Analyst	159320	7,990.38	90455000	1113 FIN	ALLOCABLE
Tc Trans Claims Specialist	100615	3,623.48	90463000	1113 FIN	ALLOCABLE
Import Reconciliation Adj Spec	103272	3,662.01	90529000	1113 FIN	ALLOCABLE
Freight Payment Specialist	158658	4,397.16	90529000	1113 FIN	ALLOCABLE
Transportation Finance Spec	159882	4,430.56	90529000	1113 FIN	ALLOCABLE
Consultant CCE	133637	10,019.23	93241000	1113 FIN	ALLOCABLE
Corporate Compliance Cons	133638	9,298.08	93241000	1113 FIN	ALLOCABLE
Analyst CCE	136293	6,019.23	93241000	1113 FIN	ALLOCABLE
Lead Process Analyst	154698	8,718.74	93393000	1113 FIN	ALLOCABLE
Lead Process Analyst	135518	7,278.85	93393000	1113 FIN	ALLOCABLE
Lead Process Analyst	154697	7,778.85	93396000	1113 FIN	ALLOCABLE
Process Specialist	133227	5,192.30	93397000	1113 FIN	ALLOCABLE
Mgr Assurance	133219	9,826.93	93397000	1113 FIN	ALLOCABLE
Assoc Payroll System Analyst	134371	-	93510000	1113 FIN	ALLOCABLE
Payroll Systems Analyst	136258	6,634.63	93510000	1113 FIN	ALLOCABLE
Mgr Inv Recon Research	132990	8,971.15	99346000	1113 FIN	ALLOCABLE
Mgr Inv Recon Research	134405	10,307.70	99346000	1113 FIN	ALLOCABLE
Financial Accounting Analyst	135670	8,153.85	99346000	1113 FIN	ALLOCABLE
Inv Analysis Business Analyst	152563	9,596.15	99346000	1113 FIN	ALLOCABLE
Inv Analysis Business Analyst	133685	6,548.08	99346000	1113 FIN	ALLOCABLE
Mgr Inventory Acct Reporting	153615	11,038.45	99346000	1113 FIN	ALLOCABLE
Lead Research Specialist	156856	8,076.93	99346000	1113 FIN	ALLOCABLE
Sr Processing monitoring Tech	160806	4,454.81	99346000	1113 FIN	ALLOCABLE
Inventory Research Spec	160808	5,663.45	99346000	1113 FIN	ALLOCABLE
Sr Processing monitoring Tech	161489	3,978.43	99346000	1113 FIN	ALLOCABLE
Sr Research Specialist	166971	-	99346000	1113 FIN	ALLOCABLE
Sr Research Specialist	166975	5,942.30	99346000	1113 FIN	ALLOCABLE
Supv Intl Proc and Monitoring	153494	8,019.23	99346000	1113 FIN	ALLOCABLE
Sr Processing monitoring Tech	160805	4,018.68	99346000	1113 FIN	ALLOCABLE
Sr Research Specialist	160807	7,019.23	99346000	1113 FIN	ALLOCABLE
Assoc Travel Services BP	157833	1,572.13	90413000	1113 FRS	ALLOCABLE
Assoc Travel Services BP	157836	5,250.00	90413000	1113 FRS	ALLOCABLE
Product Mgr FRS Product Design	155056	9,794.23	90677000	1113 FRS	ALLOCABLE
Sr Specialist FRS Prod Design	158609	7,615.38	90677000	1113 FRS	ALLOCABLE
Sr Specialist FRS Prod Design	158650	7,115.38	90677000	1113 FRS	ALLOCABLE
Project Manager BI A	135548	-	90689000	1113 FRS	ALLOCABLE
Assoc Analyst BI A	158124	5,000.00	90689000	1113 FRS	ALLOCABLE
Sr Vendor Performance Analyst	158607	1,502.40	90693000	1113 FRS	ALLOCABLE
Sr Vendor Ops Specialist	155055	6,836.55	90693000	1113 FRS	ALLOCABLE
Sr Vendor Performance Analyst	157879	6,028.85	90693000	1113 FRS	ALLOCABLE
Contact Analyst	158716	6,394.23	90695000	1113 FRS	ALLOCABLE
Sr Specialist Business Systems	161463	5,913.45	90699000	1113 FRS	ALLOCABLE
Specialist Business Systems	161465	5,048.08	90699000	1113 FRS	ALLOCABLE
Sr Workforce Data Specialist	135545	5,807.70	90705000	1113 FRS	ALLOCABLE

Scheduling Coordinator	158652	4,531.49	90705000	1113 FRS	ALLOCABLE
Assoc Knowledge Specialist	161476	4,807.70	90707000	1113 FRS	ALLOCABLE
BPC	119895 -		90714000	1113 FRS	ALLOCABLE
Sr Specialist Business Systems	161585	6,076.93	90714000	1113 FRS	ALLOCABLE
Sr Accountant	160575	6,346.15	90722000	1113 FRS	ALLOCABLE
Lead Reg Compliance Analyst	161454	9,519.23	90724000	1113 FRS	ALLOCABLE
Project Mgr Bankcard Services	133269	9,278.85	90764000	1113 FRS	ALLOCABLE
Accountant	161743	5,663.45	90764000	1113 FRS	ALLOCABLE
Financial Analyst	161466	8,173.08	90764000	1113 FRS	ALLOCABLE
Operations Coordinator RBS	161621	3,604.03	90764000	1113 FRS	ALLOCABLE
Sr Third Party Accounting Tech	161744 -		90764000	1113 FRS	ALLOCABLE
Specialist FRS Product Design	135549	6,653.85	90832000	1113 FRS	ALLOCABLE
Specialist FRS Product Design	157872	5,682.70	90832000	1113 FRS	ALLOCABLE
Sr Specialist FRS Prod Design	158608	7,528.85	90832000	1113 FRS	ALLOCABLE
Team Lead FMOC Support	157871	5,875.00	92218000	1113 FRS	ALLOCABLE
FMOC SCT Specialist	161452 -		92219000	1113 FRS	ALLOCABLE
FMOC SCT Specialist	161598	4,530.20	92219000	1113 FRS	ALLOCABLE
FMOC SCT Specialist	161601 -		92219000	1113 FRS	ALLOCABLE
FMOC SCT Specialist	161603 -		92219000	1113 FRS	ALLOCABLE
FMOC SCT Specialist	161451	4,510.23	92219000	1113 FRS	ALLOCABLE
FMOC SCT Specialist	161453 -		92219000	1113 FRS	ALLOCABLE
FMOC SCT Specialist	161597	4,065.85	92219000	1113 FRS	ALLOCABLE
FMOC SCT Specialist	161599 -		92219000	1113 FRS	ALLOCABLE
FMOC SCT Specialist	161600 -		92219000	1113 FRS	ALLOCABLE
FMOC SCT Specialist	161602 -		92219000	1113 FRS	ALLOCABLE
Sr Group Mgr Bank Prgm Mgmt	153683	9,738.45	93478000	1113 FRS	ALLOCABLE
Sr Group Mgr Bank Prgm Mgmt	154670	9,732.70	93478000	1113 FRS	ALLOCABLE
Program Mgr FRS	161805	10,894.23	93478000	1113 FRS	ALLOCABLE
Program Mgr FRS	161806 -		93478000	1113 FRS	ALLOCABLE
Corporate Security Spec	133488	6,634.63	90021000	1113 LAW	ALLOCABLE
Sr Counsel	134111	18,990.38	90032000	1113 LAW	ALLOCABLE
Mgr Law Operations	135876	12,355.78	90286000	1113 LAW	ALLOCABLE
Assoc Analyst Info Risk Mgmt	133371	5,903.85	90762000	1113 LAW	ALLOCABLE
Sr Benefits Analyst	135709	7,500.00	90606000	1113 THR	ALLOCABLE
Sr Benefits Analyst	133778	7,788.45	90606000	1113 THR	ALLOCABLE
Sr Business Partner OE	134118	8,317.30	90630000	1113 THR	ALLOCABLE
Business Partner OE	134115	7,182.70	90630000	1113 THR	ALLOCABLE
OE Consultant	134131 -		90631000	1113 THR	ALLOCABLE
Mgr OE	134134	10,548.08	90631000	1113 THR	ALLOCABLE
Sr Comp Leader	136200	13,576.93	90634000	1113 THR	ALLOCABLE
Global Mobility Leader	136198	10,384.63	90634000	1113 THR	ALLOCABLE
Mgr HROC Operations	134048 -		90652000	1113 THR	ALLOCABLE
Assoc HROC Business Partner	134049	6,394.23	90652000	1113 THR	ALLOCABLE
HROC Business Leader	153183	6,798.08	90652000	1113 THR	ALLOCABLE
HROC Resource Specialist	153185	4,436.71	90652000	1113 THR	ALLOCABLE
Sr HR BI Analyst	133059 -		90653000	1113 THR	ALLOCABLE
Sr Systems Analyst	133625	8,144.23	90653000	1113 THR	ALLOCABLE
Sr Process Analyst	134044	7,346.15	90653000	1113 THR	ALLOCABLE
HR Ops Consultant	134046	9,759.63	90653000	1113 THR	ALLOCABLE

Principal Consultant	135616	14,076.93	90653000	1113 THR	ALLOCABLE
Sr Business Partner HR Ops	136195	8,201.93	90653000	1113 THR	ALLOCABLE
Sr Process Consultant HQ	133594	12,480.78	90653000	1113 THR	ALLOCABLE
Sr Systems Analyst	133624	7,403.85	90653000	1113 THR	ALLOCABLE
HR Ops Consultant	134043	9,182.70	90653000	1113 THR	ALLOCABLE
Systems Consultant	134045	9,278.85	90653000	1113 THR	ALLOCABLE
Data Solutions Consultant BI A	134047	11,413.45	90653000	1113 THR	ALLOCABLE
Sr HR BI Analyst	134119	8,173.08	90653000	1113 THR	ALLOCABLE
HR Ops Consultant	136194	8,375.00	90653000	1113 THR	ALLOCABLE
Mgr HR Ops	136196	12,846.15	90653000	1113 THR	ALLOCABLE
Process Consultant HR Ops	164246	9,048.08	90653000	1113 THR	ALLOCABLE
Systems Consultant	164245	8,798.08	90653000	1113 THR	ALLOCABLE
Senior Business Analyst	155141	13,365.31	90326000	1113 TTS	ALLOCABLE
Business Consultant	155155	13,280.08	90326000	1113 TTS	ALLOCABLE
Sr Testing Analyst	135791	10,250.00	90343000	1113 TTS	ALLOCABLE
Sr Engineer	135786	10,403.85	90346000	1113 TTS	ALLOCABLE
Sr Engineer	134279	10,961.55	90362000	1113 TTS	ALLOCABLE
Sr Project Manager	133300	10,576.93	90362000	1113 TTS	ALLOCABLE
Sr Project Manager	134056	11,000.00	90366000	1113 TTS	ALLOCABLE
Analyst Info Risk Mgmt	153425	8,634.63	90366000	1113 TTS	ALLOCABLE
Sr Project Manager	133554	13,403.85	90368000	1113 TTS	ALLOCABLE
Engineering Consultant	133553	14,995.95	90368000	1113 TTS	ALLOCABLE
Lead Engineering Consultant	133691	13,442.30	90368000	1113 TTS	ALLOCABLE
Associate Engineer	134053	6,596.15	90368000	1113 TTS	ALLOCABLE
Sr Engineer	164050	11,346.15	90368000	1113 TTS	ALLOCABLE
Engineering Consultant	133662	12,836.55	90375000	1113 TTS	ALLOCABLE
Engineer	134159	7,750.00	90375000	1113 TTS	ALLOCABLE
Sr Engineer	133687	11,057.70	90375000	1113 TTS	ALLOCABLE
Sr Engineer	136221	11,740.38	90378000	1113 TTS	ALLOCABLE
Sr Engineer	133349	11,105.78	90378000	1113 TTS	ALLOCABLE
Engineer	153419	8,788.45	90378000	1113 TTS	ALLOCABLE
Engineer	153424	7,323.08	90378000	1113 TTS	ALLOCABLE
Engineer	153430	6,192.30	90378000	1113 TTS	ALLOCABLE
Engineer	153418	9,134.63	90378000	1113 TTS	ALLOCABLE
Engineer	156000	9,461.55	90378000	1113 TTS	ALLOCABLE
Manager TTS	159706	11,923.08	90378000	1113 TTS	ALLOCABLE
Project Manager	133660	10,826.93	90380000	1113 TTS	ALLOCABLE
Engineer	135704	-	90380000	1113 TTS	ALLOCABLE
Process Analyst	153426	9,144.23	90386000	1113 TTS	ALLOCABLE
Associate Process Analyst	153438	6,682.70	90386000	1113 TTS	ALLOCABLE
Process Analyst	153440	7,403.85	90386000	1113 TTS	ALLOCABLE
Sr Project Manager	133661	9,033.65	90387000	1113 TTS	ALLOCABLE
Process Analyst	153439	4,605.78	90389000	1113 TTS	ALLOCABLE
Sr Process Analyst	136226	12,019.23	90392000	1113 TTS	ALLOCABLE
Sr Project Manager	133350	10,913.45	90393000	1113 TTS	ALLOCABLE
Engineer	134160	8,971.15	90393000	1113 TTS	ALLOCABLE
Sr Engineer	134162	10,519.23	90393000	1113 TTS	ALLOCABLE
Sr Engineer	134161	11,028.85	90393000	1113 TTS	ALLOCABLE
Sr Project Manager	133336	10,826.93	90394000	1113 TTS	ALLOCABLE



Engineer	134156	9,269.23	90394000	1113 TTS	ALLOCABLE
Engineer	134158	8,894.23	90395000	1113 TTS	ALLOCABLE
Sr Project Manager	133659	10,663.45	90398000	1113 TTS	ALLOCABLE
Engineering Consultant	134281	13,403.85	90398000	1113 TTS	ALLOCABLE
Sr Engineer	134280	11,250.00	90398000	1113 TTS	ALLOCABLE
Process Analyst	153434	7,048.08	90399000	1113 TTS	ALLOCABLE
Sr Sourcing Analyst	133098	10,471.15	90818000	1113 TTS	ALLOCABLE
Sr Sourcing Analyst	133777	4,423.08	90818000	1113 TTS	ALLOCABLE
Sr Sourcing Analyst	133099	9,634.63	90818000	1113 TTS	ALLOCABLE
Sr Sourcing Analyst	136026	11,413.45	90818000	1113 TTS	ALLOCABLE
Sr Engineer	158696	10,269.23	93163000	1113 TTS	ALLOCABLE
Engineer	136214	-	93522000	1113 TTS	ALLOCABLE
Sr Group Manager TTS	164048	16,365.38	93522000	1113 TTS	ALLOCABLE
Director Assistant	154707	4,307.91	90100000	1114 DST	ALLOCABLE
Retail Food Safety Process Own	134398	8,682.70	90034000	1114 MER	ALLOCABLE
Mgr Pricing	134184	10,576.93	90043000	1114 MER	ALLOCABLE
BA Pricing	134227	5,192.30	90043000	1114 MER	ALLOCABLE
BA - Pricing	156213	5,576.93	90043000	1114 MER	ALLOCABLE
BA - Pricing	156215	5,230.78	90043000	1114 MER	ALLOCABLE
BA Pricing	161582	5,336.55	90043000	1114 MER	ALLOCABLE
BA - Pricing	161584	5,807.70	90043000	1114 MER	ALLOCABLE
BA - Pricing	156212	5,192.30	90043000	1114 MER	ALLOCABLE
SBA - Pricing	156214	5,807.70	90043000	1114 MER	ALLOCABLE
BA - Pricing	156216	5,384.63	90043000	1114 MER	ALLOCABLE
BA - Pricing	175226	5,192.30	90043000	1114 MER	ALLOCABLE
Pricing Expert	161583	7,115.38	90043000	1114 MER	ALLOCABLE
Mgr Pricing	175223	10,019.23	90043000	1114 MER	ALLOCABLE
MPD Presentation Expert	177720	7,769.23	90047000	1114 MER	ALLOCABLE
Mgr Business Process	167618	11,826.93	90054000	1114 MER	ALLOCABLE
Sr Buyer	174174	20,009.63	90055000	1114 MER	ALLOCABLE
MP Ops Project Lead	165285	7,211.55	90062000	1114 MER	ALLOCABLE
Sr Buyer	104834	14,423.08	90065000	1114 MER	ALLOCABLE
DMM	118146	25,961.55	90072000	1114 MER	ALLOCABLE
Sr Group Mgr MPSD	179180	16,365.38	90107000	1114 MER	ALLOCABLE
Mgr MPSD	179689	11,105.78	90107000	1114 MER	ALLOCABLE
Support Specialist MPSD	154583	7,625.00	90110000	1114 MER	ALLOCABLE
Business Process Consultant	181120	-	90110000	1114 MER	ALLOCABLE
Product Manager	107363	10,653.85	90500000	1114 MER	ALLOCABLE
Mgr Presentation	134153	12,250.00	93246000	1114 MER	ALLOCABLE
Dir MP	120835	21,384.63	93611000	1114 MER	ALLOCABLE
Specialist Print Buyer	160083	6,451.93	90137000	1114 MKT	ALLOCABLE
Digital Photography Technician	157191	6,250.00	90139000	1114 MKT	ALLOCABLE
Sr Specialist Weekly Ad	133381	7,211.55	90140000	1114 MKT	ALLOCABLE
Mgr Weekly Ad	134194	12,461.55	90140000	1114 MKT	ALLOCABLE
Spec Global Producer	156710	7,038.45	90140000	1114 MKT	ALLOCABLE
Specialist Weekly Ad	156858	6,942.30	90140000	1114 MKT	ALLOCABLE
Specialist Weekly Ad	159504	6,355.78	90140000	1114 MKT	ALLOCABLE
Group Mgr Creative	136294	14,019.23	90141000	1114 MKT	ALLOCABLE
Mgr Creative	153182	11,538.45	90141000	1114 MKT	ALLOCABLE



Mgr Creative	156854	-		90141000	1114 MKT	ALLOCABLE
Mgr Creative	156853		12,259.63	90141000	1114 MKT	ALLOCABLE
Sr Spec Global Producer	134195		7,884.63	90143000	1114 MKT	ALLOCABLE
Process Owner Marketing	136295		10,182.70	90143000	1114 MKT	ALLOCABLE
Sr Spec Global Producer	156704		7,240.38	90143000	1114 MKT	ALLOCABLE
Spec Global Producer	156706		6,307.70	90143000	1114 MKT	ALLOCABLE
Mgr Creative	157189		9,384.63	90143000	1114 MKT	ALLOCABLE
Spec Global Producer	157195		6,346.15	90143000	1114 MKT	ALLOCABLE
Mgr Creative	156705		10,423.08	90143000	1114 MKT	ALLOCABLE
Spec Global Producer	157192		6,259.63	90143000	1114 MKT	ALLOCABLE
Spec Global Producer	157194		6,028.85	90143000	1114 MKT	ALLOCABLE
Sr Spec Art Dir graph Designer	164661		8,240.38	90160000	1114 MKT	ALLOCABLE
Spec Art Dir graphic Designer	133387		7,653.85	90175000	1114 MKT	ALLOCABLE
Sr Spec Interactive Dev	152615		9,125.00	90175000	1114 MKT	ALLOCABLE
Sr Spec Art Dir graph Designer	164660		9,192.30	90175000	1114 MKT	ALLOCABLE
Sr Specialist Creative	133389		7,586.55	90179000	1114 MKT	ALLOCABLE
Assoc Spec Creative Production	134201		5,576.93	90179000	1114 MKT	ALLOCABLE
Assoc Spec Marketing Producer	133388	-		90179000	1114 MKT	ALLOCABLE
Spec Creative Prod Design	133390		6,278.85	90179000	1114 MKT	ALLOCABLE
Spec Creative Prod Design	164663		6,567.30	90179000	1114 MKT	ALLOCABLE
Sr Spec Studio Producer	164662		7,807.70	90179000	1114 MKT	ALLOCABLE
Mgr ISM	151965		9,913.45	90193000	1114 MKT	ALLOCABLE
Specialist Print Buyer	154701		6,701.93	90193000	1114 MKT	ALLOCABLE
Specialist Print Buyer	154699		7,644.23	90193000	1114 MKT	ALLOCABLE
Specialist Print Buyer	154700		6,701.93	90193000	1114 MKT	ALLOCABLE
Mgr ISM	134244		11,798.08	90194000	1114 MKT	ALLOCABLE
Mgr ISM	151969		10,000.00	90194000	1114 MKT	ALLOCABLE
Specialist ISM	151971		5,865.38	90194000	1114 MKT	ALLOCABLE
Sr Specialist ISM	151968		7,567.30	90194000	1114 MKT	ALLOCABLE
Sr Specialist ISM	151970		7,586.55	90194000	1114 MKT	ALLOCABLE
Sr Specialist ISM	151972		7,057.70	90194000	1114 MKT	ALLOCABLE
Sr Mgr ISM	134192		11,865.38	90196000	1114 MKT	ALLOCABLE
Mgr ISM	151967		9,057.70	90196000	1114 MKT	ALLOCABLE
Specialist ISM	151973		6,576.93	90196000	1114 MKT	ALLOCABLE
Mgr ISM	134243	-		90196000	1114 MKT	ALLOCABLE
Specialist ISM	151966		6,201.93	90196000	1114 MKT	ALLOCABLE
Specialist ISM	154702		5,769.23	90196000	1114 MKT	ALLOCABLE
Mgr Marketing Ops	136182	-		90198000	1114 MKT	ALLOCABLE
Sr Specialist Project Mgmt	157193		7,230.78	90198000	1114 MKT	ALLOCABLE
Sr Specialist Project Mgmt	153898		7,634.63	90198000	1114 MKT	ALLOCABLE
Assoc Spec Sample Management	156842		4,365.38	90201000	1114 MKT	ALLOCABLE
Sr Analyst BI A	157190		8,259.63	90205000	1114 MKT	ALLOCABLE
Mgr Int Mktg Comm	134209		10,865.38	90458000	1114 MKT	ALLOCABLE
Mgr Int Mktg Comm	133009		10,336.55	90458000	1114 MKT	ALLOCABLE
Linguistics Manager	134208		8,423.08	90458000	1114 MKT	ALLOCABLE
Mgr Project Management	134193		10,490.38	92105000	1114 MKT	ALLOCABLE
Sr Specialist Creative Buyer	134196	-		93457000	1114 MKT	ALLOCABLE
BPC Marketing	134254	-		93457000	1114 MKT	ALLOCABLE
Mgr Marketing Ops	134200	-		93457000	1114 MKT	ALLOCABLE

BPC Marketing	134301	-		93457000	1114 MKT	ALLOCABLE
Lead Analyst BI A	155697		8,481.25	93457000	1114 MKT	ALLOCABLE
Sr Specialist Creative Buyer	162780		8,557.70	93457000	1114 MKT	ALLOCABLE
Sr Specialist FMOSS	152550		8,903.85	90007000	1114 TPD	ALLOCABLE
Technical Lead Spec	152620		11,307.70	90007000	1114 TPD	ALLOCABLE
Sr Specialist FMOSS	135502		6,942.30	90018000	1114 TPD	ALLOCABLE
Technical Lead Spec	156855		11,336.55	90018000	1114 TPD	ALLOCABLE
Director Property Development	155133		23,518.31	90246000	1114 TPD	ALLOCABLE
Sr Specialist FMOSS	135501		7,471.15	90253000	1114 TPD	ALLOCABLE
Sr Specialist FMOSS	157012		7,086.55	90253000	1114 TPD	ALLOCABLE
Sr Specialist FMOSS	153502		7,596.15	90259000	1114 TPD	ALLOCABLE
Reporting Analyst BI A	136209		6,096.15	90259000	1114 TPD	ALLOCABLE
Indirect Procurement Analyst	156847		4,903.85	90261000	1114 TPD	ALLOCABLE
Ld Spec Resource Recover	134258		10,096.15	90263000	1114 TPD	ALLOCABLE
Ld Spec Resource Recover	134319		8,500.00	90263000	1114 TPD	ALLOCABLE
Ld Spec Resource Recover	135499	-		90263000	1114 TPD	ALLOCABLE
Assoc Spec Resource Recovery	156828		4,807.70	90263000	1114 TPD	ALLOCABLE
Specialist Resource Recovery	156830		5,288.45	90263000	1114 TPD	ALLOCABLE
Specialist Resource Recovery	156829		5,451.93	90263000	1114 TPD	ALLOCABLE
Assoc Proj Spec Resource Recov	157256		5,019.23	90263000	1114 TPD	ALLOCABLE
Sr Indirect ProcurementAnalyst	156850		6,548.08	90265000	1114 TPD	ALLOCABLE
Mgr Indirect Procurement	171212		13,798.08	90265000	1114 TPD	ALLOCABLE
Indirect Procurement Analyst	156848		4,903.85	90266000	1114 TPD	ALLOCABLE
Lead Specialist FMOSS	156857		9,692.30	90275000	1114 TPD	ALLOCABLE
Reporting Analyst BI A	156717		6,336.55	90279000	1114 TPD	ALLOCABLE
Project Mgr	105316		11,067.30	90306000	1114 TPD	ALLOCABLE
Sr Analyst Transportation	133764		8,326.93	90161000	1115 DST	ALLOCABLE
GTS Finance Specialist FC	102211		908.03	90318000	1115 DST	ALLOCABLE
TSS Systems Lead	135806		8,826.93	81600001	1115 MER_TSS	ALLOCABLE
Mgr TSS Operations	145010		8,413.45	81600001	1115 MER_TSS	ALLOCABLE
TSS Systems Consultant	135805		8,673.08	81600001	1115 MER_TSS	ALLOCABLE
Business Analyst TSS	154901		2,692.31	87920001	1115 MER_TSS	ALLOCABLE
Product Manager	156123		7,355.78	87920004	1115 MER_TSS	ALLOCABLE
Business Analyst TSS	135219		5,192.30	87920005	1115 MER_TSS	ALLOCABLE
Sr Analyst Product Invest Reca	158116		6,461.55	87920007	1115 MER_TSS	ALLOCABLE
Sr Analyst Product Invest Reca	158119		6,461.55	87920007	1115 MER_TSS	ALLOCABLE
Associate Product Manager	135218		6,586.55	89510009	1115 MER_TSS	ALLOCABLE
Sr Sourcing Specialist	155293		3,298.28	89510009	1115 MER_TSS	ALLOCABLE
Product Manager	155699		8,240.38	89510009	1115 MER_TSS	ALLOCABLE
Lead Product Manager	155700		12,576.93	89510009	1115 MER_TSS	ALLOCABLE
Sr Specialist Copywriting	133383		7,980.78	90203000	1115 MKT	ALLOCABLE
Mgr Marketing	133385		9,644.23	90203000	1115 MKT	ALLOCABLE
Sr Packaging Engineer	134205		9,807.70	90203000	1115 MKT	ALLOCABLE
Sr Specialist Packaging	134246		7,384.63	90203000	1115 MKT	ALLOCABLE
Specialist Print Buyer	133384		5,951.93	90203000	1115 MKT	ALLOCABLE
Sr Specialist Packaging	133386		7,625.00	90203000	1115 MKT	ALLOCABLE
Specialist Packaging	136180		6,644.23	90203000	1115 MKT	ALLOCABLE
Mgr Marketing	154578		8,855.78	90203000	1115 MKT	ALLOCABLE

The expenses in the table below are from allocable cost centers, meaning that a portion of the expenses residing in these cost centers were for the support of Target Canada's operations, while others were for domestic operations. In other words, only a portion of these non-payroll-specific expenses, were incurred by Target on behalf of Target Canada Co. These cost centers reside within the retail segment of Target's external financial statements, and as such, a portion of the expenses within these cost centers must be reclassified to the Canada segment. On an annual basis, Target's Finance teams would perform an analysis to determine what percentage of the expenses contained within these cost centers were for the benefit of Target Canada. Based on this analysis, each broader Target team (known as pyramids) is given a percentage to use to allocate expense from these cost centers to the Canada segment.

PYRAMID	ALLOCATION % -- to CAD %
DST	4.92%
FIN	8.00%
FRS	15.50%
LAW	13.26%
MER	3.00%
MER_TSS	2.90%
MKT	7.71%
STR	0.00%
THR	9.15%
TPD	6.89%
TTS	5.90%

Source: System query of SAP-ECC actual expenses by cost center.

A Employee Benefits	(1,251.04)
B Other Expenses	1,362.49
C Purchased Services/Contractors	210,965.40

ARR ID	GL Account	GL Acct Number	Cost Center	CC Name	Pyramid	Company code	Comp Code Name	Cost Center T	Pyramid Alloc	Allocated Dollars	Key
OIE_OTHQIE_HQINCEXP	RELOCATION EXPENSE	7110110	93521000	HQ EXPENSES	OIE	1001	Target Corporation	\$ 5,000.00	0.00%	\$ 0.00	B
OIE_OTHQIE_HQINCEXP	OTH MEALS/ENTERTAIN	7120120	93521000	HQ EXPENSES	OIE	1001	Target Corporation	\$ 27.53	0.00%	\$ 0.00	B
OIE_OTHQIE_HQINCEXP	AIRFARE	7120130	93521000	HQ EXPENSES	OIE	1001	Target Corporation	\$ 60.00	0.00%	\$ 0.00	B
OIE_OTHQIE_HQINCEXP	MILE/PARK REIMB EXP	7120150	93521000	HQ EXPENSES	OIE	1001	Target Corporation	\$ 288.00	0.00%	\$ 0.00	B
OIE_OTHQIE_HQINCEXP	FOREIGN TRAVEL EXP	7120180	93521000	HQ EXPENSES	OIE	1001	Target Corporation	\$ 265.68	0.00%	\$ 0.00	B
OIE_OTHQIE_HQINCEXP	FOREIGN MEALS/ENTERT	7120190	93521000	HQ EXPENSES	OIE	1001	Target Corporation	\$ 191.60	0.00%	\$ 0.00	B
OIE_OTHQIE_HQINCEXP	OTHER EXPENSE	7192110	93521000	HQ EXPENSES	OIE	1001	Target Corporation	\$ -24,588.16	0.00%	\$ 0.00	B
TPD_PDQTE	MISC BENEFITS EXP	7021270	90281000	SITE MANAGEMENT	TPD	1001	Target Corporation	\$ 22.65	6.89%	\$ 1.56	A
TPD_PDQTE	OFFICE SUPPLIES	7040110	90281000	SITE MANAGEMENT	TPD	1001	Target Corporation	\$ 195.66	6.89%	\$ 13.48	B
TPD_PDQTE	POSTAGE	7062180	90281000	SITE MANAGEMENT	TPD	1001	Target Corporation	\$ 115.70	6.89%	\$ 7.97	B
TPD_PDQTE	PRINTING/DUPLICATING	7062200	90281000	SITE MANAGEMENT	TPD	1001	Target Corporation	\$ 41.30	6.89%	\$ 2.84	B
TPD_PDQTE	TM MEALS/ENTERTAINMT	7120110	90281000	SITE MANAGEMENT	TPD	1001	Target Corporation	\$ 378.75	6.89%	\$ 26.09	B
TPD_PDQTE	OTH MEALS/ENTERTAIN	7120120	90281000	SITE MANAGEMENT	TPD	1001	Target Corporation	\$ 2,269.58	6.89%	\$ 156.34	B
TPD_PDQTE	AIRFARE	7120130	90281000	SITE MANAGEMENT	TPD	1001	Target Corporation	\$ 19,199.08	6.89%	\$ 1,322.52	B
TPD_PDQTE	TRAVEL EXPENSES	7120140	90281000	SITE MANAGEMENT	TPD	1001	Target Corporation	\$ 33,259.74	6.89%	\$ 2,291.09	B
TPD_PDQTE	MILE/PARK REIMB EXP	7120150	90281000	SITE MANAGEMENT	TPD	1001	Target Corporation	\$ 4,415.31	6.89%	\$ 304.15	B
TPD_PDQTE	CAR RENTAL	7120160	90281000	SITE MANAGEMENT	TPD	1001	Target Corporation	\$ 4,978.93	6.89%	\$ 342.97	B
TPD_PDQTE	FOREIGN AIRFARE	7120170	90281000	SITE MANAGEMENT	TPD	1001	Target Corporation	\$ 3,374.06	6.89%	\$ 232.42	B
TPD_PDQTE	FOREIGN TRAVEL EXP	7120180	90281000	SITE MANAGEMENT	TPD	1001	Target Corporation	\$ 3,510.93	6.89%	\$ 241.85	B
TPD_PDQTE	FOREIGN MEALS/ENTERT	7120190	90281000	SITE MANAGEMENT	TPD	1001	Target Corporation	\$ 134.55	6.89%	\$ 9.27	B
TPD_PDQTE	DATA NETWORK EXPENSE	7140110	90281000	SITE MANAGEMENT	TPD	1001	Target Corporation	\$ 188.50	6.89%	\$ 12.98	B
TPD_PDQTE	CELL PHONE EXPENSE	7140140	90281000	SITE MANAGEMENT	TPD	1001	Target Corporation	\$ 4,823.19	6.89%	\$ 332.24	B
MER_MHQTOT_GRO	OFFICE SUPPLIES	7040110	90030000	FOOD OWNED BRANDS	MER	1112	Target Food, Inc	\$ 214.47	3.00%	\$ 6.44	B
MER_MHQTOT_GRO	UNIFORMS	7040140	90030000	FOOD OWNED BRANDS	MER	1112	Target Food, Inc	\$ 5.21	3.00%	\$ 0.16	B
MER_MHQTOT_GRO	SAMPLES EXPENSE	7040190	90030000	FOOD OWNED BRANDS	MER	1112	Target Food, Inc	\$ 6,298.90	3.00%	\$ 189.13	B
MER_MHQTOT_GRO	SAMPLES EXPENSE	7040190	93554200	FOOD SAFETY AND QA	MER	1112	Target Food, Inc	\$ 31.15	3.00%	\$ 0.94	B
MER_MHQTOT_GRO	OPERATING SUPPLIES	7040220	90030000	FOOD OWNED BRANDS	MER	1112	Target Food, Inc	\$ 2,058.52	3.00%	\$ 61.81	B
MER_MHQTOT_GRO	EQUIPMENT EXPENSE	7040260	90030000	FOOD OWNED BRANDS	MER	1112	Target Food, Inc	\$ 31.94	3.00%	\$ 0.96	B
MER_MHQTOT_GRO	OPER EQUIPMENT SUPPL	7040290	93554200	FOOD SAFETY AND QA	MER	1112	Target Food, Inc	\$ 45.00	3.00%	\$ 1.35	B
MER_MHQTOT_GRO	GROCERY SUPPLIES	7040450	90030000	FOOD OWNED BRANDS	MER	1112	Target Food, Inc	\$ 214.90	3.00%	\$ 6.45	B
MER_MHQTOT_GRO	SEMINARS/CONFERENCES	7080110	90030000	FOOD OWNED BRANDS	MER	1112	Target Food, Inc	\$ 2,888.00	3.00%	\$ 86.72	B
MER_MHQTOT_GRO	SEMINARS/CONFERENCES	7080110	93554200	FOOD SAFETY AND QA	MER	1112	Target Food, Inc	\$ 1,819.18	3.00%	\$ 54.62	B
MER_MHQTOT_GRO	PROFUES/MEMBER/SUBS	7080130	90030000	FOOD OWNED BRANDS	MER	1112	Target Food, Inc	\$ 284.88	3.00%	\$ 8.55	B
MER_MHQTOT_GRO	PROFUES/MEMBER/SUBS	7080130	93554200	FOOD SAFETY AND QA	MER	1112	Target Food, Inc	\$ 1,045.00	3.00%	\$ 31.38	B
MER_MHQTOT_GRO	TM MEALS/ENTERTAINMT	7120110	90030000	FOOD OWNED BRANDS	MER	1112	Target Food, Inc	\$ 856.83	3.00%	\$ 25.73	B
MER_MHQTOT_GRO	OTH MEALS/ENTERTAIN	7120120	90030000	FOOD OWNED BRANDS	MER	1112	Target Food, Inc	\$ 652.89	3.00%	\$ 19.60	B
MER_MHQTOT_GRO	OTH MEALS/ENTERTAIN	7120120	93554200	FOOD SAFETY AND QA	MER	1112	Target Food, Inc	\$ 252.75	3.00%	\$ 7.59	B
MER_MHQTOT_GRO	AIRFARE	7120130	90030000	FOOD OWNED BRANDS	MER	1112	Target Food, Inc	\$ 3,004.81	3.00%	\$ 90.22	B
MER_MHQTOT_GRO	AIRFARE	7120130	93554200	FOOD SAFETY AND QA	MER	1112	Target Food, Inc	\$ 6,109.58	3.00%	\$ 183.45	B
MER_MHQTOT_GRO	TRAVEL EXPENSES	7120140	90030000	FOOD OWNED BRANDS	MER	1112	Target Food, Inc	\$ 5,870.82	3.00%	\$ 176.27	B
MER_MHQTOT_GRO	TRAVEL EXPENSES	7120140	93554200	FOOD SAFETY AND QA	MER	1112	Target Food, Inc	\$ 1,134.01	3.00%	\$ 34.05	B
MER_MHQTOT_GRO	MILE/PARK REIMB EXP	7120150	90030000	FOOD OWNED BRANDS	MER	1112	Target Food, Inc	\$ 632.00	3.00%	\$ 18.98	B
MER_MHQTOT_GRO	MILE/PARK REIMB EXP	7120150	93554200	FOOD SAFETY AND QA	MER	1112	Target Food, Inc	\$ 647.63	3.00%	\$ 19.45	B
MER_MHQTOT_GRO	CAR RENTAL	7120160	90030000	FOOD OWNED BRANDS	MER	1112	Target Food, Inc	\$ 447.90	3.00%	\$ 13.45	B
MER_MHQTOT_GRO	CAR RENTAL	7120160	93554200	FOOD SAFETY AND QA	MER	1112	Target Food, Inc	\$ 555.00	3.00%	\$ 16.66	B
MER_MHQTOT_GRO	FOREIGN AIRFARE	7120170	90030000	FOOD OWNED BRANDS	MER	1112	Target Food, Inc	\$ 12,616.80	3.00%	\$ 375.83	B
MER_MHQTOT_GRO	FOREIGN TRAVEL EXP	7120180	90030000	FOOD OWNED BRANDS	MER	1112	Target Food, Inc	\$ 3,572.84	3.00%	\$ 107.28	B
MER_MHQTOT_GRO	FOREIGN TRAVEL EXP	7120180	93554200	FOOD SAFETY AND QA	MER	1112	Target Food, Inc	\$ 1,292.21	3.00%	\$ 38.80	B
MER_MHQTOT_GRO	FOREIGN MEALS/ENTERT	7120190	90030000	FOOD OWNED BRANDS	MER	1112	Target Food, Inc	\$ 2,061.21	3.00%	\$ 61.89	B
MER_MHQTOT_GRO	DATA NETWORK EXPENSE	7140110	90030000	FOOD OWNED BRANDS	MER	1112	Target Food, Inc	\$ 149.52	3.00%	\$ 4.49	B
MER_MHQTOT_GRO	LOC TEL USAGE EXP	7140130	90030000	FOOD OWNED BRANDS	MER	1112	Target Food, Inc	\$ 5.18	3.00%	\$ 0.16	B
MER_MHQTOT_GRO	CELL PHONE EXPENSE	7140140	90030000	FOOD OWNED BRANDS	MER	1112	Target Food, Inc	\$ 3,500.44	3.00%	\$ 105.11	B
MER_MHQTOT_GRO	CELL PHONE EXPENSE	7140140	93554200	FOOD SAFETY AND QA	MER	1112	Target Food, Inc	\$ 766.87	3.00%	\$ 23.03	B
MER_MHQTOT_GRO	TELECOM MAINTENANCE	7140150	90030000	FOOD OWNED BRANDS	MER	1112	Target Food, Inc	\$ 39.99	3.00%	\$ 1.20	B
MER_MHQTOT_GRO	CNTRL INTRA/C CHRG	7210135	90030000	FOOD OWNED BRANDS	MER	1112	Target Food, Inc	\$ 7,266.08	3.00%	\$ 218.17	B
MER_MHQTOT_GRO	CNTRL INTRA/C CHRG	7210135	93554200	FOOD SAFETY AND QA	MER	1112	Target Food, Inc	\$ 47.80	3.00%	\$ 1.44	B
MKT_MARKET	SAMPLES EXPENSE	7040190	93294000	OB FOOD PKG DEVLPMNT	MKT	1112	Target Food, Inc	\$ 41.63	7.71%	\$ 3.21	B
MKT_MARKET	OTH MEALS/ENTERTAIN	7120120	93294000	OB FOOD PKG DEVLPMNT	MKT	1112	Target Food, Inc	\$ 193.39	7.71%	\$ 14.91	B
MKT_MARKET	AIRFARE	7120130	93294000	OB FOOD PKG DEVLPMNT	MKT	1112	Target Food, Inc	\$ 2,135.54	7.71%	\$ 164.69	B
MKT_MARKET	TRAVEL EXPENSES	7120140	93294000	OB FOOD PKG DEVLPMNT	MKT	1112	Target Food, Inc	\$ 1,229.79	7.71%	\$ 94.84	B
MKT_MARKET	MILE/PARK REIMB EXP	7120150	93294000	OB FOOD PKG DEVLPMNT	MKT	1112	Target Food, Inc	\$ 117.11	7.71%	\$ 9.03	B
MKT_MARKET	CAR RENTAL	7120160	93294000	OB FOOD PKG DEVLPMNT	MKT	1112	Target Food, Inc	\$ 105.68	7.71%	\$ 8.15	B
MKT_MARKET	FOREIGN TRAVEL EXP	7120180	93294000	OB FOOD PKG DEVLPMNT	MKT	1112	Target Food, Inc	\$ 9.75	7.71%	\$ 0.75	B
MKT_MARKET	CELL PHONE EXPENSE	7140140	93294000	OB FOOD PKG DEVLPMNT	MKT	1112	Target Food, Inc	\$ 240.45	7.71%	\$ 18.54	B
FIN_FINOPS	PAYROLL VOUCHERS	7010210	90411000	PAYROLL	FIN	1113	Target Corporate Svcs Inc	\$ -19,428.81	8.00%	\$ -1,554.29	A
FIN_FINOPS_REG	MISC BENEFITS EXP	7021270	90403000	FIN SYS INTEGRATION	FIN	1113	Target Corporate Svcs Inc	\$ 377.40	8.00%	\$ 30.19	A
FIN_FINOPS_REG	MISC BENEFITS EXP	7021270	90406000	BUS SYSTEMS SERVICES	FIN	1113	Target Corporate Svcs Inc	\$ 871.17	8.00%	\$ 69.69	A
FIN_FINOPS	MISC BENEFITS EXP	7021270	90408000	SAO CONTROL	FIN	1113	Target Corporate Svcs Inc	\$ 122.54	8.00%	\$ 9.80	A
FIN_FINOPS	MISC BENEFITS EXP	7021270	90411000	PAYROLL	FIN	1113	Target Corporate Svcs Inc	\$ 114.00	8.00%	\$ 9.12	A
FIN_FINOPS	MISC BENEFITS EXP	7021270	90415000	AP CONTROL	FIN	1113	Target Corporate Svcs Inc	\$ 177.61	8.00%	\$ 14.21	A
FIN_FINOPS	MISC BENEFITS EXP	7021270	90416000	NONMERC PAYABLES	FIN	1113	Target Corporate Svcs Inc	\$ 217.40	8.00%	\$ 17.39	A
FIN_FINOPS	MISC BENEFITS EXP	7021270	90417000	MERCHANDISE PAYABLES	FIN	1113	Target Corporate Svcs Inc	\$ 382.16	8.00%	\$ 30.57	A
FIN_FINASR	MISC BENEFITS EXP	7021270	90427000	TECHNOLOGY AUDIT	FIN	1113	Target Corporate Svcs Inc	\$ 108.42	8.00%	\$ 8.67	A
FIN_FINFPA	MISC BENEFITS EXP	7021270	90434000	CAPITAL FINANCE	FIN	1113	Target Corporate Svcs Inc	\$ 103.20	8.00%	\$ 8.26	A
FIN_CONTRL	MISC BENEFITS EXP	7021270	90442000	PROPERTY ACCTG	FIN	1113	Target Corporate Svcs Inc	\$ 1,023.23	8.00%	\$ 81.86	A
FIN_CONTRL	MISC BENEFITS EXP	7021270	90443000	PROP MGMT ACCTG	FIN	1113	Target Corporate Svcs Inc	\$ 27.08	8.00%	\$ 2.17	A
FIN_CONTRL	MISC BENEFITS EXP	7021270	90447000	INV ACCTG & ANLS DIR	FIN	1113	Target Corporate Svcs Inc	\$ 356.48	8.00%	\$ 28.52	A
FIN_FINTRE	MISC BENEFITS EXP	7021270	90448000	TREASURY	FIN	1113	Target Corporate Svcs Inc	\$ 36.31	8.00%	\$ 2.90	A
FIN_FINTRE	MISC BENEFITS EXP	7021270	90452000	HQ RISK MANAGEMENT	FIN	1113	Target Corporate Svcs Inc	\$ 55.52	8.00%	\$ 4.44	A

FIN_FINTRE	MISC BENEFITS EXP	7021270	90454000	INDIRECT TAX OPS	FIN	1113	Target Corporate Svcs Inc	\$ 232.68	8.00%	\$ 18.61	A
FIN_FINOPS	MISC BENEFITS EXP	7021270	90463000	TRANS FIN & SYSTEMS	FIN	1113	Target Corporate Svcs Inc	\$ 2.50	8.00%	\$ 0.20	A
FIN_FINOPS	MISC BENEFITS EXP	7021270	93510000	FIN OPS COE	FIN	1113	Target Corporate Svcs Inc	\$ 270.16	8.00%	\$ 21.61	A
FIN_FINFPA	OFFICE SUPPLIES	7040110	90134000	MARKETING FINANCE	FIN	1113	Target Corporate Svcs Inc	\$ 29.65	8.00%	\$ 2.37	B
FIN_FINOPS_REG	OFFICE SUPPLIES	7040110	90403000	FIN SYS INTEGRATION	FIN	1113	Target Corporate Svcs Inc	\$ 266.15	8.00%	\$ 21.29	B
FIN_FINFPA	OFFICE SUPPLIES	7040110	90404000	FIN BUS INTELLIGENCE	FIN	1113	Target Corporate Svcs Inc	\$ 56.64	8.00%	\$ 4.53	B
FIN_FINOPS_REG	OFFICE SUPPLIES	7040110	90406000	BUS SYSTEMS SERVICES	FIN	1113	Target Corporate Svcs Inc	\$ 211.45	8.00%	\$ 16.92	B
FIN_FINOPS	OFFICE SUPPLIES	7040110	90411000	PAYROLL	FIN	1113	Target Corporate Svcs Inc	\$ 1,221.11	8.00%	\$ 97.69	B
FIN_FINOPS	OFFICE SUPPLIES	7040110	90417000	MERCHANDISE PAYABLES	FIN	1113	Target Corporate Svcs Inc	\$ 331.83	8.00%	\$ 26.55	B
FIN_FINFPA	OFFICE SUPPLIES	7040110	90420000	CORP FIN PLANNING	FIN	1113	Target Corporate Svcs Inc	\$ 78.53	8.00%	\$ 6.28	B
FIN_FINFPA	OFFICE SUPPLIES	7040110	90422000	CCM & TTS FINANCE	FIN	1113	Target Corporate Svcs Inc	\$ 36.71	8.00%	\$ 2.94	B
FIN_FINFPA	OFFICE SUPPLIES	7040110	90434000	CAPITAL FINANCE	FIN	1113	Target Corporate Svcs Inc	\$ 86.29	8.00%	\$ 6.90	B
FIN_CTRL	OFFICE SUPPLIES	7040110	90442000	PROPERTY ACCTG	FIN	1113	Target Corporate Svcs Inc	\$ 6.00	8.00%	\$ 0.48	B
FIN_CTRL	OFFICE SUPPLIES	7040110	90447000	INV ACCTG & ANLS DIR	FIN	1113	Target Corporate Svcs Inc	\$ 159.59	8.00%	\$ 12.77	B
FIN_FINTRE	OFFICE SUPPLIES	7040110	90448000	TREASURY	FIN	1113	Target Corporate Svcs Inc	\$ 173.68	8.00%	\$ 13.89	B
FIN_FINTRE	OFFICE SUPPLIES	7040110	90452000	HQ RISK MANAGEMENT	FIN	1113	Target Corporate Svcs Inc	\$ 96.38	8.00%	\$ 7.71	B
FIN_FINASR	OFFICE SUPPLIES	7040110	93396000	SUPPLY CHAIN AUDIT	FIN	1113	Target Corporate Svcs Inc	\$ 97.79	8.00%	\$ 7.82	B
FIN_BKNSRV	ARMORED CAR EXPENSE	7062140	90442000	PROPERTY ACCTG	FIN	1113	Target Corporate Svcs Inc	\$ 57.68	8.00%	\$ 4.61	B
FIN_FINOPS	POSTAGE	7062180	90408000	SAO CONTROL	FIN	1113	Target Corporate Svcs Inc	\$ 1,112.26	8.00%	\$ 88.98	B
FIN_FINOPS	POSTAGE	7062180	90411000	PAYROLL	FIN	1113	Target Corporate Svcs Inc	\$ 8,775.22	8.00%	\$ 702.02	B
FIN_FINOPS	POSTAGE	7062180	90417000	MERCHANDISE PAYABLES	FIN	1113	Target Corporate Svcs Inc	\$ 30,958.76	8.00%	\$ 2,476.70	B
FIN_CTRL	POSTAGE	7062180	90443000	PROP MGMT ACCTG	FIN	1113	Target Corporate Svcs Inc	\$ 309.28	8.00%	\$ 24.74	B
FIN_FINTRE	POSTAGE	7062180	90448000	TREASURY	FIN	1113	Target Corporate Svcs Inc	\$ 1.65	8.00%	\$ 0.13	B
FIN_FINTRE	POSTAGE	7062180	90452000	HQ RISK MANAGEMENT	FIN	1113	Target Corporate Svcs Inc	\$ 10.19	8.00%	\$ 0.82	B
FIN_FINTRE	POSTAGE	7062180	90454000	INDIRECT TAX OPS	FIN	1113	Target Corporate Svcs Inc	\$ 891.29	8.00%	\$ 71.30	B
FIN_FINTRE	POSTAGE	7062180	90455000	INCOME TAX ADMIN	FIN	1113	Target Corporate Svcs Inc	\$ 278.76	8.00%	\$ 22.30	B
FIN_FINTRE	PRINTING/DUPLICATING	7062200	90452000	HQ RISK MANAGEMENT	FIN	1113	Target Corporate Svcs Inc	\$ 38.52	8.00%	\$ 3.08	B
FIN_FINOPS	OTHER SERVC PURCH	7062420	90417000	MERCHANDISE PAYABLES	FIN	1113	Target Corporate Svcs Inc	\$ 180.00	8.00%	\$ 14.40	C
FIN_FINFPA	SEMINARS/CONFERENCES	7080110	90404000	FIN BUS INTELLIGENCE	FIN	1113	Target Corporate Svcs Inc	\$ 1,395.00	8.00%	\$ 111.60	B
FIN_FINFPA	SEMINARS/CONFERENCES	7080110	90420000	CORP FIN PLANNING	FIN	1113	Target Corporate Svcs Inc	\$ 138.00	8.00%	\$ 11.04	B
FIN_FINASR	SEMINARS/CONFERENCES	7080110	90427000	TECHNOLOGY AUDIT	FIN	1113	Target Corporate Svcs Inc	\$ 1,695.00	8.00%	\$ 127.60	B
FIN_FINTRE	SEMINARS/CONFERENCES	7080110	90452000	HQ RISK MANAGEMENT	FIN	1113	Target Corporate Svcs Inc	\$ 1,705.00	8.00%	\$ 136.40	B
FIN_FINTRE	SEMINARS/CONFERENCES	7080110	90454000	INDIRECT TAX OPS	FIN	1113	Target Corporate Svcs Inc	\$ 245.00	8.00%	\$ 19.60	B
FIN_FINASR	SEMINARS/CONFERENCES	7080110	93393000	D02 DIR INT AUDIT	FIN	1113	Target Corporate Svcs Inc	\$ 1,395.00	8.00%	\$ 111.60	B
FIN_FINASR	SEMINARS/CONFERENCES	7080110	93396000	SUPPLY CHAIN AUDIT	FIN	1113	Target Corporate Svcs Inc	\$ 50.00	8.00%	\$ 4.00	B
FIN_FINOPS	TRAINING	7080120	93510000	FIN OPS COE	FIN	1113	Target Corporate Svcs Inc	\$ 138.00	8.00%	\$ 11.04	B
FIN_FINOPS_REG	PROFDES/MEMBER/SUBS	7080130	90403000	FIN SYS INTEGRATION	FIN	1113	Target Corporate Svcs Inc	\$ 112.00	8.00%	\$ 8.96	B
FIN_FINOPS	PROFDES/MEMBER/SUBS	7080130	90415000	AP CONTROL	FIN	1113	Target Corporate Svcs Inc	\$ 112.00	8.00%	\$ 8.96	B
FIN_FINASR	PROFDES/MEMBER/SUBS	7080130	90427000	TECHNOLOGY AUDIT	FIN	1113	Target Corporate Svcs Inc	\$ 1,915.00	8.00%	\$ 153.20	B
FIN_FINFPA	PROFDES/MEMBER/SUBS	7080130	90434000	CAPITAL FINANCE	FIN	1113	Target Corporate Svcs Inc	\$ 655.00	8.00%	\$ 52.40	B
FIN_CTRL	PROFDES/MEMBER/SUBS	7080130	90442000	PROPERTY ACCTG	FIN	1113	Target Corporate Svcs Inc	\$ 130.00	8.00%	\$ 10.40	B
FIN_FINTRE	PROFDES/MEMBER/SUBS	7080130	90452000	HQ RISK MANAGEMENT	FIN	1113	Target Corporate Svcs Inc	\$ 820.00	8.00%	\$ 65.60	B
FIN_FINTRE	PROFDES/MEMBER/SUBS	7080130	90454000	INDIRECT TAX OPS	FIN	1113	Target Corporate Svcs Inc	\$ 2,815.84	8.00%	\$ 225.27	B
FIN_FINOPS	PROFDES/MEMBER/SUBS	7080130	93510000	FIN OPS COE	FIN	1113	Target Corporate Svcs Inc	\$ 461.00	8.00%	\$ 36.88	B
FIN_FINOPS	VOLLUNT PROG CONTRIB	7090150	90463000	TRANS FIN & SYSTEMS	FIN	1113	Target Corporate Svcs Inc	\$ 10.00	8.00%	\$ 0.80	B
FIN_CTRL	CANDIDATE EXPENSES	7100150	90442000	PROPERTY ACCTG	FIN	1113	Target Corporate Svcs Inc	\$ 6.00	8.00%	\$ 0.48	B
FIN_FINFPA	TM MEALS/ENTERTAINMT	7120110	90134000	MARKETING FINANCE	FIN	1113	Target Corporate Svcs Inc	\$ 5.58	8.00%	\$ 0.45	B
FIN_FINOPS_REG	TM MEALS/ENTERTAINMT	7120110	90403000	FIN SYS INTEGRATION	FIN	1113	Target Corporate Svcs Inc	\$ 165.61	8.00%	\$ 13.25	B
FIN_FINFPA	TM MEALS/ENTERTAINMT	7120110	90404000	FIN BUS INTELLIGENCE	FIN	1113	Target Corporate Svcs Inc	\$ 160.43	8.00%	\$ 12.83	B
FIN_FINOPS_REG	TM MEALS/ENTERTAINMT	7120110	90406000	BUS SYSTEMS SERVICES	FIN	1113	Target Corporate Svcs Inc	\$ 329.86	8.00%	\$ 26.39	B
FIN_FINOPS	TM MEALS/ENTERTAINMT	7120110	90411000	PAYROLL	FIN	1113	Target Corporate Svcs Inc	\$ 220.00	8.00%	\$ 17.60	B
FIN_FINOPS	TM MEALS/ENTERTAINMT	7120110	90415000	AP CONTROL	FIN	1113	Target Corporate Svcs Inc	\$ 49.91	8.00%	\$ 3.99	B
FIN_FINFPA	TM MEALS/ENTERTAINMT	7120110	90422000	CCM & TTS FINANCE	FIN	1113	Target Corporate Svcs Inc	\$ 96.00	8.00%	\$ 7.68	B
FIN_FINASR	TM MEALS/ENTERTAINMT	7120110	90427000	TECHNOLOGY AUDIT	FIN	1113	Target Corporate Svcs Inc	\$ 126.43	8.00%	\$ 10.11	B
FIN_FINFPA	TM MEALS/ENTERTAINMT	7120110	90434000	CAPITAL FINANCE	FIN	1113	Target Corporate Svcs Inc	\$ 932.83	8.00%	\$ 74.63	B
FIN_CTRL	TM MEALS/ENTERTAINMT	7120110	90442000	PROPERTY ACCTG	FIN	1113	Target Corporate Svcs Inc	\$ 14.29	8.00%	\$ 1.14	B
FIN_FINTRE	TM MEALS/ENTERTAINMT	7120110	90448000	TREASURY	FIN	1113	Target Corporate Svcs Inc	\$ 69.51	8.00%	\$ 5.56	B
FIN_FINTRE	TM MEALS/ENTERTAINMT	7120110	90452000	HQ RISK MANAGEMENT	FIN	1113	Target Corporate Svcs Inc	\$ 860.63	8.00%	\$ 68.85	B
FIN_FINTRE	TM MEALS/ENTERTAINMT	7120110	90455000	INCOME TAX ADMIN	FIN	1113	Target Corporate Svcs Inc	\$ 846.15	8.00%	\$ 67.69	B
FIN_FINASR	TM MEALS/ENTERTAINMT	7120110	93393000	D02 DIR INT AUDIT	FIN	1113	Target Corporate Svcs Inc	\$ 446.04	8.00%	\$ 35.68	B
FIN_FINASR	TM MEALS/ENTERTAINMT	7120110	93396000	SUPPLY CHAIN AUDIT	FIN	1113	Target Corporate Svcs Inc	\$ 200.18	8.00%	\$ 16.01	B
FIN_FINOPS	TM MEALS/ENTERTAINMT	7120110	93510000	FIN OPS COE	FIN	1113	Target Corporate Svcs Inc	\$ 61.45	8.00%	\$ 4.92	B
FIN_FINOPS_REG	OTH MEALS/ENTERTAIN	7120120	90406000	BUS SYSTEMS SERVICES	FIN	1113	Target Corporate Svcs Inc	\$ 177.09	8.00%	\$ 14.17	B
FIN_FINFPA	OTH MEALS/ENTERTAIN	7120120	90420000	CORP FIN PLANNING	FIN	1113	Target Corporate Svcs Inc	\$ 16.07	8.00%	\$ 1.29	B
FIN_FINFPA	OTH MEALS/ENTERTAIN	7120120	90422000	CCM & TTS FINANCE	FIN	1113	Target Corporate Svcs Inc	\$ 55.27	8.00%	\$ 4.42	B
FIN_FINASR	OTH MEALS/ENTERTAIN	7120120	90427000	TECHNOLOGY AUDIT	FIN	1113	Target Corporate Svcs Inc	\$ 192.29	8.00%	\$ 15.38	B
FIN_FINFPA	OTH MEALS/ENTERTAIN	7120120	90434000	CAPITAL FINANCE	FIN	1113	Target Corporate Svcs Inc	\$ 292.85	8.00%	\$ 23.43	B
FIN_CTRL	OTH MEALS/ENTERTAIN	7120120	90447000	INV ACCTG & ANLS DIR	FIN	1113	Target Corporate Svcs Inc	\$ 266.69	8.00%	\$ 21.34	B
FIN_FINTRE	OTH MEALS/ENTERTAIN	7120120	90452000	HQ RISK MANAGEMENT	FIN	1113	Target Corporate Svcs Inc	\$ 436.26	8.00%	\$ 34.90	B
FIN_FINTRE	OTH MEALS/ENTERTAIN	7120120	90454000	INDIRECT TAX OPS	FIN	1113	Target Corporate Svcs Inc	\$ 115.80	8.00%	\$ 9.26	B
FIN_FINTRE	OTH MEALS/ENTERTAIN	7120120	90455000	INCOME TAX ADMIN	FIN	1113	Target Corporate Svcs Inc	\$ 25.95	8.00%	\$ 2.08	B
FIN_FINASR	OTH MEALS/ENTERTAIN	7120120	93393000	D02 DIR INT AUDIT	FIN	1113	Target Corporate Svcs Inc	\$ 142.67	8.00%	\$ 11.41	B
FIN_FINASR	OTH MEALS/ENTERTAIN	7120120	93396000	SUPPLY CHAIN AUDIT	FIN	1113	Target Corporate Svcs Inc	\$ 23.29	8.00%	\$ 1.86	B
FIN_FINASR	OTH MEALS/ENTERTAIN	7120120	93397000	D01 DIR INT AUDIT	FIN	1113	Target Corporate Svcs Inc	\$ 32.76	8.00%	\$ 2.62	B
FIN_FINFPA	AIRFARE	7120130	90404000	FIN BUS INTELLIGENCE	FIN	1113	Target Corporate Svcs Inc	\$ 563.37	8.00%	\$ 45.07	B
FIN_FINOPS_REG	AIRFARE	7120130	90406000	BUS SYSTEMS SERVICES	FIN	1113	Target Corporate Svcs Inc	\$ 100.00	8.00%	\$ 8.00	B
FIN_FINFPA	AIRFARE	7120130	90420000	CORP FIN PLANNING	FIN	1113	Target Corporate Svcs Inc	\$ 391.62	8.00%	\$ 31.33	B
FIN_FINASR	AIRFARE	7120130	90427000	TECHNOLOGY AUDIT	FIN	1113	Target Corporate Svcs Inc	\$ 1,183.95	8.00%	\$ 94.72	B
FIN_FINFPA	AIRFARE	7120130	90434000	CAPITAL FINANCE	FIN	1113	Target Corporate Svcs Inc	\$ 9,471.22	8.00%	\$ 757.70	B
FIN_CTRL	AIRFARE	7120130	90447000	INV ACCTG & ANLS DIR	FIN	1113	Target Corporate Svcs Inc	\$ 605.76	8.00%	\$ 48.46	B
FIN_FINTRE	AIRFARE	7120130	90448000	TREASURY	FIN	1113	Target Corporate Svcs Inc	\$ 342.20	8.00%	\$ 27.38	B
FIN_FINTRE	AIRFARE	7120130	90452000	HQ RISK MANAGEMENT	FIN	1113	Target Corporate Svcs Inc	\$ 378.58	8.00%	\$ 30.29	B
FIN_FINTRE	AIRFARE	7120130	90454000	INDIRECT TAX OPS	FIN	1113	Target Corporate Svcs Inc	\$ 1,225.96	8.00%	\$ 98.08	B
FIN_FINTRE	AIRFARE	7120130	90455000	INCOME TAX ADMIN	FIN	1113	Target Corporate Svcs Inc	\$ 660.36	8.00%	\$ 52.83	B
FIN_FINASR	AIRFARE	7120130	93396000	SUPPLY CHAIN AUDIT	FIN	1113	Target Corporate Svcs Inc	\$ 642.34	8.00%	\$ 51.39	B
FIN_FINFPA	TRAVEL EXPENSES	7120140	90404000	FIN BUS INTELLIGENCE	FIN	1113	Target Corporate Svcs Inc	\$ 241.92	8.00%	\$ 19.35	B
FIN_FINOPS_REG	TRAVEL EXPENSES	7120140	90406000	BUS SYSTEMS SERVICES	FIN	1113	Target Corporate Svcs Inc	\$ 892.38	8.00%	\$ 71.39	B
FIN_FINFPA	TRAVEL EXPENSES	7120140	90420000	CORP FIN PLANNING	FIN	1113	Target Corporate Svcs Inc	\$ 676.02	8.00%	\$ 54.08	B
FIN_FINFPA	TRAVEL EXPENSES	7120140	90422000	CCM & TTS FINANCE	FIN	1113	Target Corporate Svcs Inc	\$ 45.00	8.00%	\$ 3.60	B
FIN_FINASR	TRAVEL EXPENSES	7120140	90427000	TECHNOLOGY AUDIT	FIN	1113	Target Corporate Svcs Inc	\$ 1,659.93	8.00%	\$ 132.79	B
FIN_FINFPA	TRAVEL EXPENSES	7120140	90434000	CAPITAL FINANCE	FIN	1113	Target Corporate Svcs Inc	\$ 4,809.49	8.00%	\$ 384.76	B
FIN_FINTRE	TRAVEL EXPENSES	7120140	90448000	TREASURY	FIN	1113	Target Corporate Svcs Inc	\$ 98.38	8.00%	\$ 7.87	B
FIN_FINTRE	TRAVEL EXPENSES	7120140	90452000	HQ RISK MANAGEMENT	FIN	1113	Target Corporate Svcs Inc	\$ 1,496.28	8.00%	\$ 119.70	B
FIN_FINTRE	TRAVEL EXPENSES	7120140	90454000	INDIRECT TAX OPS	FIN	1113	Target Corporate Svcs Inc	\$ 375.30	8.00%	\$ 30.02	B
FIN_FINTRE	TRAVEL EXPENSES	7120140	90455000	INCOME TAX ADMIN	FIN	1113	Target Corporate Svcs Inc	\$ 610.70	8.00%	\$ 48.86	B
FIN_FINASR	TRAVEL EXPENSES	7120140	93396000	SUPPLY CHAIN AUDIT	FIN	1113	Target Corporate Svcs Inc	\$ 294.16	8.00%	\$ 23.53	B
FIN_FINASR	TRAVEL EXPENSES	7120140	93397000	D01 DIR INT AUDIT	FIN	1113	Target Corporate Svcs Inc	\$ 592.18	8.00%	\$ 47.37	B
FIN_FINOPS_REG	MILE/PARK REIMB EXP	7120150	90403000	FIN SYS INTEGRATION	FIN	1113	Target Corporate Svcs Inc	\$ 217.92	8.00%	\$ 17.43	B
FIN_FINOPS_REG	MILE/PARK REIMB EXP	7120150	90406000	BUS SYSTEMS SERVICES	FIN	1113	Target Corporate Svcs Inc	\$ 176.64	8.00%	\$ 14.13	B
FIN_FINOPS	MILE/PARK REIMB EXP	7120150	90408000	SAO CONTROL	FIN	1113	Target Corporate Svcs Inc	\$ 245.13	8.00%	\$ 19.61	B
FIN_FINOPS	MILE/PARK REIMB EXP	7120150	90411000	PAYROLL	FIN	1113	Target Corporate Svcs Inc	\$ 283.88	8.00%	\$ 22.71	B
FIN_FINOPS	MILE/PARK REIMB EXP	7120150	90415000	AP CONTROL	FIN	1113	Target Corporate Svcs Inc	\$ 224.32	8.00%	\$ 17.95	

FIN_FINPA	MILE/PARK REIMB EXP	7120150	90434000	CAPITAL FINANCE	FIN	1113	Target Corporate Svcs Inc	\$ 803.53	8.00%	\$ 64.28	B
FIN_CONTRL	MILE/PARK REIMB EXP	7120150	90447000	INV ACCTG & ANLS DIR	FIN	1113	Target Corporate Svcs Inc	\$ 347.00	8.00%	\$ 27.76	B
FIN_FINTRE	MILE/PARK REIMB EXP	7120150	90448000	TREASURY	FIN	1113	Target Corporate Svcs Inc	\$ 56.00	8.00%	\$ 4.48	B
FIN_FINTRE	MILE/PARK REIMB EXP	7120150	90452000	HQ RISK MANAGEMENT	FIN	1113	Target Corporate Svcs Inc	\$ 311.84	8.00%	\$ 24.95	B
FIN_FINTRE	MILE/PARK REIMB EXP	7120150	90454000	INDIRECT TAX OPS	FIN	1113	Target Corporate Svcs Inc	\$ 65.44	8.00%	\$ 5.24	B
FIN_FINTRE	MILE/PARK REIMB EXP	7120150	90455000	INCOME TAX ADMIN	FIN	1113	Target Corporate Svcs Inc	\$ 118.08	8.00%	\$ 9.45	B
FIN_FINASR	MILE/PARK REIMB EXP	7120150	93396000	SUPPLY CHAIN AUDIT	FIN	1113	Target Corporate Svcs Inc	\$ 42.00	8.00%	\$ 3.36	B
FIN_FINOPS	MILE/PARK REIMB EXP	7120150	93510000	FIN OPS COE	FIN	1113	Target Corporate Svcs Inc	\$ 317.48	8.00%	\$ 25.40	B
FIN_FINTRE	MILE/PARK REIMB EXP	7120150	99346000	INTL INVENTORY ACCTG	FIN	1113	Target Corporate Svcs Inc	\$ 73.50	8.00%	\$ 5.88	B
FIN_FINPA	CAR RENTAL	7120160	90434000	CAPITAL FINANCE	FIN	1113	Target Corporate Svcs Inc	\$ 523.16	8.00%	\$ 41.85	B
FIN_FINTRE	CAR RENTAL	7120160	90452000	HQ RISK MANAGEMENT	FIN	1113	Target Corporate Svcs Inc	\$ 340.85	8.00%	\$ 27.27	B
FIN_FINTRE	CAR RENTAL	7120160	90454000	INDIRECT TAX OPS	FIN	1113	Target Corporate Svcs Inc	\$ 131.20	8.00%	\$ 10.50	B
FIN_FINOPS_REG	FOREIGN AIRFARE	7120170	90406000	BUS SYSTEMS SERVICES	FIN	1113	Target Corporate Svcs Inc	\$ 5,703.38	8.00%	\$ 456.27	B
FIN_FINPA	FOREIGN AIRFARE	7120170	90422000	CCM & TTS FINANCE	FIN	1113	Target Corporate Svcs Inc	\$ 6,940.70	8.00%	\$ 555.26	B
FIN_FINTRE	FOREIGN AIRFARE	7120170	90454000	INDIRECT TAX OPS	FIN	1113	Target Corporate Svcs Inc	\$ 294.20	8.00%	\$ 23.54	B
FIN_FINTRE	FOREIGN AIRFARE	7120170	99346000	INTL INVENTORY ACCTG	FIN	1113	Target Corporate Svcs Inc	-\$ 8,958.64	8.00%	-\$ 716.69	B
FIN_FINOPS_REG	FOREIGN TRAVEL EXP	7120180	90406000	BUS SYSTEMS SERVICES	FIN	1113	Target Corporate Svcs Inc	\$ 4,338.23	8.00%	\$ 347.06	B
FIN_FINPA	FOREIGN TRAVEL EXP	7120180	90422000	CCM & TTS FINANCE	FIN	1113	Target Corporate Svcs Inc	\$ 1,928.60	8.00%	\$ 154.29	B
FIN_FINTRE	FOREIGN TRAVEL EXP	7120180	99346000	INTL INVENTORY ACCTG	FIN	1113	Target Corporate Svcs Inc	\$ 371.19	8.00%	\$ 29.70	B
FIN_FINOPS_REG	FOREIGN MEALS/ENTERT	7120190	90406000	BUS SYSTEMS SERVICES	FIN	1113	Target Corporate Svcs Inc	\$ 1,436.12	8.00%	\$ 114.89	B
FIN_FINPA	FOREIGN MEALS/ENTERT	7120190	90422000	CCM & TTS FINANCE	FIN	1113	Target Corporate Svcs Inc	\$ 191.96	8.00%	\$ 15.36	B
FIN_FINTRE	FOREIGN MEALS/ENTERT	7120190	99346000	INTL INVENTORY ACCTG	FIN	1113	Target Corporate Svcs Inc	\$ 67.16	8.00%	\$ 5.37	B
FIN_FINTRE	SOFTWARE RENTAL	7130130	90455000	INCOME TAX ADMIN	FIN	1113	Target Corporate Svcs Inc	\$ 6,555.95	8.00%	\$ 524.48	B
FIN_FINASR	DATA NETWORK EXPENSE	7140110	90427000	TECHNOLOGY AUDIT	FIN	1113	Target Corporate Svcs Inc	\$ 103.92	8.00%	\$ 8.31	B
FIN_FINPA	DATA NETWORK EXPENSE	7140110	90434000	CAPITAL FINANCE	FIN	1113	Target Corporate Svcs Inc	\$ 130.61	8.00%	\$ 10.45	B
FIN_FINTRE	DATA NETWORK EXPENSE	7140110	90452000	HQ RISK MANAGEMENT	FIN	1113	Target Corporate Svcs Inc	\$ 93.95	8.00%	\$ 7.52	B
FIN_FINTRE	DATA NETWORK EXPENSE	7140110	90455000	INCOME TAX ADMIN	FIN	1113	Target Corporate Svcs Inc	\$ 10.99	8.00%	\$ 0.88	B
FIN_FINPA	LOC TEL USAGE EXP	7140130	90422000	CCM & TTS FINANCE	FIN	1113	Target Corporate Svcs Inc	\$ 0.17	8.00%	\$ 0.01	B
FIN_FINPA	CELL PHONE EXPENSE	7140140	90134000	MARKETING FINANCE	FIN	1113	Target Corporate Svcs Inc	\$ 224.09	8.00%	\$ 17.93	B
FIN_FINOPS_REG	CELL PHONE EXPENSE	7140140	90403000	FIN SYS INTEGRATION	FIN	1113	Target Corporate Svcs Inc	\$ 1,357.87	8.00%	\$ 108.61	B
FIN_FINPA	CELL PHONE EXPENSE	7140140	90404000	FIN BUS INTELLIGENCE	FIN	1113	Target Corporate Svcs Inc	\$ 814.56	8.00%	\$ 65.16	B
FIN_FINOPS_REG	CELL PHONE EXPENSE	7140140	90406000	BUS SYSTEMS SERVICES	FIN	1113	Target Corporate Svcs Inc	\$ 620.91	8.00%	\$ 49.67	B
FIN_FINOPS	CELL PHONE EXPENSE	7140140	90408000	SAO CONTROL	FIN	1113	Target Corporate Svcs Inc	\$ 48.19	8.00%	\$ 3.86	B
FIN_FINOPS	CELL PHONE EXPENSE	7140140	90411000	PAYROLL	FIN	1113	Target Corporate Svcs Inc	\$ 121.69	8.00%	\$ 9.74	B
FIN_FINOPS	CELL PHONE EXPENSE	7140140	90415000	AP CONTROL	FIN	1113	Target Corporate Svcs Inc	\$ 226.89	8.00%	\$ 18.15	B
FIN_FINOPS	CELL PHONE EXPENSE	7140140	90416000	NONMERCHANT PAYABLES	FIN	1113	Target Corporate Svcs Inc	\$ 60.20	8.00%	\$ 4.82	B
FIN_FINOPS	CELL PHONE EXPENSE	7140140	90417000	MERCHANDISE PAYABLES	FIN	1113	Target Corporate Svcs Inc	\$ 137.41	8.00%	\$ 10.99	B
FIN_FINPA	CELL PHONE EXPENSE	7140140	90420000	CORP FIN PLANNING	FIN	1113	Target Corporate Svcs Inc	\$ 106.19	8.00%	\$ 8.50	B
FIN_FINPA	CELL PHONE EXPENSE	7140140	90422000	CCM & TTS FINANCE	FIN	1113	Target Corporate Svcs Inc	\$ 741.39	8.00%	\$ 59.31	B
FIN_FINASR	CELL PHONE EXPENSE	7140140	90427000	TECHNOLOGY AUDIT	FIN	1113	Target Corporate Svcs Inc	\$ 55.64	8.00%	\$ 4.45	B
FIN_FINPA	CELL PHONE EXPENSE	7140140	90434000	CAPITAL FINANCE	FIN	1113	Target Corporate Svcs Inc	\$ 1,986.13	8.00%	\$ 158.89	B
FIN_CONTRL	CELL PHONE EXPENSE	7140140	90439000	FIN REPORTING	FIN	1113	Target Corporate Svcs Inc	\$ 227.49	8.00%	\$ 18.20	B
FIN_CONTRL	CELL PHONE EXPENSE	7140140	90442000	PROPERTY ACCTG	FIN	1113	Target Corporate Svcs Inc	\$ 260.02	8.00%	\$ 20.80	B
FIN_CONTRL	CELL PHONE EXPENSE	7140140	90447000	INV ACCTG & ANLS DIR	FIN	1113	Target Corporate Svcs Inc	\$ 180.78	8.00%	\$ 14.46	B
FIN_FINTRE	CELL PHONE EXPENSE	7140140	90448000	TREASURY	FIN	1113	Target Corporate Svcs Inc	\$ 388.11	8.00%	\$ 31.05	B
FIN_FINTRE	CELL PHONE EXPENSE	7140140	90452000	HQ RISK MANAGEMENT	FIN	1113	Target Corporate Svcs Inc	\$ 931.00	8.00%	\$ 74.48	B
FIN_FINTRE	CELL PHONE EXPENSE	7140140	90454000	INDIRECT TAX OPS	FIN	1113	Target Corporate Svcs Inc	\$ 412.60	8.00%	\$ 33.01	B
FIN_FINTRE	CELL PHONE EXPENSE	7140140	90455000	INCOME TAX ADMIN	FIN	1113	Target Corporate Svcs Inc	\$ 349.92	8.00%	\$ 27.99	B
FIN_FINASR	CELL PHONE EXPENSE	7140140	93393000	DO2 DIR INT AUDIT	FIN	1113	Target Corporate Svcs Inc	\$ 180.11	8.00%	\$ 14.41	B
FIN_FINASR	CELL PHONE EXPENSE	7140140	93397000	DO1 DIR INT AUDIT	FIN	1113	Target Corporate Svcs Inc	\$ 103.19	8.00%	\$ 8.26	B
FIN_FINOPS	CELL PHONE EXPENSE	7140140	93510000	FIN OPS COE	FIN	1113	Target Corporate Svcs Inc	\$ 236.36	8.00%	\$ 18.91	B
FIN_FINTRE	CELL PHONE EXPENSE	7140140	99346000	INTL INVENTORY ACCTG	FIN	1113	Target Corporate Svcs Inc	\$ 60.20	8.00%	\$ 4.82	B
FIN_FINASR	TELECOM MAINTENANCE	7140150	90427000	TECHNOLOGY AUDIT	FIN	1113	Target Corporate Svcs Inc	\$ 44.12	8.00%	\$ 3.53	B
FIN_FINOPS	LICENCE/FEE/OTHTAXES	7163210	90408000	SAO CONTROL	FIN	1113	Target Corporate Svcs Inc	\$ 112.00	8.00%	\$ 8.96	B
FIN_FINOPS	LICENCE/FEE/OTHTAXES	7163210	90411000	PAYROLL	FIN	1113	Target Corporate Svcs Inc	\$ 75.00	8.00%	\$ 6.00	B
FIN_FINASR	LICENCE/FEE/OTHTAXES	7163210	90427000	TECHNOLOGY AUDIT	FIN	1113	Target Corporate Svcs Inc	\$ 215.00	8.00%	\$ 17.20	B
FIN_CONTRL	LICENCE/FEE/OTHTAXES	7163210	90439000	FIN REPORTING	FIN	1113	Target Corporate Svcs Inc	\$ 336.00	8.00%	\$ 26.88	B
FIN_FINTRE	LICENCE/FEE/OTHTAXES	7163210	90452000	HQ RISK MANAGEMENT	FIN	1113	Target Corporate Svcs Inc	\$ 175.00	8.00%	\$ 14.00	B
FIN_FINTRE	LICENCE/FEE/OTHTAXES	7163210	90454000	INDIRECT TAX OPS	FIN	1113	Target Corporate Svcs Inc	\$ 224.00	8.00%	\$ 17.92	B
FIN_FINASR	LICENCE/FEE/OTHTAXES	7163210	93393000	DO2 DIR INT AUDIT	FIN	1113	Target Corporate Svcs Inc	\$ 372.00	8.00%	\$ 29.76	B
FIN_FINOPS	OTHER EXPENSE	7192110	90408000	SAO CONTROL	FIN	1113	Target Corporate Svcs Inc	\$ 255.43	8.00%	\$ 20.43	B
FIN_FINOPS	OTHER INCOME	7192200	90411000	PAYROLL	FIN	1113	Target Corporate Svcs Inc	-\$ 4,407.00	8.00%	-\$ 352.60	B
FIN_FINOPS_REG	CNTRL INTRA/C CHRG	7210135	90403000	FIN SYS INTEGRATION	FIN	1113	Target Corporate Svcs Inc	\$ 11.25	8.00%	\$ 0.90	B
FIN_FINOPS_REG	CNTRL INTRA/C CHRG	7210135	90406000	BUS SYSTEMS SERVICES	FIN	1113	Target Corporate Svcs Inc	\$ 13.40	8.00%	\$ 1.07	B
FIN_FINOPS	CNTRL INTRA/C CHRG	7210135	90411000	PAYROLL	FIN	1113	Target Corporate Svcs Inc	\$ 2,504.27	8.00%	\$ 200.34	B
FIN_FINOPS	CNTRL INTRA/C CHRG	7210135	90417000	MERCHANDISE PAYABLES	FIN	1113	Target Corporate Svcs Inc	\$ 4,740.85	8.00%	\$ 379.27	B
FIN_FINPA	CNTRL INTRA/C CHRG	7210135	90434000	CAPITAL FINANCE	FIN	1113	Target Corporate Svcs Inc	\$ 69.45	8.00%	\$ 5.56	B
FIN_FINTRE	CNTRL INTRA/C CHRG	7210135	90454000	INDIRECT TAX OPS	FIN	1113	Target Corporate Svcs Inc	\$ 1.50	8.00%	\$ 0.12	B
FIN_FINASR	CNTRL INTRA/C CHRG	7210135	93393000	DO2 DIR INT AUDIT	FIN	1113	Target Corporate Svcs Inc	\$ 14.38	8.00%	\$ 1.15	B
FIN_FINOPS	CNTRL INTRA/C CHRG	7210135	93510000	FIN OPS COE	FIN	1113	Target Corporate Svcs Inc	\$ 2.55	8.00%	\$ 0.20	B
FIN_FINPA	INTRA CO CHARGEOUT	7210140	90134000	MARKETING FINANCE	FIN	1113	Target Corporate Svcs Inc	-\$ 23,788.46	8.00%	-\$ 1,903.08	B
FIN_FINPA	IC CHARGEOUT	7220110	90404000	FIN BUS INTELLIGENCE	FIN	1113	Target Corporate Svcs Inc	\$ 52.05	8.00%	\$ 4.16	B
FIN_FINOPS	IC CHARGEOUT	7220110	90411000	PAYROLL	FIN	1113	Target Corporate Svcs Inc	\$ 111.14	8.00%	\$ 8.89	B
FRS_CONCTR_TMCC_TRAV	MISC BENEFITS EXP	7021270	90413000	TRAVEL SERVICES	FRS	1113	Target Corporate Svcs Inc	\$ 125.43	15.00%	\$ 19.44	A
FRS_SHRDSV_BI	MISC BENEFITS EXP	7021270	90689000	BI REPORTING	FRS	1113	Target Corporate Svcs Inc	\$ 108.06	15.00%	\$ 16.75	A
FRS_CONCTR_CCSS	MISC BENEFITS EXP	7021270	90693000	GLOBAL OPS TCW	FRS	1113	Target Corporate Svcs Inc	-\$ 195.34	15.00%	-\$ 30.28	A
FRS_CONCTR_CCSS	MISC BENEFITS EXP	7021270	90695000	VOICE OF GUEST TCW	FRS	1113	Target Corporate Svcs Inc	\$ 80.24	15.00%	\$ 12.44	A
FRS_SHRDSV_SVCPD	MISC BENEFITS EXP	7021270	90699000	BUS SYS OPERATIONS	FRS	1113	Target Corporate Svcs Inc	\$ 226.67	15.00%	\$ 35.13	A
FRS_CONCTR_CCSS	MISC BENEFITS EXP	7021270	90705000	WORKFORCE MGMT TCW	FRS	1113	Target Corporate Svcs Inc	\$ 145.15	15.00%	\$ 22.50	A
FRS_SHRDSV_SVCPD	MISC BENEFITS EXP	7021270	90714000	BUS SYS PARTNER	FRS	1113	Target Corporate Svcs Inc	\$ 207.57	15.00%	\$ 32.17	A
FRS_SHRDSV_FINBSACCT	MISC BENEFITS EXP	7021270	90784000	RBS	FRS	1113	Target Corporate Svcs Inc	\$ 25.78	15.00%	\$ 4.00	A
FRS_CONCTR_TMCC_FMOO	MISC BENEFITS EXP	7021270	92218000	FMOO LDRSHIP SUPPORT	FRS	1113	Target Corporate Svcs Inc	\$ 591.92	15.00%	\$ 91.75	A
FRS_CONCTR_TMCC_FMOO	MISC BENEFITS EXP	7021270	92219000	FMOO CONTACT CTR	FRS	1113	Target Corporate Svcs Inc	\$ 152.44	15.00%	\$ 23.63	A
FRS_CONCTR_CCSS	OFFICE SUPPLIES	7040110	90693000	GLOBAL OPS TCW	FRS	1113	Target Corporate Svcs Inc	\$ 14.45	15.00%	\$ 2.24	A
FRS_SHRDSV_SVCPD	OFFICE SUPPLIES	7040110	90699000	BUS SYS OPERATIONS	FRS	1113	Target Corporate Svcs Inc	\$ 90.70	15.00%	\$ 14.06	B
FRS_SHRDSV_SVCPD	OFFICE SUPPLIES	7040110	90714000	BUS SYS PARTNER	FRS	1113	Target Corporate Svcs Inc	\$ 23.41	15.00%	\$ 3.63	B
FRS_SHRDSV_FINBSFIN	OFFICE SUPPLIES	7040110	90724000	FIN PLNG & ANLS	FRS	1113	Target Corporate Svcs Inc	\$ 39.20	15.00%	\$ 6.08	B
FRS_SHRDSV_FINBSACCT	OFFICE SUPPLIES	7040110	90784000	RBS	FRS	1113	Target Corporate Svcs Inc	\$ 68.39	15.00%	\$ 10.60	B
FRS_CONCTR_TMCC_FMOO	OFFICE SUPPLIES	7040110	92218000	FMOO LDRSHIP SUPPORT	FRS	1113	Target Corporate Svcs Inc	\$ 136.74	15.00%	\$ 21.19	B
FRS_CONCTR_TMCC_FMOO	OFFICE SUPPLIES	7040110	92219000	FMOO CONTACT CTR	FRS	1113	Target Corporate Svcs Inc	\$ 428.51	15.00%	\$ 66.42	B
FRS_SHRDSV_SVCPD	SAMPLES EXPENSE	7040190	90677000	PD PLANNING ADMIN	FRS	1113	Target Corporate Svcs Inc	\$ 16.08	15.00%	\$ 2.49	B
FRS_SHRDSV_SVCPD	EQUIPMENT EXPENSE	7040260	90699000	BUS SYS OPERATIONS	FRS	1113	Target Corporate Svcs Inc	\$ 9.99	15.00%	\$ 1.55	B
FRS_CONCTR_CCSS	EQUIPMENT EXPENSE	7040260	90705000	WORKFORCE MGMT TCW	FRS	1113	Target Corporate Svcs Inc	\$ 81.72	15.00%	\$ 12.67	B
FRS_CONCTR_TMCC_TRAV	POSTAGE	7062180	90413000	TRAVEL SERVICES	FRS	1113	Target Corporate Svcs Inc	\$ 0.69	15.00%	\$ 0.11	B
FRS_SHRDSV_SVCPD	POSTAGE	7062180	90677000	PD PLANNING ADMIN	FRS	1113	Target Corporate Svcs Inc	\$ 223.38	15.00%	\$ 34.62	B
FRS_CONCTR_CCSS	POSTAGE	7062180	90693000	GLOBAL OPS TCW	FRS	1113	Target Corporate Svcs Inc	\$ 61.21	15.00%	\$ 9.49	B
FRS_CONCTR_CCSS	POSTAGE	7062180	90705000	WORKFORCE MGMT TCW	FRS	1113	Target Corporate Svcs Inc	\$ 7.72	15.00%	\$ 1.20	B
FRS_SHRDSV_FINBSACCT	POSTAGE	7062180	90722000	ACCTG & CONTROL	FRS	1113	Target Corporate Svcs Inc	\$ 442.23	15.00%	\$ 68.55	B
FRS_SHRDSV_FINBSFIN	POSTAGE	7062180	90724000	FIN PLNG & ANLS	FRS	1113	Target Corporate Svcs Inc	\$ 32.39	15.00%	\$ 5.02	B
FRS_CONCTR_TMCC_FMOO	POSTAGE	7062180	92219000	FMOO CONTACT CTR	FRS	1113	Target Corporate Svcs Inc	\$ 46.83	15.00%	\$ 7.26	B
FRS_SHRDSV_FINBSFIN	ELECT EQUIP REP EXP	7062240	90724000	FIN PLNG & ANLS	FRS	1113	Target Corporate Svcs Inc	\$ 117.47	15.00%	\$ 18.21	B
FRS_SHRDSV_SVCPD</											



FRS_SHRDSV_FINBSFIN	SEMINARS/CONFERENCES	7080110	90724000	FIN PLNG & ALNS	FRS	1113	Target Corporate Svcs Inc	\$ 45.00	15.50%	\$ 6.98	B
FRS_CONCTR_TMCC_FMOCC	SEMINARS/CONFERENCES	7080110	92219000	FMOC CONTACT CTR	FRS	1113	Target Corporate Svcs Inc	\$ 805.00	15.50%	\$ 124.78	B
FRS_CONCTR_TMCC_TRAV	PROFUES/MEMBER/SUBS	7080130	90413000	TRAVEL SERVICES	FRS	1113	Target Corporate Svcs Inc	\$ 845.00	15.50%	\$ 130.98	B
FRS_SHRDSV_FINBSFIN	PROFUES/MEMBER/SUBS	7080130	90724000	FIN PLNG & ALNS	FRS	1113	Target Corporate Svcs Inc	\$ 382.00	15.50%	\$ 59.21	B
FRS_SHRDSV_FINBSACCT	PROFUES/MEMBER/SUBS	7080130	90764000	RBS	FRS	1113	Target Corporate Svcs Inc	\$ 20,000.00	15.50%	\$ 3,100.00	B
FRS_CONCTR_CCSS	COMMUNITY GIVING 5%	7090130	90695000	VOICE OF GUEST TCW	FRS	1113	Target Corporate Svcs Inc	\$ 503.67	15.50%	\$ 78.07	B
FRS_CONCTR_TMCC_TRAV	RELOCATION EXPENSE	7110110	90413000	TRAVEL SERVICES	FRS	1113	Target Corporate Svcs Inc	\$ 14,445.32	15.50%	\$ 2,239.02	B
FRS_CONCTR_TMCC_TRAV	TM MEALS/ENTERTAINMT	7120110	90413000	TRAVEL SERVICES	FRS	1113	Target Corporate Svcs Inc	\$ 150.00	15.50%	\$ 23.25	B
FRS_SHRDSV_SVCPD	TM MEALS/ENTERTAINMT	7120110	90677000	PD PLANNING ADMIN	FRS	1113	Target Corporate Svcs Inc	\$ 699.35	15.50%	\$ 108.40	B
FRS_SHRDSV_BI	TM MEALS/ENTERTAINMT	7120110	90689000	BI REPORTING	FRS	1113	Target Corporate Svcs Inc	\$ 74.76	15.50%	\$ 11.59	B
FRS_CONCTR_CCSS	TM MEALS/ENTERTAINMT	7120110	90693000	GLOBAL OPS TCW	FRS	1113	Target Corporate Svcs Inc	\$ 66.93	15.50%	\$ 10.37	B
FRS_SHRDSV_SVCPD	TM MEALS/ENTERTAINMT	7120110	90699000	BUS SYS OPERATIONS	FRS	1113	Target Corporate Svcs Inc	\$ 72.12	15.50%	\$ 11.18	B
FRS_CONCTR_CCSS	TM MEALS/ENTERTAINMT	7120110	90705000	WORKFORCE MGMT TCW	FRS	1113	Target Corporate Svcs Inc	\$ 732.41	15.50%	\$ 113.52	B
FRS_CONCTR_CCSS	TM MEALS/ENTERTAINMT	7120110	90707000	KNOWLEDGE & COMMUNIC	FRS	1113	Target Corporate Svcs Inc	\$ 38.75	15.50%	\$ 6.01	B
FRS_SHRDSV_SVCPD	TM MEALS/ENTERTAINMT	7120110	90714000	BUS SYS PARTNER	FRS	1113	Target Corporate Svcs Inc	\$ 437.19	15.50%	\$ 67.76	B
FRS_SHRDSV_FINBSFIN	TM MEALS/ENTERTAINMT	7120110	90724000	FIN PLNG & ALNS	FRS	1113	Target Corporate Svcs Inc	\$ 187.95	15.50%	\$ 29.13	B
FRS_SHRDSV_FINBSACCT	TM MEALS/ENTERTAINMT	7120110	90764000	RBS	FRS	1113	Target Corporate Svcs Inc	\$ 673.91	15.50%	\$ 104.46	B
FRS_SHRDSV_SVCPD	TM MEALS/ENTERTAINMT	7120110	90832000	PD OPERATIONS ADMIN	FRS	1113	Target Corporate Svcs Inc	\$ 175.36	15.50%	\$ 27.18	B
FRS_CONCTR_TMCC_FMOCC	TM MEALS/ENTERTAINMT	7120110	92218000	FMOC LDRSHP SUPPORT	FRS	1113	Target Corporate Svcs Inc	\$ 212.81	15.50%	\$ 32.99	B
FRS_CONCTR_TMCC_FMOCC	TM MEALS/ENTERTAINMT	7120110	92219000	FMOC CONTACT CTR	FRS	1113	Target Corporate Svcs Inc	\$ 1,137.21	15.50%	\$ 176.27	B
FRS_SHRDSV_SVCPD	OTH MEALS/ENTERTAIN	7120120	90677000	PD PLANNING ADMIN	FRS	1113	Target Corporate Svcs Inc	\$ 477.80	15.50%	\$ 74.06	B
FRS_CONCTR_CCSS	OTH MEALS/ENTERTAIN	7120120	90693000	GLOBAL OPS TCW	FRS	1113	Target Corporate Svcs Inc	\$ 996.82	15.50%	\$ 154.51	B
FRS_SHRDSV_SVCPD	OTH MEALS/ENTERTAIN	7120120	90699000	BUS SYS OPERATIONS	FRS	1113	Target Corporate Svcs Inc	\$ 490.52	15.50%	\$ 76.03	B
FRS_SHRDSV_SVCPD	OTH MEALS/ENTERTAIN	7120120	90714000	BUS SYS PARTNER	FRS	1113	Target Corporate Svcs Inc	\$ 178.77	15.50%	\$ 27.71	B
FRS_SHRDSV_FINBSFIN	OTH MEALS/ENTERTAIN	7120120	90724000	FIN PLNG & ALNS	FRS	1113	Target Corporate Svcs Inc	\$ 467.59	15.50%	\$ 72.48	B
FRS_SHRDSV_FINBSACCT	OTH MEALS/ENTERTAIN	7120120	90764000	RBS	FRS	1113	Target Corporate Svcs Inc	\$ 253.70	15.50%	\$ 39.32	B
FRS_SHRDSV_SVCPD	OTH MEALS/ENTERTAIN	7120120	90832000	PD OPERATIONS ADMIN	FRS	1113	Target Corporate Svcs Inc	\$ 40.99	15.50%	\$ 6.35	B
FRS_CONCTR_TMCC_FMOCC	OTH MEALS/ENTERTAIN	7120120	92218000	FMOC LDRSHP SUPPORT	FRS	1113	Target Corporate Svcs Inc	\$ 17.11	15.50%	\$ 2.65	B
FRS_CONCTR_TMCC_TRAV	AIRFARE	7120130	90413000	TRAVEL SERVICES	FRS	1113	Target Corporate Svcs Inc	\$ 150.00	15.50%	\$ 23.25	B
FRS_SHRDSV_SVCPD	AIRFARE	7120130	90677000	PD PLANNING ADMIN	FRS	1113	Target Corporate Svcs Inc	\$ 974.64	15.50%	\$ 151.07	B
FRS_CONCTR_CCSS	AIRFARE	7120130	90693000	GLOBAL OPS TCW	FRS	1113	Target Corporate Svcs Inc	\$ 422.24	15.50%	\$ 65.45	B
FRS_SHRDSV_SVCPD	AIRFARE	7120130	90699000	BUS SYS OPERATIONS	FRS	1113	Target Corporate Svcs Inc	\$ 1,023.50	15.50%	\$ 158.64	B
FRS_SHRDSV_SVCPD	AIRFARE	7120130	90714000	BUS SYS PARTNER	FRS	1113	Target Corporate Svcs Inc	\$ 597.32	15.50%	\$ 92.58	B
FRS_SHRDSV_FINBSFIN	AIRFARE	7120130	90724000	FIN PLNG & ALNS	FRS	1113	Target Corporate Svcs Inc	\$ 1,111.22	15.50%	\$ 172.24	B
FRS_SHRDSV_FINBSACCT	AIRFARE	7120130	90764000	RBS	FRS	1113	Target Corporate Svcs Inc	\$ 1,460.52	15.50%	\$ 226.38	B
FRS_CONCTR_TMCC_FMOCC	AIRFARE	7120130	92218000	FMOC LDRSHP SUPPORT	FRS	1113	Target Corporate Svcs Inc	\$ 1,440.24	15.50%	\$ 223.24	B
FRS_CONCTR_TMCC_TRAV	TRAVEL EXPENSES	7120140	90413000	TRAVEL SERVICES	FRS	1113	Target Corporate Svcs Inc	\$ 1,973.39	15.50%	\$ 305.88	B
FRS_SHRDSV_SVCPD	TRAVEL EXPENSES	7120140	90677000	PD PLANNING ADMIN	FRS	1113	Target Corporate Svcs Inc	\$ 3,356.04	15.50%	\$ 520.19	B
FRS_CONCTR_CCSS	TRAVEL EXPENSES	7120140	90693000	GLOBAL OPS TCW	FRS	1113	Target Corporate Svcs Inc	\$ 2,235.43	15.50%	\$ 346.49	B
FRS_SHRDSV_SVCPD	TRAVEL EXPENSES	7120140	90699000	BUS SYS OPERATIONS	FRS	1113	Target Corporate Svcs Inc	\$ 502.61	15.50%	\$ 77.90	B
FRS_CONCTR_CCSS	TRAVEL EXPENSES	7120140	90707000	KNOWLEDGE & COMMUNIC	FRS	1113	Target Corporate Svcs Inc	\$ 350.28	15.50%	\$ 54.29	B
FRS_SHRDSV_SVCPD	TRAVEL EXPENSES	7120140	90714000	BUS SYS PARTNER	FRS	1113	Target Corporate Svcs Inc	\$ 937.59	15.50%	\$ 145.33	B
FRS_SHRDSV_FINBSACCT	TRAVEL EXPENSES	7120140	90722000	ACCTG & CONTROL	FRS	1113	Target Corporate Svcs Inc	\$ 822.32	15.50%	\$ 127.46	B
FRS_SHRDSV_FINBSFIN	TRAVEL EXPENSES	7120140	90724000	FIN PLNG & ALNS	FRS	1113	Target Corporate Svcs Inc	\$ 414.78	15.50%	\$ 64.29	B
FRS_SHRDSV_FINBSACCT	TRAVEL EXPENSES	7120140	90764000	RBS	FRS	1113	Target Corporate Svcs Inc	\$ 3,098.73	15.50%	\$ 480.30	B
FRS_SHRDSV_SVCPD	TRAVEL EXPENSES	7120140	90832000	PD OPERATIONS ADMIN	FRS	1113	Target Corporate Svcs Inc	\$ 534.82	15.50%	\$ 82.90	B
FRS_CONCTR_TMCC_FMOCC	TRAVEL EXPENSES	7120140	92218000	FMOC LDRSHP SUPPORT	FRS	1113	Target Corporate Svcs Inc	\$ 390.54	15.50%	\$ 60.53	B
FRS_CONCTR_TMCC_TRAV	MILE/PARK REIMB EXP	7120150	90413000	TRAVEL SERVICES	FRS	1113	Target Corporate Svcs Inc	\$ 102.00	15.50%	\$ 15.81	B
FRS_SHRDSV_SVCPD	MILE/PARK REIMB EXP	7120150	90677000	PD PLANNING ADMIN	FRS	1113	Target Corporate Svcs Inc	\$ 520.00	15.50%	\$ 80.60	B
FRS_SHRDSV_BI	MILE/PARK REIMB EXP	7120150	90689000	BI REPORTING	FRS	1113	Target Corporate Svcs Inc	\$ 25.00	15.50%	\$ 3.88	B
FRS_CONCTR_CCSS	MILE/PARK REIMB EXP	7120150	90693000	GLOBAL OPS TCW	FRS	1113	Target Corporate Svcs Inc	\$ 757.94	15.50%	\$ 117.48	B
FRS_CONCTR_CCSS	MILE/PARK REIMB EXP	7120150	90695000	VOICE OF GUEST TCW	FRS	1113	Target Corporate Svcs Inc	\$ 52.13	15.50%	\$ 8.08	B
FRS_SHRDSV_SVCPD	MILE/PARK REIMB EXP	7120150	90699000	BUS SYS OPERATIONS	FRS	1113	Target Corporate Svcs Inc	\$ 129.56	15.50%	\$ 20.08	B
FRS_CONCTR_CCSS	MILE/PARK REIMB EXP	7120150	90705000	WORKFORCE MGMT TCW	FRS	1113	Target Corporate Svcs Inc	\$ 56.32	15.50%	\$ 8.73	B
FRS_CONCTR_CCSS	MILE/PARK REIMB EXP	7120150	90707000	KNOWLEDGE & COMMUNIC	FRS	1113	Target Corporate Svcs Inc	\$ 88.86	15.50%	\$ 13.77	B
FRS_SHRDSV_SVCPD	MILE/PARK REIMB EXP	7120150	90714000	BUS SYS PARTNER	FRS	1113	Target Corporate Svcs Inc	\$ 193.76	15.50%	\$ 30.03	B
FRS_SHRDSV_FINBSACCT	MILE/PARK REIMB EXP	7120150	90722000	ACCTG & CONTROL	FRS	1113	Target Corporate Svcs Inc	\$ 70.00	15.50%	\$ 10.85	B
FRS_SHRDSV_FINBSFIN	MILE/PARK REIMB EXP	7120150	90724000	FIN PLNG & ALNS	FRS	1113	Target Corporate Svcs Inc	\$ 220.00	15.50%	\$ 34.10	B
FRS_SHRDSV_FINBSACCT	MILE/PARK REIMB EXP	7120150	90764000	RBS	FRS	1113	Target Corporate Svcs Inc	\$ 295.00	15.50%	\$ 45.73	B
FRS_SHRDSV_SVCPD	MILE/PARK REIMB EXP	7120150	90832000	PD OPERATIONS ADMIN	FRS	1113	Target Corporate Svcs Inc	\$ 328.44	15.50%	\$ 50.91	B
FRS_CONCTR_TMCC_FMOCC	MILE/PARK REIMB EXP	7120150	92218000	FMOC LDRSHP SUPPORT	FRS	1113	Target Corporate Svcs Inc	\$ 83.00	15.50%	\$ 12.87	B
FRS_CONCTR_TMCC_FMOCC	MILE/PARK REIMB EXP	7120150	92219000	FMOC CONTACT CTR	FRS	1113	Target Corporate Svcs Inc	\$ 26.88	15.50%	\$ 4.17	B
FRS_SHRDSV_SVCPD	MILE/PARK REIMB EXP	7120150	93478000	FRS CANADA ADMIN	FRS	1113	Target Corporate Svcs Inc	\$ 6.75	15.50%	\$ 1.05	B
FRS_SHRDSV_SVCPD	CAR RENTAL	7120160	90677000	PD PLANNING ADMIN	FRS	1113	Target Corporate Svcs Inc	\$ 1,777.49	15.50%	\$ 275.51	B
FRS_CONCTR_CCSS	CAR RENTAL	7120160	90693000	GLOBAL OPS TCW	FRS	1113	Target Corporate Svcs Inc	\$ 555.61	15.50%	\$ 86.12	B
FRS_SHRDSV_SVCPD	CAR RENTAL	7120160	90699000	BUS SYS OPERATIONS	FRS	1113	Target Corporate Svcs Inc	\$ 181.60	15.50%	\$ 28.15	B
FRS_SHRDSV_SVCPD	CAR RENTAL	7120160	90714000	BUS SYS PARTNER	FRS	1113	Target Corporate Svcs Inc	\$ 211.28	15.50%	\$ 32.75	B
FRS_SHRDSV_FINBSACCT	CAR RENTAL	7120160	90722000	ACCTG & CONTROL	FRS	1113	Target Corporate Svcs Inc	\$ 151.44	15.50%	\$ 23.47	B
FRS_SHRDSV_SVCPD	CAR RENTAL	7120160	90832000	PD OPERATIONS ADMIN	FRS	1113	Target Corporate Svcs Inc	\$ 143.23	15.50%	\$ 22.20	B
FRS_CONCTR_TMCC_TRAV	FOREIGN AIRFARE	7120170	90413000	TRAVEL SERVICES	FRS	1113	Target Corporate Svcs Inc	\$ 571.50	15.50%	\$ 88.58	B
FRS_SHRDSV_SVCPD	FOREIGN AIRFARE	7120170	90677000	PD PLANNING ADMIN	FRS	1113	Target Corporate Svcs Inc	\$ 1,626.85	15.50%	\$ 252.16	B
FRS_CONCTR_CCSS	FOREIGN AIRFARE	7120170	90693000	GLOBAL OPS TCW	FRS	1113	Target Corporate Svcs Inc	\$ 17,549.52	15.50%	\$ 2,720.18	B
FRS_CONCTR_CCSS	FOREIGN AIRFARE	7120170	90695000	VOICE OF GUEST TCW	FRS	1113	Target Corporate Svcs Inc	\$ 6,621.60	15.50%	\$ 1,026.35	B
FRS_CONCTR_CCSS	FOREIGN AIRFARE	7120170	90707000	KNOWLEDGE & COMMUNIC	FRS	1113	Target Corporate Svcs Inc	\$ 9,221.80	15.50%	\$ 1,429.38	B
FRS_CONCTR_TMCC_TRAV	FOREIGN TRAVEL EXP	7120180	90413000	TRAVEL SERVICES	FRS	1113	Target Corporate Svcs Inc	\$ 3,188.55	15.50%	\$ 494.23	B
FRS_CONCTR_CCSS	FOREIGN TRAVEL EXP	7120180	90693000	GLOBAL OPS TCW	FRS	1113	Target Corporate Svcs Inc	\$ 10,339.51	15.50%	\$ 1,602.62	B
FRS_CONCTR_CCSS	FOREIGN TRAVEL EXP	7120180	90695000	VOICE OF GUEST TCW	FRS	1113	Target Corporate Svcs Inc	\$ 290.70	15.50%	\$ 45.06	B
FRS_SHRDSV_FINBSACCT	FOREIGN TRAVEL EXP	7120180	90764000	RBS	FRS	1113	Target Corporate Svcs Inc	\$ 909.54	15.50%	\$ 140.98	B
FRS_CONCTR_TMCC_TRAV	FOREIGN MEALS/ENTERT	7120190	90413000	TRAVEL SERVICES	FRS	1113	Target Corporate Svcs Inc	\$ 304.97	15.50%	\$ 47.27	B
FRS_CONCTR_CCSS	FOREIGN MEALS/ENTERT	7120190	90693000	GLOBAL OPS TCW	FRS	1113	Target Corporate Svcs Inc	\$ 1,445.24	15.50%	\$ 224.01	B
FRS_SHRDSV_FINBSACCT	FOREIGN MEALS/ENTERT	7120190	90764000	RBS	FRS	1113	Target Corporate Svcs Inc	\$ 45.15	15.50%	\$ 7.00	B
FRS_CONCTR_TMCC_TRAV	DATA NETWORK EXPENSE	7140110	90413000	TRAVEL SERVICES	FRS	1113	Target Corporate Svcs Inc	\$ 85.57	15.50%	\$ 13.26	B
FRS_SHRDSV_SVCPD	DATA NETWORK EXPENSE	7140110	90677000	PD PLANNING ADMIN	FRS	1113	Target Corporate Svcs Inc	\$ 15.83	15.50%	\$ 2.45	B
FRS_CONCTR_CCSS	DATA NETWORK EXPENSE	7140110	90693000	GLOBAL OPS TCW	FRS	1113	Target Corporate Svcs Inc	\$ 74,044.20	15.50%	\$ 11,476.85	B
FRS_SHRDSV_FINBSACCT	DATA NETWORK EXPENSE	7140110	90764000	RBS	FRS	1113	Target Corporate Svcs Inc	\$ 14.95	15.50%	\$ 2.32	B
FRS_CONCTR_CCSS	LOC TEL USAGE EXP	7140130	90693000	GLOBAL OPS TCW	FRS	1113	Target Corporate Svcs Inc	\$ 9,207.06	15.50%	\$ 1,427.09	B
FRS_SHRDSV_SVCPD	LOC TEL USAGE EXP	7140130	90699000	BUS SYS OPERATIONS	FRS	1113	Target Corporate Svcs Inc	\$ 13.94	15.50%	\$ 2.16	B
FRS_CONCTR_TMCC_TRAV	CELL PHONE EXPENSE	7140140	90413000	TRAVEL SERVICES	FRS	1113	Target Corporate Svcs Inc	\$ 58.95	15.50%	\$ 9.14	B
FRS_SHRDSV_SVCPD	CELL PHONE EXPENSE	7140140	90677000	PD PLANNING ADMIN	FRS	1113	Target Corporate Svcs Inc	\$ 56.60	15.50%	\$ 8.77	B
FRS_SHRDSV_BI	CELL PHONE EXPENSE	7140140	90689000	BI REPORTING	FRS	1113	Target Corporate Svcs Inc	\$ 60.20	15.50%	\$ 9.33	B
FRS_CONCTR_CCSS	CELL PHONE EXPENSE	7140140	90693000	GLOBAL OPS TCW	FRS	1113	Target Corporate Svcs Inc	\$ 144.51	15.50%	\$ 22.40	B
FRS_SHRDSV_SVCPD	CELL PHONE EXPENSE	7140140	90699000	BUS SYS OPERATIONS	FRS	1113	Target Corporate Svcs Inc	\$ 522.24	15.50%	\$ 80.95	B
FRS_CONCTR_CCSS	CELL PHONE EXPENSE	7140140	90705000	WORKFORCE MGMT TCW	FRS	1113	Target Corporate Svcs Inc	\$ 120.57	15.50%	\$ 18.69	B
FRS_SHRDSV_SVCPD	CELL PHONE EXPENSE	7140140	90714000	BUS SYS PARTNER	FRS	1113	Target Corporate Svcs Inc	\$ 306.52	15.50%	\$ 47.51	B
FRS_SHRDSV_FINBSFIN	CELL PHONE EXPENSE	7140140	90724000	FIN PLNG & ALNS	FRS	1113	Target Corporate Svcs Inc	\$ 670.15	15.50%	\$ 103.87	B
FRS_SHRDSV_FINBSACCT	CELL PHONE EXPENSE	7140140	90764000	RBS	FRS	1113	Target Corporate Svcs Inc	\$ 1,			

FRS_CONCTR_TMCCD_TRAV	OTHER INCOME	7192200	90413000	TRAVEL SERVICES	FRS	1113	Target Corporate Svcs Inc	-\$ 1,152,775.00	15.50%	-\$ 178,680.13	B
FRS_SHRDSV_SVCPD	INTRA CO CHARGEOUT	7210140	90677000	PD PLANNING ADMIN	FRS	1113	Target Corporate Svcs Inc	\$ 1.50	15.50%	\$ 0.23	B
FRS_CONCTR_CCSS	INTRA CO CHARGEOUT	7210140	90693000	GLOBAL OPS TOW	FRS	1113	Target Corporate Svcs Inc	\$ 36.36	15.50%	\$ 5.64	B
FRS_SHRDSV_FINBSFIN	INTRA CO CHARGEOUT	7210140	90724000	FIN PLNG & ALNS	FRS	1113	Target Corporate Svcs Inc	\$ 203.60	15.50%	\$ 31.56	B
OIE_LAWEXP_PR	PAYROLL ADJUSTMENTS	7010300	90032000	REAL ESTATE	LAW	1113	Target Corporate Svcs Inc	-\$ 102,765.00	13.26%	-\$ 13,630.50	A
OIE_HQCS_NP	MISC BENEFITS EXP	7021270	90021000	ENTERPRISE SEC SOLNS	LAW	1113	Target Corporate Svcs Inc	\$ 178.56	13.26%	\$ 23.68	A
OIE_LAWEXP_NP	MISC BENEFITS EXP	7021270	90286000	OPERATIONS INTL	LAW	1113	Target Corporate Svcs Inc	\$ 122.66	13.26%	\$ 16.27	A
OIE_HQCS_NP	OFFICE SUPPLIES	7040110	90021000	ENTERPRISE SEC SOLNS	LAW	1113	Target Corporate Svcs Inc	\$ 13,319.94	13.26%	\$ 1,766.72	B
OIE_LAWEXP_NP	OFFICE SUPPLIES	7040110	90286000	OPERATIONS INTL	LAW	1113	Target Corporate Svcs Inc	\$ 75.06	13.26%	\$ 9.96	B
OIE_HQCS_NP	OPERATING SUPPLIES	7040220	90021000	ENTERPRISE SEC SOLNS	LAW	1113	Target Corporate Svcs Inc	\$ 339.26	13.26%	\$ 45.00	B
OIE_CCE	OPERATING SUPPLIES	7040220	93241000	CC AND E	LAW	1113	Target Corporate Svcs Inc	\$ 19.96	13.26%	\$ 2.65	B
OIE_HQCS_NP	EQUIPMENT EXPENSE	7040260	90021000	ENTERPRISE SEC SOLNS	LAW	1113	Target Corporate Svcs Inc	\$ 516.25	13.26%	\$ 68.47	B
OIE_HQCS_NP	OPER EQUIPMENT SUPPL	7040290	90021000	ENTERPRISE SEC SOLNS	LAW	1113	Target Corporate Svcs Inc	\$ 605.28	13.26%	\$ 67.02	B
OIE_LAWEXP_NP	POSTAGE	7062180	90032000	REAL ESTATE	LAW	1113	Target Corporate Svcs Inc	\$ 25.39	13.26%	\$ 3.37	B
OIE_LAWEXP_NP	POSTAGE	7062180	90286000	OPERATIONS INTL	LAW	1113	Target Corporate Svcs Inc	\$ 3.63	13.26%	\$ 0.48	B
OIE_CCE	POSTAGE	7062180	93241000	CC AND E	LAW	1113	Target Corporate Svcs Inc	\$ 57.12	13.26%	\$ 7.58	B
OIE_CCE	OTHER SERVC PURCH	7062420	93241000	CC AND E	LAW	1113	Target Corporate Svcs Inc	\$ 44,000.00	13.26%	\$ 5,836.05	C
OIE_HQCS_NP	SEMINARS/CONFERENCES	7080110	90021000	ENTERPRISE SEC SOLNS	LAW	1113	Target Corporate Svcs Inc	\$ 249.00	13.26%	\$ 33.03	B
OIE_HQCS_NP	TRAINING	7080120	90021000	ENTERPRISE SEC SOLNS	LAW	1113	Target Corporate Svcs Inc	\$ 138.00	13.26%	\$ 18.30	B
OIE_LAWEXP_NP	PROFDUES/MEMBER/SUBS	7080130	90032000	REAL ESTATE	LAW	1113	Target Corporate Svcs Inc	\$ 1,483.00	13.26%	\$ 196.70	B
OIE_LAWEXP_NP	PROFDUES/MEMBER/SUBS	7080130	90286000	OPERATIONS INTL	LAW	1113	Target Corporate Svcs Inc	\$ 20,060.00	13.26%	\$ 2,660.71	B
OIE_CCE	PROFDUES/MEMBER/SUBS	7080130	93241000	CC AND E	LAW	1113	Target Corporate Svcs Inc	\$ 3,307.14	13.26%	\$ 438.65	B
OIE_HQCS_NP	TM MEALS/ENTERTAINMT	7120110	90021000	ENTERPRISE SEC SOLNS	LAW	1113	Target Corporate Svcs Inc	\$ 41.61	13.26%	\$ 5.52	B
OIE_LAWEXP_NP	TM MEALS/ENTERTAINMT	7120110	90032000	REAL ESTATE	LAW	1113	Target Corporate Svcs Inc	\$ 17.28	13.26%	\$ 2.29	B
OIE_LAWEXP_NP	TM MEALS/ENTERTAINMT	7120110	90286000	OPERATIONS INTL	LAW	1113	Target Corporate Svcs Inc	\$ 613.53	13.26%	\$ 81.38	B
OIE_HQCS_NP	OTH MEALS/ENTERTAIN	7120120	90021000	ENTERPRISE SEC SOLNS	LAW	1113	Target Corporate Svcs Inc	\$ 42.91	13.26%	\$ 5.69	B
OIE_LAWEXP_NP	OTH MEALS/ENTERTAIN	7120120	90286000	OPERATIONS INTL	LAW	1113	Target Corporate Svcs Inc	\$ 211.51	13.26%	\$ 28.05	B
OIE_CCE	OTH MEALS/ENTERTAIN	7120120	93241000	CC AND E	LAW	1113	Target Corporate Svcs Inc	\$ 28.67	13.26%	\$ 3.80	B
OIE_HQCS_NP	AIRFARE	7120130	90021000	ENTERPRISE SEC SOLNS	LAW	1113	Target Corporate Svcs Inc	\$ 4,493.95	13.26%	\$ 596.07	B
OIE_LAWEXP_NP	AIRFARE	7120130	90286000	OPERATIONS INTL	LAW	1113	Target Corporate Svcs Inc	\$ 2,600.51	13.26%	\$ 344.93	B
OIE_HQCS_NP	TRAVEL EXPENSES	7120140	90021000	ENTERPRISE SEC SOLNS	LAW	1113	Target Corporate Svcs Inc	\$ 962.42	13.26%	\$ 127.65	B
OIE_LAWEXP_NP	TRAVEL EXPENSES	7120140	90286000	OPERATIONS INTL	LAW	1113	Target Corporate Svcs Inc	\$ 1,393.27	13.26%	\$ 184.80	B
OIE_CCE	TRAVEL EXPENSES	7120140	93241000	CC AND E	LAW	1113	Target Corporate Svcs Inc	\$ 351.04	13.26%	\$ 46.56	B
OIE_HQCS_NP	MILE/PARK REIMB EXP	7120150	90021000	ENTERPRISE SEC SOLNS	LAW	1113	Target Corporate Svcs Inc	\$ 78.62	13.26%	\$ 10.43	B
OIE_LAWEXP_NP	MILE/PARK REIMB EXP	7120150	90286000	OPERATIONS INTL	LAW	1113	Target Corporate Svcs Inc	\$ 40.00	13.26%	\$ 5.31	B
OIE_CCE	MILE/PARK REIMB EXP	7120150	93241000	CC AND E	LAW	1113	Target Corporate Svcs Inc	\$ 458.00	13.26%	\$ 60.75	B
OIE_CCE	FOREIGN AIRFARE	7120170	93241000	CC AND E	LAW	1113	Target Corporate Svcs Inc	-\$ 78.20	13.26%	-\$ 10.37	B
OIE_HQCS_NP	FOREIGN TRAVEL EXP	7120180	90021000	ENTERPRISE SEC SOLNS	LAW	1113	Target Corporate Svcs Inc	\$ 195.00	13.26%	\$ 25.86	B
OIE_CCE	FOREIGN TRAVEL EXP	7120180	93241000	CC AND E	LAW	1113	Target Corporate Svcs Inc	\$ 200.00	13.26%	\$ 26.53	B
OIE_LAWEXP_NP	DATA NETWORK EXPENSE	7140110	90286000	OPERATIONS INTL	LAW	1113	Target Corporate Svcs Inc	\$ 7.53	13.26%	\$ 1.00	B
OIE_CCE	DATA NETWORK EXPENSE	7140110	93241000	CC AND E	LAW	1113	Target Corporate Svcs Inc	\$ 16.95	13.26%	\$ 2.25	B
OIE_HQCS_NP	CELL PHONE EXPENSE	7140140	90021000	ENTERPRISE SEC SOLNS	LAW	1113	Target Corporate Svcs Inc	\$ 1,467.06	13.26%	\$ 194.59	B
OIE_LAWEXP_NP	CELL PHONE EXPENSE	7140140	90032000	REAL ESTATE	LAW	1113	Target Corporate Svcs Inc	\$ 543.81	13.26%	\$ 72.13	B
OIE_LAWEXP_NP	CELL PHONE EXPENSE	7140140	90286000	OPERATIONS INTL	LAW	1113	Target Corporate Svcs Inc	\$ 667.06	13.26%	\$ 88.48	B
OIE_CCE	CELL PHONE EXPENSE	7140140	93241000	CC AND E	LAW	1113	Target Corporate Svcs Inc	\$ 623.31	13.26%	\$ 82.67	B
OIE_HQCS_NP	CNTRL INTRA/C CHRG	7210135	90021000	ENTERPRISE SEC SOLNS	LAW	1113	Target Corporate Svcs Inc	\$ 15.72	13.26%	\$ 2.09	B
OIE_LAWEXP_NP	CNTRL INTRA/C CHRG	7210135	90286000	OPERATIONS INTL	LAW	1113	Target Corporate Svcs Inc	\$ 18.31	13.26%	\$ 2.43	B
OIE_CCE	CNTRL INTRA/C CHRG	7210135	93241000	CC AND E	LAW	1113	Target Corporate Svcs Inc	\$ 21.72	13.26%	\$ 2.88	B
OIE_HQCS_NP	IC CHARGEOUT	7220110	90021000	ENTERPRISE SEC SOLNS	LAW	1113	Target Corporate Svcs Inc	\$ 1,589.25	13.26%	\$ 210.79	B
OIE_CCE	IC CHARGEOUT	7220110	93241000	CC AND E	LAW	1113	Target Corporate Svcs Inc	\$ 85.40	13.26%	\$ 11.33	B
THR_PAYBEN	401K DSPS MATCH EXP	7021160	90606000	FIN BEN & ANALY	THR	1113	Target Corporate Svcs Inc	\$ 191.21	9.15%	\$ 17.49	A
THR_PAYBEN	MISC BENEFITS EXP	7021270	90606000	FIN BEN & ANALY	THR	1113	Target Corporate Svcs Inc	\$ 158.10	9.15%	\$ 14.46	A
THR_ORGEFF_OT	MISC BENEFITS EXP	7021270	90630000	L&D FIELD	THR	1113	Target Corporate Svcs Inc	\$ 84.39	9.15%	\$ 7.72	A
THR_ORGEFF_OT	MISC BENEFITS EXP	7021270	90631000	L&D HQ	THR	1113	Target Corporate Svcs Inc	\$ 97.71	9.15%	\$ 8.94	A
THR_PAYBEN	MISC BENEFITS EXP	7021270	90634000	COMPENSATION	THR	1113	Target Corporate Svcs Inc	\$ 117.86	9.15%	\$ 10.78	A
THR_HROPER	MISC BENEFITS EXP	7021270	90652000	HROC ADMIN PROD CTR	THR	1113	Target Corporate Svcs Inc	\$ 958.47	9.15%	\$ 87.69	A
THR_HROPER	MISC BENEFITS EXP	7021270	90653000	HR PROC & TECH	THR	1113	Target Corporate Svcs Inc	\$ 40.30	9.15%	\$ 3.69	A
THR_PAYBEN	OFFICE SUPPLIES	7040110	90660000	FIN BEN & ANALY	THR	1113	Target Corporate Svcs Inc	\$ 1,967.34	9.15%	\$ 179.99	B
THR_ORGEFF_OT	OFFICE SUPPLIES	7040110	90630000	L&D FIELD	THR	1113	Target Corporate Svcs Inc	\$ 111.66	9.15%	\$ 10.22	B
THR_ORGEFF_OT	OFFICE SUPPLIES	7040110	90631000	L&D HQ	THR	1113	Target Corporate Svcs Inc	\$ 249.01	9.15%	\$ 22.78	B
THR_PAYBEN	OFFICE SUPPLIES	7040110	90634000	COMPENSATION	THR	1113	Target Corporate Svcs Inc	\$ 156.15	9.15%	\$ 14.29	B
THR_HROPER	OFFICE SUPPLIES	7040110	90652000	HROC ADMIN PROD CTR	THR	1113	Target Corporate Svcs Inc	-\$ 89.04	9.15%	-\$ 8.15	B
THR_HROPER	OFFICE SUPPLIES	7040110	90653000	HR PROC & TECH	THR	1113	Target Corporate Svcs Inc	\$ 26.67	9.15%	\$ 2.44	B
THR_ORGEFF_OT	OPERATING SUPPLIES	7040220	90631000	L&D HQ	THR	1113	Target Corporate Svcs Inc	\$ 620.27	9.15%	\$ 47.60	B
THR_PAYBEN	POSTAGE	7062180	90606000	FIN BEN & ANALY	THR	1113	Target Corporate Svcs Inc	\$ 138.42	9.15%	\$ 12.66	B
THR_PAYBEN	POSTAGE	7062180	90634000	COMPENSATION	THR	1113	Target Corporate Svcs Inc	\$ 7.89	9.15%	\$ 0.72	B
THR_HROPER	POSTAGE	7062180	90652000	HROC ADMIN PROD CTR	THR	1113	Target Corporate Svcs Inc	\$ 2,751.34	9.15%	\$ 251.71	B
THR_HROPER	POSTAGE	7062180	90653000	HR PROC & TECH	THR	1113	Target Corporate Svcs Inc	\$ 2,780.26	9.15%	\$ 254.36	B
THR_HROPER	OTHER SERVC PURCH	7062420	90653000	HR PROC & TECH	THR	1113	Target Corporate Svcs Inc	\$ 1,408,354.12	9.15%	\$ 128,846.03	C
THR_PAYBEN	SEMINARS/CONFERENCES	7080110	90660000	FIN BEN & ANALY	THR	1113	Target Corporate Svcs Inc	\$ 8,995.99	9.15%	\$ 740.68	B
THR_PAYBEN	PROFDUES/MEMBER/SUBS	7080130	90660000	FIN BEN & ANALY	THR	1113	Target Corporate Svcs Inc	\$ 8,551.00	9.15%	\$ 782.30	B
THR_HROPER	RECRUITMENT	7100110	90653000	HR PROC & TECH	THR	1113	Target Corporate Svcs Inc	\$ 92,405.97	9.15%	\$ 8,453.90	B
THR_HROPER	TEAM MEM REF BONUS	7100120	90653000	HR PROC & TECH	THR	1113	Target Corporate Svcs Inc	\$ 360.91	9.15%	\$ 33.02	B
THR_PAYBEN	TM MEALS/ENTERTAINMT	7120110	90606000	FIN BEN & ANALY	THR	1113	Target Corporate Svcs Inc	\$ 1,638.37	9.15%	\$ 149.89	B
THR_ORGEFF_OT	TM MEALS/ENTERTAINMT	7120110	90630000	L&D FIELD	THR	1113	Target Corporate Svcs Inc	\$ 34.45	9.15%	\$ 3.15	B
THR_ORGEFF_OT	TM MEALS/ENTERTAINMT	7120110	90631000	L&D HQ	THR	1113	Target Corporate Svcs Inc	\$ 338.48	9.15%	\$ 30.97	B
THR_PAYBEN	TM MEALS/ENTERTAINMT	7120110	90634000	COMPENSATION	THR	1113	Target Corporate Svcs Inc	\$ 562.72	9.15%	\$ 51.48	B
THR_HROPER	TM MEALS/ENTERTAINMT	7120110	90652000	HROC ADMIN PROD CTR	THR	1113	Target Corporate Svcs Inc	\$ 327.38	9.15%	\$ 29.95	B
THR_HROPER	TM MEALS/ENTERTAINMT	7120110	90653000	HR PROC & TECH	THR	1113	Target Corporate Svcs Inc	\$ 249.29	9.15%	\$ 22.81	B
THR_PAYBEN	OTH MEALS/ENTERTAIN	7120120	90606000	FIN BEN & ANALY	THR	1113	Target Corporate Svcs Inc	\$ 331.16	9.15%	\$ 30.30	B
THR_PAYBEN	OTH MEALS/ENTERTAIN	7120120	90634000	COMPENSATION	THR	1113	Target Corporate Svcs Inc	\$ 355.50	9.15%	\$ 32.52	B
THR_PAYBEN	AIRFARE	7120130	90606000	FIN BEN & ANALY	THR	1113	Target Corporate Svcs Inc	\$ 1,216.42	9.15%	\$ 111.29	B
THR_HROPER	AIRFARE	7120130	90653000	HR PROC & TECH	THR	1113	Target Corporate Svcs Inc	\$ 254.57	9.15%	\$ 23.29	B
THR_PAYBEN	TRAVEL EXPENSES	7120140	90606000	FIN BEN & ANALY	THR	1113	Target Corporate Svcs Inc	\$ 1,973.27	9.15%	\$ 180.53	B
THR_PAYBEN	TRAVEL EXPENSES	7120140	90634000	COMPENSATION	THR	1113	Target Corporate Svcs Inc	\$ 20.25	9.15%	\$ 1.85	B
THR_HROPER	TRAVEL EXPENSES	7120140	90652000	HROC ADMIN PROD CTR	THR	1113	Target Corporate Svcs Inc	\$ 6.00	9.15%	\$ 0.55	B
THR_PAYBEN	MILE/PARK REIMB EXP	7120150	90606000	FIN BEN & ANALY	THR	1113	Target Corporate Svcs Inc	\$ 222.00	9.15%	\$ 20.31	B
THR_ORGEFF_OT	MILE/PARK REIMB EXP	7120150	90631000	L&D HQ	THR	1113	Target Corporate Svcs Inc	\$ 336.08	9.15%	\$ 30.75	B
THR_HROPER	MILE/PARK REIMB EXP	7120150	90652000	HROC ADMIN PROD CTR	THR	1113	Target Corporate Svcs Inc	\$ 721.83	9.15%	\$ 66.04	B
THR_HROPER	FOREIGN AIRFARE	7120170	90652000	HROC ADMIN PROD CTR	THR	1113	Target Corporate Svcs Inc	\$ 5,725.30	9.15%	\$ 523.79	B</

THR_HROPER	CNTRL INTRA/C CHRGE	7210135	90653000	HR PROC & TECH	THR	1113	Target Corporate Svcs Inc	\$ 12.39	9.15%	\$ 1.13	B
THR_HROPER	IC CHARGEOUT	7220110	90653000	HR PROC & TECH	THR	1113	Target Corporate Svcs Inc	\$ 239.06	9.15%	\$ 21.87	B
TTS_PAYROLL_US	MISC BENEFITS EXP	7021270	90346000	STORES FRS SOLUTION	TTS	1113	Target Corporate Svcs Inc	\$ 337.82	5.90%	\$ 19.94	A
TTS_PAYROLL_US	MISC BENEFITS EXP	7021270	90362000	DB AND BI TOOLS TECH	TTS	1113	Target Corporate Svcs Inc	\$ 291.07	5.90%	\$ 17.18	A
TTS_PAYROLL_US	MISC BENEFITS EXP	7021270	90366000	SEC COMPLIANCE ADMIN	TTS	1113	Target Corporate Svcs Inc	\$ 42.77	5.90%	\$ 2.52	A
TTS_PAYROLL_US	MISC BENEFITS EXP	7021270	90388000	INFRASTRUCTURE SERV	TTS	1113	Target Corporate Svcs Inc	\$ 82.04	5.90%	\$ 4.84	A
TTS_PAYROLL_US	MISC BENEFITS EXP	7021270	90375000	SEC ENGINEERING BLD	TTS	1113	Target Corporate Svcs Inc	\$ 285.04	5.90%	\$ 16.82	A
TTS_PAYROLL_US	MISC BENEFITS EXP	7021270	90380000	IMPLEMENTATION SVCS	TTS	1113	Target Corporate Svcs Inc	\$ 114.31	5.90%	\$ 6.75	A
TTS_PAYROLL_US	MISC BENEFITS EXP	7021270	90387000	IT OPERATIONS	TTS	1113	Target Corporate Svcs Inc	\$ 80.92	5.90%	\$ 4.78	A
TTS_PAYROLL_US	MISC BENEFITS EXP	7021270	90389000	SUPPORT SVC ADMIN	TTS	1113	Target Corporate Svcs Inc	\$ 1,921.48	5.90%	\$ 113.39	A
TTS_PAYROLL_US	MISC BENEFITS EXP	7021270	90393000	CLIENT TECHNOLOGIES	TTS	1113	Target Corporate Svcs Inc	\$ 38.74	5.90%	\$ 2.29	A
TTS_PAYROLL_US	MISC BENEFITS EXP	7021270	90394000	SERVER/STORAGE TECH	TTS	1113	Target Corporate Svcs Inc	\$ 3.75	5.90%	\$ 0.22	A
TTS_PAYROLL_US	MISC BENEFITS EXP	7021270	90395000	INFRASTRUCTURE SERV	TTS	1113	Target Corporate Svcs Inc	\$ 26.72	5.90%	\$ 1.58	A
TTS_PAYROLL_US	MISC BENEFITS EXP	7021270	90389000	DEV TOOL AND SVC ENG	TTS	1113	Target Corporate Svcs Inc	\$ 216.45	5.90%	\$ 12.77	A
TTS_PAYROLL_US	MISC BENEFITS EXP	7021270	90399000	ITSM SUPPORT OPS	TTS	1113	Target Corporate Svcs Inc	\$ 135.17	5.90%	\$ 7.98	A
TTS_PAYROLL_US	MISC BENEFITS EXP	7021270	90762000	TGT INFO PROTECTION	TTS	1113	Target Corporate Svcs Inc	\$ 791.85	5.90%	\$ 46.73	A
TPD_PDQTE	MISC BENEFITS EXP	7021270	90818000	VENDOR MGMT OFFICE	TTS	1113	Target Corporate Svcs Inc	\$ 50.08	5.90%	\$ 2.96	A
TTS_PAYROLL_US	MISC BENEFITS EXP	7021270	93522000	APPLICATIONS SUPPORT	TTS	1113	Target Corporate Svcs Inc	\$ 50.00	5.90%	\$ 2.95	A
#	PARKING EXPENSE	7022110	90762000	TGT INFO PROTECTION	TTS	1113	Target Corporate Svcs Inc	\$ 16.50	5.90%	\$ 0.97	B
TTS_OTHEXP_LEA	OFFICE SUPPLIES	7040110	90388000	INFRASTRUCTURE SERV	TTS	1113	Target Corporate Svcs Inc	\$ 52.56	5.90%	\$ 3.10	B
TTS_OTHEXP_LEA	OFFICE SUPPLIES	7040110	90387000	IT OPERATIONS	TTS	1113	Target Corporate Svcs Inc	\$ 397.36	5.90%	\$ 23.45	B
TTS_OTHEXP_LEA	OFFICE SUPPLIES	7040110	90389000	SUPPORT SVC ADMIN	TTS	1113	Target Corporate Svcs Inc	\$ 1,620.48	5.90%	\$ 95.63	B
TTS_OTHEXP_LEA	OFFICE SUPPLIES	7040110	90395000	INFRASTRUCTURE SERV	TTS	1113	Target Corporate Svcs Inc	\$ 344.87	5.90%	\$ 20.35	B
TTS_OTHEXP_LEA	OFFICE SUPPLIES	7040110	90762000	TGT INFO PROTECTION	TTS	1113	Target Corporate Svcs Inc	\$ 89.75	5.90%	\$ 5.30	B
TTS_OTHEXP_LEA	OFFICE SUPPLIES	7040110	93163000	ONLINE OPERATIONS	TTS	1113	Target Corporate Svcs Inc	\$ 49.38	5.90%	\$ 2.91	B
TTS_OTHEXP_LEA	OPERATING SUPPLIES	7040220	90346000	STORES FRS SOLUTION	TTS	1113	Target Corporate Svcs Inc	\$ 27.35	5.90%	\$ 1.61	B
TTS_OTHEXP_LEA	OPERATING SUPPLIES	7040220	90389000	SUPPORT SVC ADMIN	TTS	1113	Target Corporate Svcs Inc	\$ 210.63	5.90%	\$ 12.43	B
TTS_OTHEXP_LEA	OPERATING SUPPLIES	7040220	90395000	INFRASTRUCTURE SERV	TTS	1113	Target Corporate Svcs Inc	\$ 8.50	5.90%	\$ 0.50	B
TTS_OTHEXP_LEA	OPERATING SUPPLIES	7040220	93522000	APPLICATIONS SUPPORT	TTS	1113	Target Corporate Svcs Inc	\$ 5.10	5.90%	\$ 0.30	B
TTS_OTHEXP_LEA	EQUIPMENT EXPENSE	7040260	90378000	INFRASTRUCTURE SUPP	TTS	1113	Target Corporate Svcs Inc	\$ 10.00	5.90%	\$ 0.59	B
#	EQUIPMENT EXPENSE	7040260	90762000	TGT INFO PROTECTION	TTS	1113	Target Corporate Svcs Inc	\$ 160.85	5.90%	\$ 9.49	B
TTS_OTHEXP_NON	GROCERY SUPPLIES	7040450	90395000	INFRASTRUCTURE SERV	TTS	1113	Target Corporate Svcs Inc	\$ 7.40	5.90%	\$ 0.44	B
TTS_OTHEXP_NON	SOFTWARE MAINTENANCE	7050400	90343000	DS TESTING	TTS	1113	Target Corporate Svcs Inc	\$ 26,461.73	5.90%	\$ 1,561.56	B
TTS_OTHEXP_NON	POSTAGE	7062180	90380000	IMPLEMENTATION SVCS	TTS	1113	Target Corporate Svcs Inc	\$ 11.50	5.90%	\$ 0.68	B
TTS_OTHEXP_NON	POSTAGE	7062180	90762000	TGT INFO PROTECTION	TTS	1113	Target Corporate Svcs Inc	\$ 3.04	5.90%	\$ 0.18	B
TTS_OTHEXP_NON	PRINTING/DUPLICATING	7062200	90392000	MC & PROBLEM MGT	TTS	1113	Target Corporate Svcs Inc	\$ 4.93	5.90%	\$ 0.29	B
TTS_OTHEXP_PRO	SEMINARS/CONFERENCES	7080110	90762000	TGT INFO PROTECTION	TTS	1113	Target Corporate Svcs Inc	\$ 370.00	5.90%	\$ 21.83	B
TTS_OTHEXP_PRO	SEMINARS/CONFERENCES	7080110	93163000	ONLINE OPERATIONS	TTS	1113	Target Corporate Svcs Inc	\$ 28.22	5.90%	\$ 1.67	B
TTS_OTHEXP_PRO	PROFDES/MEMBER/SUBS	7080130	90366000	SEC COMPLIANCE ADMIN	TTS	1113	Target Corporate Svcs Inc	\$ 85.00	5.90%	\$ 5.02	B
TTS_OTHEXP_PRO	PROFDES/MEMBER/SUBS	7080130	90388000	INFRASTRUCTURE SERV	TTS	1113	Target Corporate Svcs Inc	\$ 146.00	5.90%	\$ 8.62	B
TTS_OTHEXP_PRO	PROFDES/MEMBER/SUBS	7080130	90762000	TGT INFO PROTECTION	TTS	1113	Target Corporate Svcs Inc	\$ 1,054.99	5.90%	\$ 62.26	B
TPD_PDQTE	PROFDES/MEMBER/SUBS	7080130	90818000	VENDOR MGMT OFFICE	TTS	1113	Target Corporate Svcs Inc	\$ 290.00	5.90%	\$ 16.52	B
TTS_OTHEXP_NON	CANDIDATE EXPENSES	7100150	93522000	APPLICATIONS SUPPORT	TTS	1113	Target Corporate Svcs Inc	\$ 4.68	5.90%	\$ 0.28	B
TTS_OTHEXP_TRA	TM MEALS/ENTERTAINMT	7120110	90343000	DS TESTING	TTS	1113	Target Corporate Svcs Inc	\$ 33.98	5.90%	\$ 2.00	B
TTS_OTHEXP_TRA	TM MEALS/ENTERTAINMT	7120110	90346000	STORES FRS SOLUTION	TTS	1113	Target Corporate Svcs Inc	\$ 619.95	5.90%	\$ 36.58	B
TTS_OTHEXP_TRA	TM MEALS/ENTERTAINMT	7120110	90362000	DB AND BI TOOLS TECH	TTS	1113	Target Corporate Svcs Inc	\$ 605.28	5.90%	\$ 35.72	B
TTS_OTHEXP_TRA	TM MEALS/ENTERTAINMT	7120110	90388000	INFRASTRUCTURE SERV	TTS	1113	Target Corporate Svcs Inc	\$ 200.01	5.90%	\$ 11.80	B
TTS_OTHEXP_TRA	TM MEALS/ENTERTAINMT	7120110	90375000	SEC ENGINEERING BLD	TTS	1113	Target Corporate Svcs Inc	\$ 887.57	5.90%	\$ 52.38	B
TTS_OTHEXP_TRA	TM MEALS/ENTERTAINMT	7120110	90378000	INFRASTRUCTURE SUPP	TTS	1113	Target Corporate Svcs Inc	\$ 244.41	5.90%	\$ 14.42	B
TTS_OTHEXP_TRA	TM MEALS/ENTERTAINMT	7120110	90380000	IMPLEMENTATION SVCS	TTS	1113	Target Corporate Svcs Inc	\$ 14.64	5.90%	\$ 0.86	B
TTS_OTHEXP_TRA	TM MEALS/ENTERTAINMT	7120110	90386000	MSP SERVICE DELIVERY	TTS	1113	Target Corporate Svcs Inc	\$ 44.72	5.90%	\$ 2.64	B
TTS_OTHEXP_TRA	TM MEALS/ENTERTAINMT	7120110	90387000	IT OPERATIONS	TTS	1113	Target Corporate Svcs Inc	\$ 645.51	5.90%	\$ 38.09	B
TTS_OTHEXP_TRA	TM MEALS/ENTERTAINMT	7120110	90389000	SUPPORT SVC ADMIN	TTS	1113	Target Corporate Svcs Inc	\$ 10,891.95	5.90%	\$ 642.75	B
TTS_OTHEXP_TRA	TM MEALS/ENTERTAINMT	7120110	90394000	SERVER/STORAGE TECH	TTS	1113	Target Corporate Svcs Inc	\$ 221.52	5.90%	\$ 13.07	B
TTS_OTHEXP_TRA	TM MEALS/ENTERTAINMT	7120110	90395000	INFRASTRUCTURE SERV	TTS	1113	Target Corporate Svcs Inc	\$ 249.06	5.90%	\$ 14.70	B
TTS_OTHEXP_TRA	TM MEALS/ENTERTAINMT	7120110	90388000	DEV TOOL AND SVC ENG	TTS	1113	Target Corporate Svcs Inc	\$ 346.44	5.90%	\$ 20.44	B
TTS_OTHEXP_TRA	TM MEALS/ENTERTAINMT	7120110	90762000	TGT INFO PROTECTION	TTS	1113	Target Corporate Svcs Inc	\$ 609.29	5.90%	\$ 35.96	B
TPD_PDQTE	TM MEALS/ENTERTAINMT	7120110	90818000	VENDOR MGMT OFFICE	TTS	1113	Target Corporate Svcs Inc	\$ 136.64	5.90%	\$ 8.06	B
TTS_OTHEXP_TRA	TM MEALS/ENTERTAINMT	7120110	93163000	ONLINE OPERATIONS	TTS	1113	Target Corporate Svcs Inc	\$ 1,031.85	5.90%	\$ 60.89	B
TTS_OTHEXP_TRA	TM MEALS/ENTERTAINMT	7120110	93522000	APPLICATIONS SUPPORT	TTS	1113	Target Corporate Svcs Inc	\$ 105.56	5.90%	\$ 6.23	B
TTS_OTHEXP_TRA	OTH MEALS/ENTERTAIN	7120120	90362000	DB AND BI TOOLS TECH	TTS	1113	Target Corporate Svcs Inc	\$ 24.94	5.90%	\$ 1.47	B
TTS_OTHEXP_TRA	OTH MEALS/ENTERTAIN	7120120	90375000	SEC ENGINEERING BLD	TTS	1113	Target Corporate Svcs Inc	\$ 290.53	5.90%	\$ 17.14	B
TTS_OTHEXP_TRA	OTH MEALS/ENTERTAIN	7120120	90378000	INFRASTRUCTURE SUPP	TTS	1113	Target Corporate Svcs Inc	\$ 56.78	5.90%	\$ 3.35	B
TTS_OTHEXP_TRA	OTH MEALS/ENTERTAIN	7120120	90380000	IMPLEMENTATION SVCS	TTS	1113	Target Corporate Svcs Inc	\$ 5.85	5.90%	\$ 0.35	B
TTS_OTHEXP_TRA	OTH MEALS/ENTERTAIN	7120120	90389000	SUPPORT SVC ADMIN	TTS	1113	Target Corporate Svcs Inc	\$ 366.70	5.90%	\$ 21.64	B
TTS_OTHEXP_TRA	OTH MEALS/ENTERTAIN	7120120	90392000	MC & PROBLEM MGT	TTS	1113	Target Corporate Svcs Inc	\$ 9.21	5.90%	\$ 0.54	B
TTS_OTHEXP_TRA	OTH MEALS/ENTERTAIN	7120120	90393000	CLIENT TECHNOLOGIES	TTS	1113	Target Corporate Svcs Inc	\$ 33.83	5.90%	\$ 2.00	B
TTS_OTHEXP_TRA	OTH MEALS/ENTERTAIN	7120120	90762000	TGT INFO PROTECTION	TTS	1113	Target Corporate Svcs Inc	\$ 569.13	5.90%	\$ 33.59	B
TTS_OTHEXP_TRA	OTH MEALS/ENTERTAIN	7120120	93163000	ONLINE OPERATIONS	TTS	1113	Target Corporate Svcs Inc	\$ 640.33	5.90%	\$ 37.79	B
TTS_OTHEXP_TRA	AIRFARE	7120130	90326000	FIN DEV ADMIN	TTS	1113	Target Corporate Svcs Inc	\$ 3,120.54	5.90%	\$ 184.15	B
TTS_OTHEXP_TRA	AIRFARE	7120130	90346000	STORES FRS SOLUTION	TTS	1113	Target Corporate Svcs Inc	\$ 3,827.33	5.90%	\$ 231.76	B
TTS_OTHEXP_TRA	AIRFARE	7120130	90366000	SEC COMPLIANCE ADMIN	TTS	1113	Target Corporate Svcs Inc	\$ 1,572.92	5.90%	\$ 92.82	B
TTS_OTHEXP_TRA	AIRFARE	7120130	90375000	SEC ENGINEERING BLD	TTS	1113	Target Corporate Svcs Inc	\$ 50.00	5.90%	\$ 2.95	B
TTS_OTHEXP_TRA	AIRFARE	7120130	90378000	INFRASTRUCTURE SUPP	TTS	1113	Target Corporate Svcs Inc	\$ 18.00	5.90%	\$ 1.06	B
TTS_OTHEXP_TRA	AIRFARE	7120130	90380000	IMPLEMENTATION SVCS	TTS	1113	Target Corporate Svcs Inc	\$ 4,043.37	5.90%	\$ 238.61	B
TTS_OTHEXP_TRA	AIRFARE	7120130	90392000	MC & PROBLEM MGT	TTS	1113	Target Corporate Svcs Inc	\$ 1,556.83	5.90%	\$ 91.87	B
TTS_OTHEXP_TRA	AIRFARE	7120130	90393000	CLIENT TECHNOLOGIES	TTS	1113	Target Corporate Svcs Inc	\$ 1,327.25	5.90%	\$ 78.32	B
TTS_OTHEXP_TRA	AIRFARE	7120130	90395000	INFRASTRUCTURE SERV	TTS	1113	Target Corporate Svcs Inc	\$ 958.61	5.90%	\$ 56.57	B
TTS_OTHEXP_TRA	AIRFARE	7120130	90762000	TGT INFO PROTECTION	TTS	1113	Target Corporate Svcs Inc	\$ 4,776.01	5.90%	\$ 281.84	B
TPD_PDQTE	AIRFARE	7120130	90818000	VENDOR MGMT OFFICE	TTS	1113	Target Corporate Svcs Inc	\$ 1,079.68	5.90%	\$ 63.71	B
TTS_OTHEXP_TRA	AIRFARE	7120130	93163000	ONLINE OPERATIONS	TTS	1113	Target Corporate Svcs Inc	\$ 175.00	5.90%	\$ 10.33	B
TTS_OTHEXP_TRA	AIRFARE	7120130	93522000	APPLICATIONS SUPPORT	TTS	1113	Target Corporate Svcs Inc	\$ 253.50	5.90%	\$ 14.96	B
TTS_OTHEXP_TRA	TRAVEL EXPENSES	7120140	90326000	FIN DEV ADMIN	TTS	1113	Target Corporate Svcs Inc	\$ 333.40	5.90%	\$ 19.67	B
TTS_OTHEXP_TRA	TRAVEL EXPENSES	7120140	90346000	STORES FRS SOLUTION	TTS	1113	Target Corporate Svcs Inc	\$ 8,991.48	5.90%	\$ 530.60	B
TTS_OTHEXP_TRA	TRAVEL EXPENSES	7120140	90366000	SEC COMPLIANCE ADMIN	TTS	1113	Target Corporate Svcs Inc	\$ 6.00	5.90%	\$ 0.35	B
TTS_OTHEXP_TRA	TRAVEL EXPENSES	7120140	90375000	SEC ENGINEERING BLD	TTS	1113	Target Corporate Svcs Inc	\$ 485.03	5.90%	\$ 28.62	B
TTS_OTHEXP_TRA	TRAVEL EXPENSES	7120140	90393000	CLIENT TECHNOLOGIES	TTS	1113	Target Corporate Svcs Inc	\$ 850.60	5.90%	\$ 50.20	B
TTS_OTHEXP_TRA	TRAVEL EXPENSES	7120140	90762000	TGT INFO PROTECTION	TTS	1113	Target Corporate Svcs Inc	\$ 2,923.31	5.90%	\$ 172.51	B
TTS_OTHEXP_TRA	TRAVEL EXPENSES	7120140	93163000	ONLINE OPERATIONS	TTS	1113	Target Corporate Svcs Inc	\$ 1,032.88	5.90%	\$ 60.95	B
TTS_OTHEXP_TRA	MILE/PARK REIMB EXP	7120150	90366000	SEC COMPLIANCE ADMIN	TTS	1113	Target Corporate Svcs Inc	\$ 98.50	5.90%	\$ 5.81	B
TTS_OTHEXP_TRA	MILE/PARK REIMB EXP	7120150	90378000	INFRASTRUCTURE SUPP	TTS	1113	Target Corporate Svcs Inc	\$ 38.40	5.90%	\$ 2.27	B
TTS_OTHEXP_TRA	MILE/PARK REIMB EXP	7120150	90392000	MC & PROBLEM MGT	TTS	1113	Target Corporate Svcs Inc	\$ 80.00	5.90%	\$ 4.72	B
TTS_OTHEXP_TRA	MILE/PARK REIMB EXP	7120150	90393000	CLIENT TECHNOLOGIES	TTS	1113	Target Corporate Svcs Inc	\$ 103.00	5.90%	\$ 6.08	B
TTS_OTHEXP_TRA	MILE/PARK REIMB EXP	7120150	90394000	SERVER/STORAGE TECH	TTS	1113	Target Corporate Svcs Inc	\$ 29.44	5.90%	\$ 1.74	B
TTS_OTHEXP_TRA	MILE/PARK REIMB EXP	7120150	90762000	TGT INFO PROTECTION	TTS	1113	Target Corporate Svcs Inc	\$ 683.28	5.90%	\$ 40.32	B
TTS_OTHEXP_TRA	MILE/PARK REIMB EXP	7120150	93163000	ONLINE OPERATIONS	TTS	1113	Target Corporate Svcs Inc	\$ 190.17	5.90%	\$ 11.22	B
TTS_OTHEXP_TRA	CAR RENTAL	7120160	90346000	STORES FRS SOLUTION	TTS	1113	Target Corporate Svcs Inc	\$ 109.98	5.90%	\$ 6.49	B
TTS_OTHEXP_TRA	CAR RENTAL	7120160	90375000	SEC ENGINEERING BLD	TTS	1113	Target Corporate Svcs Inc	\$ 318.99	5.90%	\$ 18.82	B
TTS_OTHEXP_TRA	CAR RENTAL	7120160	90762000	TGT INFO PROTECTION	TTS	1113	Target Corporate Svcs Inc	\$ 345.57	5.90%	\$ 20.39	B
TTS_OTHEXP_TRA	FOREIGN AIRFARE	7120170	90326000	FIN DEV ADMIN	TTS	1113	Target Corporate Svcs Inc	\$ 4,220.96	5.90%	\$ 249.09	B
TPD_PDQTE	FOREIGN AIRFARE	7120170	90818000	VENDOR MGMT OFFICE	TTS	1113	Target Corporate Svcs Inc	\$ 9,647.40	5.90%	\$ 569.31	B
TTS_OTHEXP_TRA	FOREIGN AIRFARE	7120170	93163000	ONLINE OPERATIONS	TTS						



TTS_OTHEXP_NON	DATA NETWORK EXPENSE	7140110	90762000	TGT INFO PROTECTION	TTS	1113	Target Corporate Svcs Inc	\$ 31.34	5.90%	\$ 1.85	B
TTS_OTHEXP_NON	LOC TEL USAGE EXP	7140130	90326000	FIN DEV ADMIN	TTS	1113	Target Corporate Svcs Inc	\$ 0.49	5.90%	\$ 0.03	B
TTS_OTHEXP_NON	LOC TEL USAGE EXP	7140130	90393000	CLIENT TECHNOLOGIES	TTS	1113	Target Corporate Svcs Inc	\$ 1.00	5.90%	\$ 0.06	B
TTS_OTHEXP_NON	CELL PHONE EXPENSE	7140140	90326000	FIN DEV ADMIN	TTS	1113	Target Corporate Svcs Inc	\$ 2,083.81	5.90%	\$ 122.97	B
TTS_OTHEXP_NON	CELL PHONE EXPENSE	7140140	90343000	DS TESTING	TTS	1113	Target Corporate Svcs Inc	\$ 1,627.41	5.90%	\$ 96.04	B
TTS_OTHEXP_NON	CELL PHONE EXPENSE	7140140	90346000	STORES FRS SOLUTION	TTS	1113	Target Corporate Svcs Inc	\$ 5,977.84	5.90%	\$ 352.76	B
TTS_OTHEXP_NON	CELL PHONE EXPENSE	7140140	90362000	DB AND BI TOOLS TECH	TTS	1113	Target Corporate Svcs Inc	\$ 1,835.15	5.90%	\$ 106.30	B
TTS_OTHEXP_NON	CELL PHONE EXPENSE	7140140	90366000	SEC COMPLIANCE ADMIN	TTS	1113	Target Corporate Svcs Inc	\$ 742.00	5.90%	\$ 43.79	B
TTS_OTHEXP_NON	CELL PHONE EXPENSE	7140140	90389000	INFRASTRUCTURE SERV	TTS	1113	Target Corporate Svcs Inc	\$ 2,026.04	5.90%	\$ 119.56	B
TTS_OTHEXP_NON	CELL PHONE EXPENSE	7140140	90375000	SEC ENGINEERING BLD	TTS	1113	Target Corporate Svcs Inc	\$ 2,807.45	5.90%	\$ 165.67	B
TTS_OTHEXP_NON	CELL PHONE EXPENSE	7140140	90378000	INFRASTRUCTURE SUPP	TTS	1113	Target Corporate Svcs Inc	\$ 942.70	5.90%	\$ 55.63	B
TTS_OTHEXP_NON	CELL PHONE EXPENSE	7140140	90380000	IMPLEMENTATION SVCS	TTS	1113	Target Corporate Svcs Inc	\$ 216.59	5.90%	\$ 12.78	B
TTS_OTHEXP_NON	CELL PHONE EXPENSE	7140140	90386000	MSP SERVICE DELIVERY	TTS	1113	Target Corporate Svcs Inc	\$ 260.40	5.90%	\$ 15.37	B
TTS_OTHEXP_NON	CELL PHONE EXPENSE	7140140	90387000	IT OPERATIONS	TTS	1113	Target Corporate Svcs Inc	\$ 60.37	5.90%	\$ 3.56	B
TTS_OTHEXP_NON	CELL PHONE EXPENSE	7140140	90389000	SUPPORT SVC ADMIN	TTS	1113	Target Corporate Svcs Inc	\$ 1,151.21	5.90%	\$ 67.94	B
TTS_OTHEXP_NON	CELL PHONE EXPENSE	7140140	90392000	MC & PROBLEM MGT	TTS	1113	Target Corporate Svcs Inc	\$ 540.51	5.90%	\$ 31.90	B
TTS_OTHEXP_NON	CELL PHONE EXPENSE	7140140	90393000	CLIENT TECHNOLOGIES	TTS	1113	Target Corporate Svcs Inc	\$ 2,412.04	5.90%	\$ 142.34	B
TTS_OTHEXP_NON	CELL PHONE EXPENSE	7140140	90394000	SERVER/STORAGE TECH	TTS	1113	Target Corporate Svcs Inc	\$ 2,801.46	5.90%	\$ 165.32	B
TTS_OTHEXP_NON	CELL PHONE EXPENSE	7140140	90395000	INFRA ENGINEERING	TTS	1113	Target Corporate Svcs Inc	\$ 279.13	5.90%	\$ 16.47	B
TTS_OTHEXP_NON	CELL PHONE EXPENSE	7140140	90398000	DEV TOOL AND SVC ENG	TTS	1113	Target Corporate Svcs Inc	\$ 1,270.98	5.90%	\$ 75.00	B
TTS_OTHEXP_NON	CELL PHONE EXPENSE	7140140	90399000	ITSM SUPPORT OPS	TTS	1113	Target Corporate Svcs Inc	\$ 254.23	5.90%	\$ 15.00	B
TTS_OTHEXP_NON	CELL PHONE EXPENSE	7140140	90762000	TGT INFO PROTECTION	TTS	1113	Target Corporate Svcs Inc	\$ 1,950.84	5.90%	\$ 115.12	B
TPD_PDQTE	CELL PHONE EXPENSE	7140140	90818000	VENDOR MGMT OFFICE	TTS	1113	Target Corporate Svcs Inc	\$ 1,865.68	5.90%	\$ 110.10	B
TTS_OTHEXP_NON	CELL PHONE EXPENSE	7140140	91363000	ONLINE OPERATIONS	TTS	1113	Target Corporate Svcs Inc	\$ 1,523.35	5.90%	\$ 89.90	B
TTS_OTHEXP_NON	CELL PHONE EXPENSE	7140140	93522000	APPLICATIONS SUPPORT	TTS	1113	Target Corporate Svcs Inc	\$ 181.68	5.90%	\$ 10.72	B
#	TELECOM MAINTENANCE	7140150	90762000	TGT INFO PROTECTION	TTS	1113	Target Corporate Svcs Inc	\$ 81.54	5.90%	\$ 4.81	B
TTS_OTHEXP_NON	TELECOM MAINTENANCE	7140150	91363000	ONLINE OPERATIONS	TTS	1113	Target Corporate Svcs Inc	\$ 39.05	5.90%	\$ 2.30	B
TTS_OTHEXP_NON	TELECOM EXP	7140170	90375000	SEC ENGINEERING BLD	TTS	1113	Target Corporate Svcs Inc	\$ 27.55	5.90%	\$ 1.63	B
TPD_PDQTE	TELECOM EXP	7140170	90818000	VENDOR MGMT OFFICE	TTS	1113	Target Corporate Svcs Inc	\$ 557.09	5.90%	\$ 32.87	B
TTS_OTHEXP_LEA	LICENCE/FEE/OTHTAXES	7163210	90762000	TGT INFO PROTECTION	TTS	1113	Target Corporate Svcs Inc	\$ 215.00	5.90%	\$ 12.69	B
TTS_OTHEXP_LEA	OTHER EXPENSE	7192110	90346000	STORES FRS SOLUTION	TTS	1113	Target Corporate Svcs Inc	\$ 14.13	5.90%	\$ 0.83	B
TTS_OTHEXP_LEA	OTHER EXPENSE	7192110	90375000	SEC ENGINEERING BLD	TTS	1113	Target Corporate Svcs Inc	\$ 82.56	5.90%	\$ 4.87	B
TTS_OTHEXP_LEA	CNTRL INTRAC CHRG	7210135	90346000	STORES FRS SOLUTION	TTS	1113	Target Corporate Svcs Inc	\$ 1.50	5.90%	\$ 0.09	B
TTS_OTHEXP_LEA	CNTRL INTRAC CHRG	7210135	90389000	INFRASTRUCTURE SERV	TTS	1113	Target Corporate Svcs Inc	\$ 6.39	5.90%	\$ 0.38	B
TTS_OTHEXP_LEA	CNTRL INTRAC CHRG	7210135	90375000	SEC ENGINEERING BLD	TTS	1113	Target Corporate Svcs Inc	\$ 7.50	5.90%	\$ 0.44	B
TTS_OTHEXP_LEA	CNTRL INTRAC CHRG	7210135	90378000	INFRASTRUCTURE SUPP	TTS	1113	Target Corporate Svcs Inc	\$ 5.88	5.90%	\$ 0.35	B
TTS_OTHEXP_LEA	CNTRL INTRAC CHRG	7210135	90387000	IT OPERATIONS	TTS	1113	Target Corporate Svcs Inc	\$ 3.00	5.90%	\$ 0.18	B
TTS_OTHEXP_LEA	CNTRL INTRAC CHRG	7210135	90389000	SUPPORT SVC ADMIN	TTS	1113	Target Corporate Svcs Inc	\$ 4.50	5.90%	\$ 0.27	B
TTS_OTHEXP_LEA	CNTRL INTRAC CHRG	7210135	90395000	INFRA ENGINEERING	TTS	1113	Target Corporate Svcs Inc	\$ 42.63	5.90%	\$ 2.52	B
TPD_PDQTE	CNTRL INTRAC CHRG	7210135	90818000	VENDOR MGMT OFFICE	TTS	1113	Target Corporate Svcs Inc	\$ 3.00	5.90%	\$ 0.18	B
TTS_OTHEXP_LEA	CNTRL INTRAC CHRG	7210135	91363000	ONLINE OPERATIONS	TTS	1113	Target Corporate Svcs Inc	\$ 3.00	5.90%	\$ 0.18	B
TTS_OTHEXP_NON	IC CHARGEOUT	7220110	90326000	FIN DEV ADMIN	TTS	1113	Target Corporate Svcs Inc	\$ 239.06	5.90%	\$ 14.11	B
TTS_OTHEXP_NON	IC CHARGEOUT	7220110	90346000	STORES FRS SOLUTION	TTS	1113	Target Corporate Svcs Inc	\$ 52.05	5.90%	\$ 3.07	B
TTS_OTHEXP_NON	IC CHARGEOUT	7220110	90375000	SEC ENGINEERING BLD	TTS	1113	Target Corporate Svcs Inc	\$ 2,273.67	5.90%	\$ 134.17	B
TTS_OTHEXP_NON	IC CHARGEOUT	7220110	90378000	INFRASTRUCTURE SUPP	TTS	1113	Target Corporate Svcs Inc	\$ 229.65	5.90%	\$ 13.55	B
DST_HQ_ALLOTH	OPERATING SUPPLIES	7040220	90100000	DST FOOD SUPPLY CHAIN	DST	1114	Target Enterprise, Inc.	\$ 37.88	4.92%	\$ 1.87	B
DST_HQ_ALLOTH	TM MEALS/ENTERTAINMT	7120110	90100000	DST FOOD SUPPLY CHAIN	DST	1114	Target Enterprise, Inc.	\$ 1,217.51	4.92%	\$ 59.96	B
DST_HQ_ALLOTH	OTH MEALS/ENTERTAIN	7120120	90100000	DST FOOD SUPPLY CHAIN	DST	1114	Target Enterprise, Inc.	\$ 413.49	4.92%	\$ 20.36	B
DST_HQ_ALLOTH	AIRFARE	7120130	90100000	DST FOOD SUPPLY CHAIN	DST	1114	Target Enterprise, Inc.	\$ 59,361.43	4.92%	\$ 2,923.29	B
DST_HQ_ALLOTH	TRAVEL EXPENSES	7120140	90100000	DST FOOD SUPPLY CHAIN	DST	1114	Target Enterprise, Inc.	\$ 1,743.92	4.92%	\$ 85.88	B
DST_HQ_ALLOTH	MILE/PARK REIMB EXP	7120150	90100000	DST FOOD SUPPLY CHAIN	DST	1114	Target Enterprise, Inc.	\$ 331.97	4.92%	\$ 16.35	B
DST_HQ_ALLOTH	CAR RENTAL	7120160	90100000	DST FOOD SUPPLY CHAIN	DST	1114	Target Enterprise, Inc.	\$ 2,318.51	4.92%	\$ 114.18	B
DST_HQ_ALLOTH	DATA NETWORK EXPENSE	7140110	90100000	DST FOOD SUPPLY CHAIN	DST	1114	Target Enterprise, Inc.	\$ 20.95	4.92%	\$ 1.03	B
DST_HQ_ALLOTH	CELL PHONE EXPENSE	7140140	90100000	DST FOOD SUPPLY CHAIN	DST	1114	Target Enterprise, Inc.	\$ 160.81	4.92%	\$ 7.92	B
STR_STROPS	MISC BENEFITS EXP	7021270	90034000	FOOD OPERATIONS	MER	1114	Target Enterprise, Inc.	\$ 4.90	3.00%	\$ 0.13	A
MER_MHQTOT_HME	MISC BENEFITS EXP	7021270	90065000	DOMESTICS DIVISION	MER	1114	Target Enterprise, Inc.	\$ 98.77	3.00%	\$ 2.97	A
MER_MHQTOT_HBH	MISC BENEFITS EXP	7021270	90072000	SVP HLTH AND BEAUTY	MER	1114	Target Enterprise, Inc.	\$ 202.59	3.00%	\$ 6.08	A
MER_MHQTOT_MPS	MISC BENEFITS EXP	7021270	90107000	MPSD MANAGEMENT	MER	1114	Target Enterprise, Inc.	\$ 140.76	3.00%	\$ 4.23	A
MER_MHQTOT_MPS	MISC BENEFITS EXP	7021270	90110000	MPSD NON MANAGEMENT	MER	1114	Target Enterprise, Inc.	\$ 194.24	3.00%	\$ 5.83	A
MER_TGTCOM_OTHBEN	MISC BENEFITS EXP	7021270	90500000	MOBILE STRATEGY	MER	1114	Target Enterprise, Inc.	\$ 280.21	3.00%	\$ 8.41	A
STR_STROPS	OFFICE SUPPLIES	7040110	90034000	FOOD OPERATIONS	MER	1114	Target Enterprise, Inc.	\$ 131.77	3.00%	\$ 3.96	B
MER_MHQTOT_MOP	OFFICE SUPPLIES	7040110	90043000	STRATEGIC PRICING	MER	1114	Target Enterprise, Inc.	\$ 195.48	3.00%	\$ 5.87	B
MER_MHQTOT_APP	OFFICE SUPPLIES	7040110	90054000	MERCH PROCESS	MER	1114	Target Enterprise, Inc.	\$ 353.11	3.00%	\$ 10.60	B
MER_MHQTOT_MOP	OFFICE SUPPLIES	7040110	90055000	BOYS & GIRLS	MER	1114	Target Enterprise, Inc.	\$ 132.39	3.00%	\$ 3.98	B
MER_MHQTOT_HBH	OFFICE SUPPLIES	7040110	90072000	SVP HLTH AND BEAUTY	MER	1114	Target Enterprise, Inc.	\$ 1,500.38	3.00%	\$ 45.05	B
MER_MHQTOT_MPS	OFFICE SUPPLIES	7040110	90107000	MPSD MANAGEMENT	MER	1114	Target Enterprise, Inc.	\$ 297.64	3.00%	\$ 8.94	B
MER_TGTCOM_OFFEXP	OFFICE SUPPLIES	7040110	90500000	MOBILE STRATEGY	MER	1114	Target Enterprise, Inc.	\$ 195.48	3.00%	\$ 5.87	B
MER_MHQTOT_MPD	OFFICE SUPPLIES	7040110	93246000	MPD PRESENTATION	MER	1114	Target Enterprise, Inc.	\$ 1,292.97	3.00%	\$ 38.82	B
MER_MHQTOT_APP	SAMPLES EXPENSE	7040190	90055000	BOYS & GIRLS	MER	1114	Target Enterprise, Inc.	\$ 21.85	3.00%	\$ 0.66	B
MER_MHQTOT_HME	SAMPLES EXPENSE	7040190	90062000	DECORATIVE HOME	MER	1114	Target Enterprise, Inc.	\$ 560.90	3.00%	\$ 16.84	B
MER_MHQTOT_MPD	SAMPLES EXPENSE	7040190	93246000	MPD PRESENTATION	MER	1114	Target Enterprise, Inc.	\$ 34.05	3.00%	\$ 1.02	B
MER_MHQTOT_HBH	EQUIPMENT EXPENSE	7040260	90072000	SVP HLTH AND BEAUTY	MER	1114	Target Enterprise, Inc.	\$ 20.41	3.00%	\$ 0.61	B
MER_TGTCOM_OFFEXP	EQUIPMENT EXPENSE	7040260	90500000	MOBILE STRATEGY	MER	1114	Target Enterprise, Inc.	\$ 56.00	3.00%	\$ 1.68	B
MER_TGTCOM_MAINTR	OPER EQUIPMENT SUPPL	7040290	90500000	MOBILE STRATEGY	MER	1114	Target Enterprise, Inc.	\$ 346.17	3.00%	\$ 10.39	B
MER_MHQTOT_MPS	MAINT/SERV CONTRACTS	7050510	90107000	MPSD MANAGEMENT	MER	1114	Target Enterprise, Inc.	\$ 2,387,769.46	3.00%	\$ 71,695.73	C
STR_STROPS	POSTAGE	7062180	90034000	FOOD OPERATIONS	MER	1114	Target Enterprise, Inc.	\$ 2.71	3.00%	\$ 0.08	B
STR_STROPS	PRINTING/DUPLICATING	7062200	90034000	FOOD OPERATIONS	MER	1114	Target Enterprise, Inc.	\$ 5.74	3.00%	\$ 0.17	B
STR_STROPS	SEMINARS/CONFERENCES	7080110	90034000	FOOD OPERATIONS	MER	1114	Target Enterprise, Inc.	\$ 245.00	3.00%	\$ 7.36	B
MER_MHQTOT_MOP	SEMINARS/CONFERENCES	7080110	90043000	STRATEGIC PRICING	MER	1114	Target Enterprise, Inc.	\$ 138.00	3.00%	\$ 4.14	B
MER_MHQTOT_HME	SEMINARS/CONFERENCES	7080110	90062000	DECORATIVE HOME	MER	1114	Target Enterprise, Inc.	\$ 272.42	3.00%	\$ 8.18	B
MER_MHQTOT_HME	SEMINARS/CONFERENCES	7080110	90065000	DOMESTICS DIVISION	MER	1114	Target Enterprise, Inc.	\$ 330.00	3.00%	\$ 9.91	B
MER_MHQTOT_HBH	SEMINARS/CONFERENCES	7080110	90072000	SVP HLTH AND BEAUTY	MER	1114	Target Enterprise, Inc.	\$ 2,800.00	3.00%	\$ 84.07	B
MER_MHQTOT_MPS	SEMINARS/CONFERENCES	7080110	90110000	MPSD NON MANAGEMENT	MER	1114	Target Enterprise, Inc.	\$ 925.00	3.00%	\$ 27.77	B
MER_TGTCOM_EDUINC	SEMINARS/CONFERENCES	7080110	90500000	MOBILE STRATEGY	MER	1114	Target Enterprise, Inc.	\$ 3,450.00	3.00%	\$ 103.59	B
MER_MHQTOT_MOP	TRAINING	7080120	90054000	MERCH PROCESS	MER	1114	Target Enterprise, Inc.	\$ 275.00	3.00%	\$ 8.26	B
STR_STROPS	PROFUES/MEMBER/SUBS	7080130	90034000	FOOD OPERATIONS	MER	1114	Target Enterprise, Inc.	\$ 245.00	3.00%	\$ 7.36	B
MER_MHQTOT_MOP	PROFUES/MEMBER/SUBS	7080130	90054000	MERCH PROCESS	MER	1114	Target Enterprise, Inc.	\$ 300.00	3.00%	\$ 9.01	B
MER_MHQTOT_HME	PROFUES/MEMBER/SUBS	7080130	90065000	DOMESTICS DIVISION	MER	1114	Target Enterprise, Inc.	\$ 45.59	3.00%	\$ 1.37	B
MER_MHQTOT_HBH	PROFUES/MEMBER/SUBS	7080130	90072000	SVP HLTH AND BEAUTY	MER	1114	Target Enterprise, Inc.	\$ 39.65	3.00%	\$ 1.19	B
MER_MHQTOT_ADM	CANDIDATE EXPENSES	7100150	90047000	BUYERS IN TRAINING	MER	1114	Target Enterprise, Inc.	\$ -688.16	3.00%	\$ -20.66	B
MER_MHQTOT_MPD	RELOCATION EXPENSE	7110110	93246000	MPD PRESENTATION	MER	1114	Target Enterprise, Inc.	\$ 2,163.94	3.00%	\$ 64.97	B
STR_STROPS	TM MEALS/ENTERTAINMT	7120110	90034000	FOOD OPERATIONS	MER	1114	Target Enterprise, Inc.	\$ 1,036.15	3.00%	\$ 31.11	B
MER_MHQTOT_ADM	TM MEALS/ENTERTAINMT	7120110	90043000	STRATEGIC PRICING	MER	1114	Target Enterprise, Inc.	\$ 108.56	3.00%	\$ 3.26	B
MER_MHQTOT_MOP	TM MEALS/ENTERTAINMT	7120110	90047000	BUYERS IN TRAINING	MER	1114	Target Enterprise, Inc.	\$ 123.00	3.00%	\$ 3.69	B
MER_MHQTOT_MOP	TM MEALS/ENTERTAINMT	7120110	90054000	MERCH PROCESS	MER	1114	Target Enterprise, Inc.	\$ 264.46	3.00%	\$ 7.94	B
MER_MHQTOT_APP	TM MEALS/ENTERTAINMT	7120110	90055000	BOYS & GIRLS	MER	1114	Target Enterprise, Inc.	\$ 300.71	3.00%	\$ 9.03	B
MER_MHQTOT_HME	TM MEALS/ENTERTAINMT	7120110	90062000	DECORATIVE HOME	MER	1114	Target Enterprise, Inc.	\$ 184.54	3.00%	\$ 5.54	B
MER_MHQTOT_HBH	TM MEALS/ENTERTAINMT	7120110	90065000	DOMESTICS DIVISION	MER	1114	Target Enterprise, Inc.	\$ 563.79	3.00%	\$ 16.93	B
MER_MHQTOT_HME	TM MEALS/ENTERTAINMT	7120110	90072000	SVP HLTH AND BEAUTY	MER	1114	Target Enterprise, Inc.	\$ 90.18	3.00%	\$ 2.71	B
MER_TGTCOM_TRAVEL	TM MEALS/ENTERTAINMT	7120110	90500000	MOBILE STRATEGY	MER	1114	Target Enterprise, Inc.	\$ 196.18	3.00%	\$ 5.89	B
MER_MHQTOT_MPD	TM MEALS/ENTERTAINMT	7120110	93246000	MPD PRESENTATION	MER	1114	Target Enterprise, Inc.	\$ 1,586.25	3.00%	\$ 47.63	B
MER_MHQTOT_MPN	TM MEALS										

MER_MHQTOT_HME	OTH MEALS/ENTERTAIN	7120120	90062000	DECORATIVE HOME	MER	1114	Target Enterprise, Inc.	\$ 6.94	3.00%	\$ 0.21	B
MER_MHQTOT_HME	OTH MEALS/ENTERTAIN	7120120	90065000	DOMESTICS DIVISION	MER	1114	Target Enterprise, Inc.	\$ 419.58	3.00%	\$ 12.60	B
MER_MHQTOT_HBH	OTH MEALS/ENTERTAIN	7120120	90072000	SVP HLTH AND BEAUTY	MER	1114	Target Enterprise, Inc.	\$ 191.60	3.00%	\$ 5.75	B
MER_MHQTOT_MPS	OTH MEALS/ENTERTAIN	7120120	90107000	MPSD MANAGEMENT	MER	1114	Target Enterprise, Inc.	\$ 506.72	3.00%	\$ 15.21	B
MER_MHQTOT_MPS	OTH MEALS/ENTERTAIN	7120120	90110000	MPSD NON MANAGEMENT	MER	1114	Target Enterprise, Inc.	\$ 244.31	3.00%	\$ 7.34	B
MER_TGTCOM_TRAVEL	OTH MEALS/ENTERTAIN	7120120	90500000	MOBILE STRATEGY	MER	1114	Target Enterprise, Inc.	\$ 340.12	3.00%	\$ 10.21	B
MER_MHQTOT_MPD	OTH MEALS/ENTERTAIN	7120120	93246000	MPD PRESENTATION	MER	1114	Target Enterprise, Inc.	\$ 601.12	3.00%	\$ 18.05	B
MER_MHQTOT_MPN	OTH MEALS/ENTERTAIN	7120120	93611000	SVP MP ESSNTL HRDLNS	MER	1114	Target Enterprise, Inc.	\$ 4.82	3.00%	\$ 0.14	B
STR_STROPS	AIRFARE	7120130	90034000	FOOD OPERATIONS	MER	1114	Target Enterprise, Inc.	\$ 1,645.17	3.00%	\$ 49.40	B
MER_MHQTOT_ADM	AIRFARE	7120130	90047000	BUYERS IN TRAINING	MER	1114	Target Enterprise, Inc.	\$ 755.42	3.00%	\$ 22.68	B
MER_MHQTOT_APP	AIRFARE	7120130	90055000	BOYS & GIRLS	MER	1114	Target Enterprise, Inc.	\$ 2,730.90	3.00%	\$ 82.00	B
MER_MHQTOT_HME	AIRFARE	7120130	90062000	DECORATIVE HOME	MER	1114	Target Enterprise, Inc.	\$ 4,150.55	3.00%	\$ 124.63	B
MER_MHQTOT_HME	AIRFARE	7120130	90065000	DOMESTICS DIVISION	MER	1114	Target Enterprise, Inc.	\$ 5,205.96	3.00%	\$ 156.32	B
MER_MHQTOT_HBH	AIRFARE	7120130	90072000	SVP HLTH AND BEAUTY	MER	1114	Target Enterprise, Inc.	\$ 3,626.79	3.00%	\$ 108.90	B
MER_MHQTOT_MPS	AIRFARE	7120130	90110000	MPSD NON MANAGEMENT	MER	1114	Target Enterprise, Inc.	\$ 1,659.74	3.00%	\$ 49.84	B
MER_TGTCOM_TRAVEL	AIRFARE	7120130	90500000	MOBILE STRATEGY	MER	1114	Target Enterprise, Inc.	\$ 6,395.01	3.00%	\$ 192.02	B
MER_MHQTOT_MPD	AIRFARE	7120130	93246000	MPD PRESENTATION	MER	1114	Target Enterprise, Inc.	\$ 4,952.63	3.00%	\$ 146.71	B
STR_STROPS	TRAVEL EXPENSES	7120140	90034000	FOOD OPERATIONS	MER	1114	Target Enterprise, Inc.	\$ 3,128.40	3.00%	\$ 93.93	B
MER_MHQTOT_ADM	TRAVEL EXPENSES	7120140	90047000	BUYERS IN TRAINING	MER	1114	Target Enterprise, Inc.	\$ 1,657.43	3.00%	\$ 49.77	B
MER_MHQTOT_APP	TRAVEL EXPENSES	7120140	90055000	BOYS & GIRLS	MER	1114	Target Enterprise, Inc.	\$ 10,038.69	3.00%	\$ 301.42	B
MER_MHQTOT_HME	TRAVEL EXPENSES	7120140	90062000	DECORATIVE HOME	MER	1114	Target Enterprise, Inc.	\$ 71.70	3.00%	\$ 2.15	B
MER_MHQTOT_HME	TRAVEL EXPENSES	7120140	90065000	DOMESTICS DIVISION	MER	1114	Target Enterprise, Inc.	\$ 5,530.30	3.00%	\$ 166.05	B
MER_MHQTOT_HBH	TRAVEL EXPENSES	7120140	90072000	SVP HLTH AND BEAUTY	MER	1114	Target Enterprise, Inc.	\$ 1,852.64	3.00%	\$ 55.63	B
MER_MHQTOT_MPS	TRAVEL EXPENSES	7120140	90107000	MPSD MANAGEMENT	MER	1114	Target Enterprise, Inc.	\$ 29.10	3.00%	\$ 0.87	B
MER_MHQTOT_MPS	TRAVEL EXPENSES	7120140	90110000	MPSD NON MANAGEMENT	MER	1114	Target Enterprise, Inc.	\$ 1,144.75	3.00%	\$ 34.37	B
MER_TGTCOM_TRAVEL	TRAVEL EXPENSES	7120140	90500000	MOBILE STRATEGY	MER	1114	Target Enterprise, Inc.	\$ 3,243.20	3.00%	\$ 97.38	B
MER_MHQTOT_MPD	TRAVEL EXPENSES	7120140	93246000	MPD PRESENTATION	MER	1114	Target Enterprise, Inc.	\$ 5,601.13	3.00%	\$ 168.18	B
MER_MHQTOT_MPN	TRAVEL EXPENSES	7120140	93611000	SVP MP ESSNTL HRDLNS	MER	1114	Target Enterprise, Inc.	\$ 210.08	3.00%	\$ 6.31	B
STR_STROPS	MILE/PARK REIMB EXP	7120150	90034000	FOOD OPERATIONS	MER	1114	Target Enterprise, Inc.	\$ 342.84	3.00%	\$ 10.29	B
MER_MHQTOT_ADM	MILE/PARK REIMB EXP	7120150	90047000	BUYERS IN TRAINING	MER	1114	Target Enterprise, Inc.	\$ 57.00	3.00%	\$ 1.71	B
MER_MHQTOT_APP	MILE/PARK REIMB EXP	7120150	90055000	BOYS & GIRLS	MER	1114	Target Enterprise, Inc.	\$ 467.00	3.00%	\$ 14.02	B
MER_MHQTOT_HME	MILE/PARK REIMB EXP	7120150	90062000	DECORATIVE HOME	MER	1114	Target Enterprise, Inc.	\$ 20.00	3.00%	\$ 0.60	B
MER_MHQTOT_HME	MILE/PARK REIMB EXP	7120150	90065000	DOMESTICS DIVISION	MER	1114	Target Enterprise, Inc.	\$ 381.05	3.00%	\$ 11.44	B
MER_MHQTOT_HBH	MILE/PARK REIMB EXP	7120150	90072000	SVP HLTH AND BEAUTY	MER	1114	Target Enterprise, Inc.	\$ 236.00	3.00%	\$ 7.15	B
MER_MHQTOT_MPS	MILE/PARK REIMB EXP	7120150	90107000	MPSD MANAGEMENT	MER	1114	Target Enterprise, Inc.	\$ 32.00	3.00%	\$ 0.96	B
MER_TGTCOM_TRAVEL	MILE/PARK REIMB EXP	7120150	90500000	MOBILE STRATEGY	MER	1114	Target Enterprise, Inc.	\$ 12.94	3.00%	\$ 0.39	B
MER_MHQTOT_MPD	MILE/PARK REIMB EXP	7120150	93246000	MPD PRESENTATION	MER	1114	Target Enterprise, Inc.	\$ 704.62	3.00%	\$ 21.16	B
MER_MHQTOT_MPN	MILE/PARK REIMB EXP	7120150	93611000	SVP MP ESSNTL HRDLNS	MER	1114	Target Enterprise, Inc.	\$ 74.00	3.00%	\$ 2.22	B
STR_STROPS	CAR RENTAL	7120160	90034000	FOOD OPERATIONS	MER	1114	Target Enterprise, Inc.	\$ 1,014.33	3.00%	\$ 30.46	B
MER_MHQTOT_APP	CAR RENTAL	7120160	90055000	BOYS & GIRLS	MER	1114	Target Enterprise, Inc.	\$ 96.88	3.00%	\$ 2.91	B
MER_MHQTOT_HME	CAR RENTAL	7120160	90062000	DECORATIVE HOME	MER	1114	Target Enterprise, Inc.	\$ 438.13	3.00%	\$ 13.16	B
MER_MHQTOT_HME	CAR RENTAL	7120160	90065000	DOMESTICS DIVISION	MER	1114	Target Enterprise, Inc.	\$ 200.53	3.00%	\$ 6.02	B
MER_TGTCOM_TRAVEL	CAR RENTAL	7120160	90500000	MOBILE STRATEGY	MER	1114	Target Enterprise, Inc.	\$ 243.43	3.00%	\$ 7.31	B
MER_MHQTOT_MPD	CAR RENTAL	7120160	93246000	MPD PRESENTATION	MER	1114	Target Enterprise, Inc.	\$ 726.42	3.00%	\$ 21.81	B
STR_STROPS	FOREIGN AIRFARE	7120170	90034000	FOOD OPERATIONS	MER	1114	Target Enterprise, Inc.	\$ 1,161.18	3.00%	\$ 35.47	B
MER_MHQTOT_APP	FOREIGN AIRFARE	7120170	90055000	BOYS & GIRLS	MER	1114	Target Enterprise, Inc.	\$ -5,842.50	3.00%	\$ -175.43	B
MER_MHQTOT_HME	FOREIGN AIRFARE	7120170	90062000	DECORATIVE HOME	MER	1114	Target Enterprise, Inc.	\$ -786.00	3.00%	\$ -23.60	B
MER_MHQTOT_HME	FOREIGN AIRFARE	7120170	90065000	DOMESTICS DIVISION	MER	1114	Target Enterprise, Inc.	\$ -605.15	3.00%	\$ -18.17	B
MER_MHQTOT_MPS	FOREIGN AIRFARE	7120170	90107000	MPSD MANAGEMENT	MER	1114	Target Enterprise, Inc.	\$ 577.04	3.00%	\$ 17.33	B
MER_TGTCOM_TRAVEL	FOREIGN AIRFARE	7120170	90500000	MOBILE STRATEGY	MER	1114	Target Enterprise, Inc.	\$ 2,546.60	3.00%	\$ 76.46	B
MER_MHQTOT_ADM	FOREIGN TRAVEL EXP	7120180	90047000	BUYERS IN TRAINING	MER	1114	Target Enterprise, Inc.	\$ -3,682.72	3.00%	\$ -110.58	B
MER_MHQTOT_HME	FOREIGN TRAVEL EXP	7120180	90062000	DECORATIVE HOME	MER	1114	Target Enterprise, Inc.	\$ 4,846.42	3.00%	\$ 145.52	B
MER_MHQTOT_HME	FOREIGN TRAVEL EXP	7120180	90065000	DOMESTICS DIVISION	MER	1114	Target Enterprise, Inc.	\$ 920.71	3.00%	\$ 27.65	B
MER_MHQTOT_MPS	FOREIGN TRAVEL EXP	7120180	90107000	MPSD MANAGEMENT	MER	1114	Target Enterprise, Inc.	\$ 633.39	3.00%	\$ 19.02	B
MER_TGTCOM_TRAVEL	FOREIGN TRAVEL EXP	7120180	90500000	MOBILE STRATEGY	MER	1114	Target Enterprise, Inc.	\$ 1,500.00	3.00%	\$ 45.00	B
MER_MHQTOT_ADM	FOREIGN MEALS/ENTERT	7120190	90047000	BUYERS IN TRAINING	MER	1114	Target Enterprise, Inc.	\$ 256.27	3.00%	\$ 7.69	B
MER_MHQTOT_HME	FOREIGN MEALS/ENTERT	7120190	90062000	DECORATIVE HOME	MER	1114	Target Enterprise, Inc.	\$ 316.70	3.00%	\$ 9.51	B
MER_MHQTOT_HME	FOREIGN MEALS/ENTERT	7120190	90065000	DOMESTICS DIVISION	MER	1114	Target Enterprise, Inc.	\$ 15.54	3.00%	\$ 0.47	B
MER_MHQTOT_MPS	FOREIGN MEALS/ENTERT	7120190	90107000	MPSD MANAGEMENT	MER	1114	Target Enterprise, Inc.	\$ 113.44	3.00%	\$ 3.41	B
STR_STROPS	DATA NETWORK EXPENSE	7140110	90034000	FOOD OPERATIONS	MER	1114	Target Enterprise, Inc.	\$ 59.80	3.00%	\$ 1.80	B
MER_MHQTOT_APP	DATA NETWORK EXPENSE	7140110	90055000	BOYS & GIRLS	MER	1114	Target Enterprise, Inc.	\$ 42.00	3.00%	\$ 1.26	B
MER_MHQTOT_HME	DATA NETWORK EXPENSE	7140110	90062000	DECORATIVE HOME	MER	1114	Target Enterprise, Inc.	\$ 68.06	3.00%	\$ 2.04	B
MER_MHQTOT_HME	DATA NETWORK EXPENSE	7140110	90065000	DOMESTICS DIVISION	MER	1114	Target Enterprise, Inc.	\$ 53.95	3.00%	\$ 1.62	B
MER_MHQTOT_HBH	DATA NETWORK EXPENSE	7140110	90072000	SVP HLTH AND BEAUTY	MER	1114	Target Enterprise, Inc.	\$ 113.85	3.00%	\$ 3.42	B
MER_MHQTOT_MPS	DATA NETWORK EXPENSE	7140110	90110000	MPSD NON MANAGEMENT	MER	1114	Target Enterprise, Inc.	\$ 27.90	3.00%	\$ 0.84	B
STR_STROPS	CELL PHONE EXPENSE	7140140	90034000	FOOD OPERATIONS	MER	1114	Target Enterprise, Inc.	\$ 971.94	3.00%	\$ 29.18	B
MER_MHQTOT_MOP	CELL PHONE EXPENSE	7140140	90043000	STRATEGIC PRICING	MER	1114	Target Enterprise, Inc.	\$ 1,790.70	3.00%	\$ 53.77	B
MER_MHQTOT_ADM	CELL PHONE EXPENSE	7140140	90047000	BUYERS IN TRAINING	MER	1114	Target Enterprise, Inc.	\$ 2,384.02	3.00%	\$ 71.58	B
MER_MHQTOT_MOP	CELL PHONE EXPENSE	7140140	90054000	MERCH PROCESS	MER	1114	Target Enterprise, Inc.	\$ 1,744.38	3.00%	\$ 52.38	B
MER_MHQTOT_APP	CELL PHONE EXPENSE	7140140	90055000	BOYS & GIRLS	MER	1114	Target Enterprise, Inc.	\$ 870.43	3.00%	\$ 26.14	B
MER_MHQTOT_HME	CELL PHONE EXPENSE	7140140	90062000	DECORATIVE HOME	MER	1114	Target Enterprise, Inc.	\$ 1,246.40	3.00%	\$ 37.42	B
MER_MHQTOT_HME	CELL PHONE EXPENSE	7140140	90065000	DOMESTICS DIVISION	MER	1114	Target Enterprise, Inc.	\$ 1,415.47	3.00%	\$ 42.50	B
MER_MHQTOT_HBH	CELL PHONE EXPENSE	7140140	90072000	SVP HLTH AND BEAUTY	MER	1114	Target Enterprise, Inc.	\$ 548.84	3.00%	\$ 16.48	B
MER_MHQTOT_MPS	CELL PHONE EXPENSE	7140140	90107000	MPSD MANAGEMENT	MER	1114	Target Enterprise, Inc.	\$ 1,482.47	3.00%	\$ 44.51	B
MER_MHQTOT_MPS	CELL PHONE EXPENSE	7140140	90110000	MPSD NON MANAGEMENT	MER	1114	Target Enterprise, Inc.	\$ 1,858.22	3.00%	\$ 55.80	B
MER_TGTCOM_LOCLNG	CELL PHONE EXPENSE	7140140	90500000	MOBILE STRATEGY	MER	1114	Target Enterprise, Inc.	\$ 3,387.99	3.00%	\$ 101.73	B
MER_MHQTOT_MPD	CELL PHONE EXPENSE	7140140	93246000	MPD PRESENTATION	MER	1114	Target Enterprise, Inc.	\$ 2,770.09	3.00%	\$ 83.18	B
MER_MHQTOT_MPN	CELL PHONE EXPENSE	7140140	93611000	SVP MP ESSNTL HRDLNS	MER	1114	Target Enterprise, Inc.	\$ 1,008.60	3.00%	\$ 30.28	B
STR_STROPS	LICENCE/FEE/OTHTAXES	7163210	90034000	FOOD OPERATIONS	MER	1114	Target Enterprise, Inc.	\$ 970.00	3.00%	\$ 29.13	B
MER_TGTCOM_MISCIN	OTHER EXPENSE	7192110	90500000	MOBILE STRATEGY	MER	1114	Target Enterprise, Inc.	\$ 321.62	3.00%	\$ 9.66	B
MER_MHQTOT_HME	CNTRL INTRAC/CHRG	7210135	90062000	DECORATIVE HOME	MER	1114	Target Enterprise, Inc.	\$ 1.20	3.00%	\$ 0.04	B
MER_TGTCOM_MISCIN	CNTRL INTRAC/CHRG	7210135	90500000	MOBILE STRATEGY	MER	1114	Target Enterprise, Inc.	\$ 9.46	3.00%	\$ 0.28	B
MER_MHQTOT_MPD	CNTRL INTRAC/CHRG	7210135	93246000	MPD PRESENTATION	MER	1114	Target Enterprise, Inc.	\$ 46,382.49	3.00%	\$ 1,392.69	B
MKT_MARKET	SIGN ON BONUS	7010230	90205000	GUEST INSIGHTS	MKT	1114	Target Enterprise, Inc.	\$ 5,000.00	7.71%	\$ 385.60	A
MKT_MARKET	MISC BENEFITS EXP	7021270	90160000	VP CREATIVE	MKT	1114	Target Enterprise, Inc.	\$ 5.82	7.71%	\$ 0.45	A
MKT_MARKET	MISC BENEFITS EXP	7021270	90175000	CREATIVE STUDIO	MKT	1114	Target Enterprise, Inc.	\$ 150.64	7.71%	\$ 11.62	A
MKT_MARKET	MISC BENEFITS EXP	7021270	90179000	CREATIVE OPS EXECUTE	MKT	1114	Target Enterprise, Inc.	\$ 158.02	7.71%	\$ 12.19	A
MKT_MARKET	MISC BENEFITS EXP	7021270	90193000	ISM PROCUREMENT	MKT	1114	Target Enterprise, Inc.	\$ 18.71	7.71%	\$ 1.44	A
MKT_MARKET	MISC BENEFITS EXP	7021270	90194000	ISM PROJECT MGMT	MKT	1114	Target Enterprise, Inc.	\$ 52.00	7.71%	\$ 4.01	A
MKT_MARKET	MISC BENEFITS EXP	7021270	90458000	SVP COMM ADMIN	MKT	1114	Target Enterprise, Inc.	\$ 216.35	7.71%	\$ 16.69	A
MKT_MARKET	MISC BENEFITS EXP	7021270	92105000	PRINT MGMT	MKT	1114	Target Enterprise, Inc.	\$ 108.85	7.71%	\$ 8.39	A
MKT_MARKET	2014PROD2015NWORKING	7030110	90160000	VP CREATIVE	MKT	1114	Target Enterprise, Inc.	\$ 6,806.08	7.71%	\$ 509.47	A
MKT_MARKET	OFFICE SUPPLIES	7040110	90139000	PHOTO STUDIO	MKT	1114	Target Enterprise, Inc.	\$ -14.26	7.71%	\$ -1.10	B
MKT_MARKET	OFFICE SUPPLIES	7040110	90141000	CREATIVE DIRECTION	MKT	1114	Target Enterprise, Inc.	\$ 274.58	7.71%	\$ 21.18	B
MKT_MARKET	OFFICE SUPPLIES	7040110	90160000	VP CREATIVE	MKT	1114	Target Enterprise, Inc.	\$ 1,017.30	7.71%	\$ 78.45	B
MKT_MARKET	OFFICE SUPPLIES	7040110	90175000	CREATIVE STUDIO	MKT	1114	Target Enterprise, Inc.	\$ 1,962.20	7.71%	\$ 15.13	B
MKT_MARKET	OFFICE SUPPLIES	7040110	90179000	CREATIVE OPS EXECUTE	MKT	1114	Target Enterprise, Inc.	\$ 781.36	7.71%	\$ 60.26	B
MKT_MARKET	OFFICE SUPPLIES	7040110	90193000	ISM PROCUREMENT	MKT	1114	Target Enterprise, Inc.	\$ 21.03	7.71%	\$ 1.62	B
MKT_MARKET	OFFICE SUPPLIES	7040110	90194000	ISM PROJECT MGMT	MKT	1114	Target Enterprise, Inc.	\$ 1.01	7.71%	\$ 0.08	B
MKT_MARKET	OFFICE SUPPLIES	7040110	90196000	ISM PLANNER	MKT	1114	Target Enterprise, Inc.	\$ 11.39	7.71%	\$ 0.88	B
MKT_MARKET	OFFICE SUPPLIES	7040110	90205000	GUEST INSIGHTS	MKT	1114	Target Enterprise, Inc.	\$ 663.46	7.71%	\$ 51.17	B
MKT_MARKET											

MKT_MARKET	SAMPLES EXPENSE	7040190	90175000	CREATIVE STUDIO	MKT	1114	Target Enterprise, Inc.	\$ 157.56	7.71%	\$ 12.15	B
MKT_MARKET	SAMPLES EXPENSE	7040190	90196000	ISM PLANNER	MKT	1114	Target Enterprise, Inc.	\$ 4,709.04	7.71%	\$ 363.16	B
MKT_MARKET	SAMPLES EXPENSE	7040190	90205000	GUEST INSIGHTS	MKT	1114	Target Enterprise, Inc.	\$ 162.49	7.71%	\$ 12.53	B
MKT_MARKET	OPERATING SUPPLIES	7040220	90139000	PHOTO STUDIO	MKT	1114	Target Enterprise, Inc.	\$ 1,375.33	7.71%	\$ 106.07	B
MKT_MARKET	OPERATING SUPPLIES	7040220	90175000	CREATIVE STUDIO	MKT	1114	Target Enterprise, Inc.	\$ 37.01	7.71%	\$ 2.85	B
MKT_MARKET	OPERATING SUPPLIES	7040220	90179000	CREATIVE OPS EXECUTE	MKT	1114	Target Enterprise, Inc.	\$ 114.58	7.71%	\$ 8.84	B
MKT_MARKET	OPERATING SUPPLIES	7040220	90205000	GUEST INSIGHTS	MKT	1114	Target Enterprise, Inc.	\$ 31.53	7.71%	\$ 2.43	B
MKT_MARKET	OPERATING SUPPLIES	7040220	90458000	SVP COMM ADMIN	MKT	1114	Target Enterprise, Inc.	\$ 735.16	7.71%	\$ 56.70	B
MKT_MARKET	EQUIPMENT EXPENSE	7040260	90141000	CREATIVE DIRECTION	MKT	1114	Target Enterprise, Inc.	\$ 53.55	7.71%	\$ 4.13	B
MKT_MARKET	EQUIPMENT EXPENSE	7040260	90175000	CREATIVE STUDIO	MKT	1114	Target Enterprise, Inc.	\$ 2,081.26	7.71%	\$ 160.51	B
MKT_MARKET	EQUIPMENT EXPENSE	7040260	90179000	CREATIVE OPS EXECUTE	MKT	1114	Target Enterprise, Inc.	\$ 388.65	7.71%	\$ 29.97	B
MKT_MARKET	EQUIPMENT EXPENSE	7040260	90201000	SAMPLE MANAGEMENT	MKT	1114	Target Enterprise, Inc.	\$ 2,950.00	7.71%	\$ 227.51	B
MKT_MARKET	OPER EQUIPMENT SUPPL	7040290	90205000	GUEST INSIGHTS	MKT	1114	Target Enterprise, Inc.	\$ 72.39	7.71%	\$ 5.58	B
MKT_MARKET	SHIPPING SUPPLIES	7040430	90201000	SAMPLE MANAGEMENT	MKT	1114	Target Enterprise, Inc.	\$ 3,584.75	7.71%	\$ 276.46	B
MKT_MARKET	POSTAGE	7062180	90141000	CREATIVE DIRECTION	MKT	1114	Target Enterprise, Inc.	\$ 2.87	7.71%	\$ 0.22	B
MKT_MARKET	POSTAGE	7062180	90160000	VP CREATIVE	MKT	1114	Target Enterprise, Inc.	\$ 79.00	7.71%	\$ 6.09	B
MKT_MARKET	POSTAGE	7062180	90193000	ISM PROCUREMENT	MKT	1114	Target Enterprise, Inc.	\$ 3.50	7.71%	\$ 0.27	B
MKT_MARKET	POSTAGE	7062180	90196000	ISM PLANNER	MKT	1114	Target Enterprise, Inc.	\$ 291.96	7.71%	\$ 22.52	B
MKT_MARKET	POSTAGE	7062180	90205000	GUEST INSIGHTS	MKT	1114	Target Enterprise, Inc.	\$ 110.68	7.71%	\$ 8.54	B
MKT_MARKET	POSTAGE	7062180	90458000	SVP COMM ADMIN	MKT	1114	Target Enterprise, Inc.	\$ 36.41	7.71%	\$ 2.81	B
MKT_MARKET	PRINTING/DUPLICATING	7062200	90141000	CREATIVE DIRECTION	MKT	1114	Target Enterprise, Inc.	\$ 20.72	7.71%	\$ 1.60	B
MKT_MARKET	PRINTING/DUPLICATING	7062200	90205000	GUEST INSIGHTS	MKT	1114	Target Enterprise, Inc.	\$ 3.00	7.71%	\$ 0.23	B
MKT_MARKET	ELECT EQUIP REP EXP	7062240	90179000	CREATIVE OPS EXECUTE	MKT	1114	Target Enterprise, Inc.	\$ 134.09	7.71%	\$ 10.34	B
MKT_MARKET	SEMINARS/CONFERENCES	7080110	90160000	VP CREATIVE	MKT	1114	Target Enterprise, Inc.	\$ 1,975.00	7.71%	\$ 152.31	B
MKT_MARKET	SEMINARS/CONFERENCES	7080110	90175000	CREATIVE STUDIO	MKT	1114	Target Enterprise, Inc.	\$ 375.00	7.71%	\$ 28.92	B
MKT_MARKET	SEMINARS/CONFERENCES	7080110	90205000	GUEST INSIGHTS	MKT	1114	Target Enterprise, Inc.	\$ 135.00	7.71%	\$ 10.41	B
MKT_MARKET	SEMINARS/CONFERENCES	7080110	92105000	PRINT MGMT	MKT	1114	Target Enterprise, Inc.	-\$ 175.00	7.71%	-\$ 13.50	B
MKT_MARKET	PROFDUES/MEMBER/SUBS	7080130	90139000	PHOTO STUDIO	MKT	1114	Target Enterprise, Inc.	\$ 227.74	7.71%	\$ 17.56	B
MKT_MARKET	PROFDUES/MEMBER/SUBS	7080130	90140000	CIRC CREATIVE ADMIN	MKT	1114	Target Enterprise, Inc.	\$ 86.45	7.71%	\$ 6.67	B
MKT_MARKET	PROFDUES/MEMBER/SUBS	7080130	90160000	VP CREATIVE	MKT	1114	Target Enterprise, Inc.	\$ 66.40	7.71%	\$ 5.12	B
MKT_MARKET	PROFDUES/MEMBER/SUBS	7080130	90175000	CREATIVE STUDIO	MKT	1114	Target Enterprise, Inc.	\$ 1,829.70	7.71%	\$ 141.11	B
MKT_MARKET	PROFDUES/MEMBER/SUBS	7080130	90179000	CREATIVE OPS EXECUTE	MKT	1114	Target Enterprise, Inc.	\$ 3,829.27	7.71%	\$ 295.32	B
MKT_MARKET	PROFDUES/MEMBER/SUBS	7080130	90205000	GUEST INSIGHTS	MKT	1114	Target Enterprise, Inc.	\$ 8,845.96	7.71%	\$ 682.21	B
MKT_MARKET	TM MEALS/ENTERTAINMT	7120110	90137000	PRINT BUYING	MKT	1114	Target Enterprise, Inc.	\$ 742.85	7.71%	\$ 57.29	B
MKT_MARKET	TM MEALS/ENTERTAINMT	7120110	90141000	CREATIVE DIRECTION	MKT	1114	Target Enterprise, Inc.	\$ 294.87	7.71%	\$ 22.74	B
MKT_MARKET	TM MEALS/ENTERTAINMT	7120110	90143000	SALES PROMOTION MKT	MKT	1114	Target Enterprise, Inc.	\$ 64.34	7.71%	\$ 4.96	B
MKT_MARKET	TM MEALS/ENTERTAINMT	7120110	90160000	VP CREATIVE	MKT	1114	Target Enterprise, Inc.	\$ 4,406.34	7.71%	\$ 339.82	B
MKT_MARKET	TM MEALS/ENTERTAINMT	7120110	90175000	CREATIVE STUDIO	MKT	1114	Target Enterprise, Inc.	\$ 6,553.02	7.71%	\$ 505.37	B
MKT_MARKET	TM MEALS/ENTERTAINMT	7120110	90179000	CREATIVE OPS EXECUTE	MKT	1114	Target Enterprise, Inc.	\$ 690.58	7.71%	\$ 53.26	B
MKT_MARKET	TM MEALS/ENTERTAINMT	7120110	90193000	ISM PROCUREMENT	MKT	1114	Target Enterprise, Inc.	\$ 241.91	7.71%	\$ 18.66	B
MKT_MARKET	TM MEALS/ENTERTAINMT	7120110	90194000	ISM PROJECT MGMT	MKT	1114	Target Enterprise, Inc.	\$ 40.43	7.71%	\$ 3.12	B
MKT_MARKET	TM MEALS/ENTERTAINMT	7120110	90196000	ISM PLANNER	MKT	1114	Target Enterprise, Inc.	\$ 867.02	7.71%	\$ 66.87	B
MKT_MARKET	TM MEALS/ENTERTAINMT	7120110	90205000	GUEST INSIGHTS	MKT	1114	Target Enterprise, Inc.	\$ 874.81	7.71%	\$ 67.47	B
MKT_MARKET	TM MEALS/ENTERTAINMT	7120110	90458000	SVP COMM ADMIN	MKT	1114	Target Enterprise, Inc.	\$ 453.98	7.71%	\$ 35.00	B
MKT_MARKET	TM MEALS/ENTERTAINMT	7120110	92105000	PRINT MGMT	MKT	1114	Target Enterprise, Inc.	\$ 217.83	7.71%	\$ 16.80	B
MKT_MARKET	TM MEALS/ENTERTAINMT	7120110	93457000	PLANNING AND OPTIMIZ	MKT	1114	Target Enterprise, Inc.	\$ 144.63	7.71%	\$ 11.15	B
MKT_MARKET	OTH MEALS/ENTERTAIN	7120120	90137000	PRINT BUYING	MKT	1114	Target Enterprise, Inc.	\$ 15.49	7.71%	\$ 1.19	B
MKT_MARKET	OTH MEALS/ENTERTAIN	7120120	90141000	CREATIVE DIRECTION	MKT	1114	Target Enterprise, Inc.	\$ 232.67	7.71%	\$ 17.94	B
MKT_MARKET	OTH MEALS/ENTERTAIN	7120120	90160000	VP CREATIVE	MKT	1114	Target Enterprise, Inc.	\$ 1,062.27	7.71%	\$ 81.92	B
MKT_MARKET	OTH MEALS/ENTERTAIN	7120120	90175000	CREATIVE STUDIO	MKT	1114	Target Enterprise, Inc.	\$ 4,020.84	7.71%	\$ 310.09	B
MKT_MARKET	OTH MEALS/ENTERTAIN	7120120	90179000	CREATIVE OPS EXECUTE	MKT	1114	Target Enterprise, Inc.	\$ 1,592.49	7.71%	\$ 122.81	B
MKT_MARKET	OTH MEALS/ENTERTAIN	7120120	90193000	ISM PROCUREMENT	MKT	1114	Target Enterprise, Inc.	\$ 207.81	7.71%	\$ 16.03	B
MKT_MARKET	OTH MEALS/ENTERTAIN	7120120	90194000	ISM PROJECT MGMT	MKT	1114	Target Enterprise, Inc.	\$ 8.54	7.71%	\$ 0.66	B
MKT_MARKET	OTH MEALS/ENTERTAIN	7120120	90196000	ISM PLANNER	MKT	1114	Target Enterprise, Inc.	\$ 276.40	7.71%	\$ 21.32	B
MKT_MARKET	OTH MEALS/ENTERTAIN	7120120	90205000	GUEST INSIGHTS	MKT	1114	Target Enterprise, Inc.	\$ 1,707.43	7.71%	\$ 131.68	B
MKT_MARKET	AIRFARE	7120130	90137000	PRINT BUYING	MKT	1114	Target Enterprise, Inc.	\$ 176.00	7.71%	\$ 13.57	B
MKT_MARKET	AIRFARE	7120130	90139000	PHOTO STUDIO	MKT	1114	Target Enterprise, Inc.	\$ 1,498.14	7.71%	\$ 115.54	B
MKT_MARKET	AIRFARE	7120130	90141000	CREATIVE DIRECTION	MKT	1114	Target Enterprise, Inc.	\$ 531.25	7.71%	\$ 40.97	B
MKT_MARKET	AIRFARE	7120130	90160000	VP CREATIVE	MKT	1114	Target Enterprise, Inc.	\$ 7,357.15	7.71%	\$ 567.39	B
MKT_MARKET	AIRFARE	7120130	90175000	CREATIVE STUDIO	MKT	1114	Target Enterprise, Inc.	\$ 16,384.58	7.71%	\$ 1,263.59	B
MKT_MARKET	AIRFARE	7120130	90179000	CREATIVE OPS EXECUTE	MKT	1114	Target Enterprise, Inc.	\$ 3,915.72	7.71%	\$ 301.98	B
MKT_MARKET	AIRFARE	7120130	90193000	ISM PROCUREMENT	MKT	1114	Target Enterprise, Inc.	\$ 7,330.43	7.71%	\$ 565.33	B
MKT_MARKET	AIRFARE	7120130	90196000	ISM PLANNER	MKT	1114	Target Enterprise, Inc.	\$ 5,423.63	7.71%	\$ 418.27	B
MKT_MARKET	AIRFARE	7120130	90205000	GUEST INSIGHTS	MKT	1114	Target Enterprise, Inc.	\$ 9,249.98	7.71%	\$ 713.36	B
MKT_MARKET	AIRFARE	7120130	90458000	SVP COMM ADMIN	MKT	1114	Target Enterprise, Inc.	\$ 99.48	7.71%	\$ 7.67	B
MKT_MARKET	AIRFARE	7120130	92105000	PRINT MGMT	MKT	1114	Target Enterprise, Inc.	\$ 88.00	7.71%	\$ 6.79	B
MKT_MARKET	TRAVEL EXPENSES	7120140	90137000	PRINT BUYING	MKT	1114	Target Enterprise, Inc.	\$ 1,017.50	7.71%	\$ 78.47	B
MKT_MARKET	TRAVEL EXPENSES	7120140	90141000	CREATIVE DIRECTION	MKT	1114	Target Enterprise, Inc.	\$ 2,100.86	7.71%	\$ 162.02	B
MKT_MARKET	TRAVEL EXPENSES	7120140	90160000	VP CREATIVE	MKT	1114	Target Enterprise, Inc.	\$ 20,154.14	7.71%	\$ 1,554.30	B
MKT_MARKET	TRAVEL EXPENSES	7120140	90175000	CREATIVE STUDIO	MKT	1114	Target Enterprise, Inc.	\$ 30,412.04	7.71%	\$ 2,345.40	B
MKT_MARKET	TRAVEL EXPENSES	7120140	90179000	CREATIVE OPS EXECUTE	MKT	1114	Target Enterprise, Inc.	\$ 12,312.87	7.71%	\$ 949.58	B
MKT_MARKET	TRAVEL EXPENSES	7120140	90193000	ISM PROCUREMENT	MKT	1114	Target Enterprise, Inc.	\$ 97.39	7.71%	\$ 7.51	B
MKT_MARKET	TRAVEL EXPENSES	7120140	90194000	ISM PROJECT MGMT	MKT	1114	Target Enterprise, Inc.	\$ 210.08	7.71%	\$ 16.20	B
MKT_MARKET	TRAVEL EXPENSES	7120140	90196000	ISM PLANNER	MKT	1114	Target Enterprise, Inc.	\$ 5,070.56	7.71%	\$ 391.04	B
MKT_MARKET	TRAVEL EXPENSES	7120140	90205000	GUEST INSIGHTS	MKT	1114	Target Enterprise, Inc.	\$ 14,118.13	7.71%	\$ 1,088.80	B
MKT_MARKET	TRAVEL EXPENSES	7120140	92105000	PRINT MGMT	MKT	1114	Target Enterprise, Inc.	\$ 402.50	7.71%	\$ 31.04	B
MKT_MARKET	MILE/PARK REIMB EXP	7120150	90137000	PRINT BUYING	MKT	1114	Target Enterprise, Inc.	\$ 21.72	7.71%	\$ 1.68	B
MKT_MARKET	MILE/PARK REIMB EXP	7120150	90139000	PHOTO STUDIO	MKT	1114	Target Enterprise, Inc.	\$ 40.75	7.71%	\$ 3.14	B
MKT_MARKET	MILE/PARK REIMB EXP	7120150	90160000	VP CREATIVE	MKT	1114	Target Enterprise, Inc.	\$ 746.50	7.71%	\$ 57.57	B
MKT_MARKET	MILE/PARK REIMB EXP	7120150	90175000	CREATIVE STUDIO	MKT	1114	Target Enterprise, Inc.	\$ 792.91	7.71%	\$ 61.15	B
MKT_MARKET	MILE/PARK REIMB EXP	7120150	90179000	CREATIVE OPS EXECUTE	MKT	1114	Target Enterprise, Inc.	\$ 477.25	7.71%	\$ 36.81	B
MKT_MARKET	MILE/PARK REIMB EXP	7120150	90193000	ISM PROCUREMENT	MKT	1114	Target Enterprise, Inc.	\$ 280.94	7.71%	\$ 21.67	B
MKT_MARKET	MILE/PARK REIMB EXP	7120150	90194000	ISM PROJECT MGMT	MKT	1114	Target Enterprise, Inc.	\$ 77.00	7.71%	\$ 5.94	B
MKT_MARKET	MILE/PARK REIMB EXP	7120150	90196000	ISM PLANNER	MKT	1114	Target Enterprise, Inc.	\$ 496.94	7.71%	\$ 38.32	B
MKT_MARKET	MILE/PARK REIMB EXP	7120150	90201000	SAMPLE MANAGEMENT	MKT	1114	Target Enterprise, Inc.	\$ 111.24	7.71%	\$ 8.58	B
MKT_MARKET	MILE/PARK REIMB EXP	7120150	90205000	GUEST INSIGHTS	MKT	1114	Target Enterprise, Inc.	\$ 1,365.75	7.71%	\$ 105.33	B
MKT_MARKET	MILE/PARK REIMB EXP	7120150	90458000	SVP COMM ADMIN	MKT	1114	Target Enterprise, Inc.	\$ 61.52	7.71%	\$ 4.74	B
MKT_MARKET	CAR RENTAL	7120160	90160000	VP CREATIVE	MKT	1114	Target Enterprise, Inc.	\$ 432.60	7.71%	\$ 33.36	B
MKT_MARKET	CAR RENTAL	7120160	90175000	CREATIVE STUDIO	MKT	1114	Target Enterprise, Inc.	\$ 422.73	7.71%	\$ 32.60	B
MKT_MARKET	CAR RENTAL	7120160	90179000	CREATIVE OPS EXECUTE	MKT	1114	Target Enterprise, Inc.	\$ 245.40	7.71%	\$ 18.93	B
MKT_MARKET	CAR RENTAL	7120160	90193000	ISM PROCUREMENT	MKT	1114	Target Enterprise, Inc.	\$ 138.55	7.71%	\$ 10.69	B
MKT_MARKET	CAR RENTAL	7120160	90196000	ISM PLANNER	MKT	1114	Target Enterprise, Inc.	\$ 233.07	7.71%	\$ 17.97	B
MKT_MARKET	CAR RENTAL	7120160	90205000	GUEST INSIGHTS	MKT	1114	Target Enterprise, Inc.	\$ 862.55	7.71%	\$ 51.10	B
MKT_MARKET	CAR RENTAL	7120160	92105000	PRINT MGMT	MKT	1114	Target Enterprise, Inc.	\$ 174.27	7.71%	\$ 13.44	B
MKT_MARKET	FOREIGN AIRFARE	7120170	90140000	CIRC CREATIVE ADMIN	MKT	1114	Target Enterprise, Inc.	\$ 1,318.20	7.71%	\$ 101.66	B
MKT_MARKET	FOREIGN AIRFARE	7120170	90141000	CREATIVE DIRECTION	MKT	1114	Target Enterprise, Inc.	\$ 819.13	7.71%	\$ 63.17	B
MKT_MARKET	FOREIGN AIRFARE	7120170	90160000	VP CREATIVE	MKT	1114	Target Enterprise, Inc.	\$ 7,700.26	7.71%	\$ 593.85	B
MKT_MARKET	FOREIGN AIRFARE	7120170	90175000	CREATIVE STUDIO	MKT	1114	Target Enterprise, Inc.	\$ 66,860.10	7.71%	\$ 5,156.29	B
MKT_MARKET	FOREIGN AIRFARE	7120170	90179000	CREATIVE OPS EXECUTE	MKT	1114	Target Enterprise, Inc.	\$ 5,656.60	7.71%	\$ 436.24	B
MKT_MARKET	FOREIGN AIRFARE	7120170	90193000	ISM PROCUREMENT	MKT	1114	Target Enterprise, Inc.	\$ 832.05	7.71%	\$ 64.17	B
MKT_MARKET	FOREIGN AIRFARE	7120170	90196000	ISM PLANNER	MKT	1114	Target Enterprise, Inc.	\$ 3,279.79	7.71%	\$ 252.94	B
MKT_MARKET	FOREIGN AIRFARE	7120170	90205000	GUEST INSIGHTS	MKT	1114	Target Enterprise, Inc.	\$ 3,281.04	7.71%	\$ 253.04	B
MKT_MARKET	FOREIGN TRAVEL EXP	7120180	90140000	CIRC CREATIVE ADMIN	MKT	1114	Target Enterprise, Inc.	\$ 738.22	7.71%	\$ 56.93	B
MKT_MARKET	FOREIGN TRAVEL EXP	7120180	90141000	CREATIVE DIRECTION	MKT	1114	Target Enterprise, Inc.	\$ 815.45	7.71%	\$ 62.89	B

MKT_MARKET	FOREIGN TRAVEL EXP	7120180	90175000	CREATIVE STUDIO	MKT	1114	Target Enterprise, Inc.	\$ 1,145.89	7.71%	\$ 88.37	B
MKT_MARKET	FOREIGN TRAVEL EXP	7120180	90179000	CREATIVE OPS EXECUTE	MKT	1114	Target Enterprise, Inc.	\$ 187.20	7.71%	\$ 14.44	B
MKT_MARKET	FOREIGN TRAVEL EXP	7120180	90193000	ISM PROCUREMENT	MKT	1114	Target Enterprise, Inc.	\$ 2,167.93	7.71%	\$ 167.19	B
MKT_MARKET	FOREIGN TRAVEL EXP	7120180	90196000	ISM PLANNER	MKT	1114	Target Enterprise, Inc.	\$ 1,850.45	7.71%	\$ 127.28	B
MKT_MARKET	FOREIGN MEALS/ENTERT	7120190	90140000	CIRC CREATIVE ADMIN	MKT	1114	Target Enterprise, Inc.	\$ 34.89	7.71%	\$ 2.68	B
MKT_MARKET	FOREIGN MEALS/ENTERT	7120190	90141000	CREATIVE DIRECTION	MKT	1114	Target Enterprise, Inc.	\$ 80.90	7.71%	\$ 6.24	B
MKT_MARKET	FOREIGN MEALS/ENTERT	7120190	90160000	VP CREATIVE	MKT	1114	Target Enterprise, Inc.	\$ 28.80	7.71%	\$ 2.22	B
MKT_MARKET	FOREIGN MEALS/ENTERT	7120190	90175000	CREATIVE STUDIO	MKT	1114	Target Enterprise, Inc.	\$ 169.64	7.71%	\$ 13.08	B
MKT_MARKET	FOREIGN MEALS/ENTERT	7120190	90193000	ISM PROCUREMENT	MKT	1114	Target Enterprise, Inc.	\$ 210.93	7.71%	\$ 16.27	B
MKT_MARKET	FOREIGN MEALS/ENTERT	7120190	90196000	ISM PLANNER	MKT	1114	Target Enterprise, Inc.	\$ 135.01	7.71%	\$ 10.41	B
MKT_MARKET	DATA NETWORK EXPENSE	7140110	90160000	VP CREATIVE	MKT	1114	Target Enterprise, Inc.	\$ 73.80	7.71%	\$ 5.69	B
MKT_MARKET	DATA NETWORK EXPENSE	7140110	90175000	CREATIVE STUDIO	MKT	1114	Target Enterprise, Inc.	\$ 461.62	7.71%	\$ 35.60	B
MKT_MARKET	DATA NETWORK EXPENSE	7140110	90179000	CREATIVE OPS EXECUTE	MKT	1114	Target Enterprise, Inc.	\$ 221.70	7.71%	\$ 17.10	B
MKT_MARKET	DATA NETWORK EXPENSE	7140110	90194000	ISM PROJECT MGMT	MKT	1114	Target Enterprise, Inc.	\$ 14.00	7.71%	\$ 1.08	B
MKT_MARKET	DATA NETWORK EXPENSE	7140110	90196000	ISM PLANNER	MKT	1114	Target Enterprise, Inc.	\$ 20.95	7.71%	\$ 1.62	B
MKT_MARKET	DATA NETWORK EXPENSE	7140110	90205000	GUEST INSIGHTS	MKT	1114	Target Enterprise, Inc.	\$ 214.50	7.71%	\$ 16.54	B
MKT_MARKET	CELL PHONE EXPENSE	7140140	90137000	PRINT BUYING	MKT	1114	Target Enterprise, Inc.	\$ 55.79	7.71%	\$ 4.30	B
MKT_MARKET	CELL PHONE EXPENSE	7140140	90139000	PHOTO STUDIO	MKT	1114	Target Enterprise, Inc.	\$ 484.11	7.71%	\$ 37.33	B
MKT_MARKET	CELL PHONE EXPENSE	7140140	90140000	CIRC CREATIVE ADMIN	MKT	1114	Target Enterprise, Inc.	\$ 479.78	7.71%	\$ 37.00	B
MKT_MARKET	CELL PHONE EXPENSE	7140140	90141000	CREATIVE DIRECTION	MKT	1114	Target Enterprise, Inc.	\$ 237.70	7.71%	\$ 18.33	B
MKT_MARKET	CELL PHONE EXPENSE	7140140	90143000	SALES PROMOTION MKT	MKT	1114	Target Enterprise, Inc.	\$ 56.12	7.71%	\$ 4.33	B
MKT_MARKET	CELL PHONE EXPENSE	7140140	90160000	VP CREATIVE	MKT	1114	Target Enterprise, Inc.	\$ 874.87	7.71%	\$ 67.47	B
MKT_MARKET	CELL PHONE EXPENSE	7140140	90175000	CREATIVE STUDIO	MKT	1114	Target Enterprise, Inc.	\$ 3,596.51	7.71%	\$ 277.37	B
MKT_MARKET	CELL PHONE EXPENSE	7140140	90179000	CREATIVE OPS EXECUTE	MKT	1114	Target Enterprise, Inc.	\$ 4,236.19	7.71%	\$ 326.70	B
MKT_MARKET	CELL PHONE EXPENSE	7140140	90193000	ISM PROCUREMENT	MKT	1114	Target Enterprise, Inc.	\$ 154.03	7.71%	\$ 11.88	B
MKT_MARKET	CELL PHONE EXPENSE	7140140	90194000	ISM PROJECT MGMT	MKT	1114	Target Enterprise, Inc.	\$ 194.39	7.71%	\$ 14.99	B
MKT_MARKET	CELL PHONE EXPENSE	7140140	90196000	ISM PLANNER	MKT	1114	Target Enterprise, Inc.	\$ 482.09	7.71%	\$ 37.18	B
MKT_MARKET	CELL PHONE EXPENSE	7140140	90198000	PROJECT MANAGEMENT	MKT	1114	Target Enterprise, Inc.	\$ 630.32	7.71%	\$ 48.61	B
MKT_MARKET	CELL PHONE EXPENSE	7140140	90205000	GUEST INSIGHTS	MKT	1114	Target Enterprise, Inc.	\$ 2,265.93	7.71%	\$ 174.75	B
MKT_MARKET	CELL PHONE EXPENSE	7140140	90458000	SVP COMM ADMIN	MKT	1114	Target Enterprise, Inc.	\$ 2,674.73	7.71%	\$ 206.28	B
MKT_MARKET	CELL PHONE EXPENSE	7140140	92105000	PRINT MGMT	MKT	1114	Target Enterprise, Inc.	\$ 130.14	7.71%	\$ 10.04	B
MKT_MARKET	CELL PHONE EXPENSE	7140140	93457000	PLANNING AND OPTIMIZ	MKT	1114	Target Enterprise, Inc.	\$ 449.34	7.71%	\$ 34.65	B
MKT_MARKET	TELECOM MAINTENANCE	7140150	90175000	CREATIVE STUDIO	MKT	1114	Target Enterprise, Inc.	\$ 85.81	7.71%	\$ 6.62	B
MKT_MARKET	OTHER EXPENSE	7192110	90205000	GUEST INSIGHTS	MKT	1114	Target Enterprise, Inc.	\$ 1,308.49	7.71%	\$ 100.91	B
MKT_MARKET	OTHER EXPENSE	7192110	90458000	SVP COMM ADMIN	MKT	1114	Target Enterprise, Inc.	\$ 253.91	7.71%	\$ 19.58	B
MKT_MARKET	GIFT CARD EXPENSE	7192190	90205000	GUEST INSIGHTS	MKT	1114	Target Enterprise, Inc.	\$ 7,892.73	7.71%	\$ 608.69	B
MKT_MARKET	CNTRL INTRA/C CHRG	7210135	90205000	GUEST INSIGHTS	MKT	1114	Target Enterprise, Inc.	\$ 1.00	7.71%	\$ 0.08	B
MKT_MARKET	CNTRL INTRA/C CHRG	7210135	90458000	SVP COMM ADMIN	MKT	1114	Target Enterprise, Inc.	\$ 18.58	7.71%	\$ 1.43	B
MKT_MARKET	IC CHARGEOUT	7220110	90179000	CREATIVE OPS EXECUTE	MKT	1114	Target Enterprise, Inc.	\$ 797.39	7.71%	\$ 61.50	B
TPD_PDQTE	SIGN ON BONUS	7010230	90007000	SYSTEMS	TPD	1114	Target Enterprise, Inc.	\$ 7,000.00	6.89%	\$ 482.19	A
TPD_PDQTE	MISC BENEFITS EXP	7021270	90007000	SYSTEMS	TPD	1114	Target Enterprise, Inc.	\$ 19.97	6.89%	\$ 1.38	A
TPD_PDQTE	MISC BENEFITS EXP	7021270	90018000	EQUIPMENT	TPD	1114	Target Enterprise, Inc.	\$ 81.22	6.89%	\$ 5.59	A
TPD_PDQTE	MISC BENEFITS EXP	7021270	90253000	INT AND EXT SERVICES	TPD	1114	Target Enterprise, Inc.	\$ 25.10	6.89%	\$ 1.73	A
TPD_PDQTE	MISC BENEFITS EXP	7021270	90263000	RESOURCE RECOVERY	TPD	1114	Target Enterprise, Inc.	\$ 176.88	6.89%	\$ 12.19	A
TPD_PDQTE	MISC BENEFITS EXP	7021270	90265000	FIXTURE PROCUREMENT	TPD	1114	Target Enterprise, Inc.	\$ 15.47	6.89%	\$ 1.07	A
TPD_PDQTE	MISC BENEFITS EXP	7021270	90279000	BUS INTELLIGENCE	TPD	1114	Target Enterprise, Inc.	\$ 64.53	6.89%	\$ 4.45	A
TPD_PDQTE	MISC BENEFITS EXP	7021270	90306000	FIELD OPERATIONS	TPD	1114	Target Enterprise, Inc.	\$ 38.10	6.89%	\$ 2.62	A
TPD_PDQTE	OFFICE SUPPLIES	7040110	90007000	SYSTEMS	TPD	1114	Target Enterprise, Inc.	\$ 27.84	6.89%	\$ 1.92	B
TPD_PDQTE	OFFICE SUPPLIES	7040110	90018000	EQUIPMENT	TPD	1114	Target Enterprise, Inc.	\$ 1.85	6.89%	\$ 0.13	B
TPD_PDQTE	OFFICE SUPPLIES	7040110	90259000	ENERGY MANAGEMENT	TPD	1114	Target Enterprise, Inc.	\$ 9.56	6.89%	\$ 0.66	B
TPD_PDQTE	OFFICE SUPPLIES	7040110	90263000	RESOURCE RECOVERY	TPD	1114	Target Enterprise, Inc.	\$ 48.73	6.89%	\$ 3.36	B
TPD_PDQTE	OFFICE SUPPLIES	7040110	90266000	INDIRECT PORCURE OPS	TPD	1114	Target Enterprise, Inc.	\$ 1.21	6.89%	\$ 0.08	B
TPD_PDQTE	OFFICE SUPPLIES	7040110	90306000	FIELD OPERATIONS	TPD	1114	Target Enterprise, Inc.	\$ 16.39	6.89%	\$ 1.13	B
TPD_PDQTE	MEDICAL SUPPLIES	7040200	90263000	RESOURCE RECOVERY	TPD	1114	Target Enterprise, Inc.	\$ 213.08	6.89%	\$ 14.68	B
TPD_PDQTE	OPERATING SUPPLIES	7040220	90263000	RESOURCE RECOVERY	TPD	1114	Target Enterprise, Inc.	\$ 1,363.00	6.89%	\$ 93.89	B
TPD_PDQTE	EQUIPMENT EXPENSE	7040260	90007000	SYSTEMS	TPD	1114	Target Enterprise, Inc.	\$ 13.81	6.89%	\$ 0.95	B
TPD_PDQTE	TECH MAINT REPAIREXP	7050390	90246000	TGT PROPERTIES ADMIN	TPD	1114	Target Enterprise, Inc.	\$ 10,500.00	6.89%	\$ 723.29	B
TPD_PDQTE	TRASH EXPENSE	7062110	90263000	RESOURCE RECOVERY	TPD	1114	Target Enterprise, Inc.	\$ 2,640.00	6.89%	\$ 181.86	B
TPD_PDQTE	POSTAGE	7062180	90007000	SYSTEMS	TPD	1114	Target Enterprise, Inc.	\$ 2.88	6.89%	\$ 0.20	B
TPD_PDQTE	POSTAGE	7062180	90018000	EQUIPMENT	TPD	1114	Target Enterprise, Inc.	\$ 1.92	6.89%	\$ 0.13	B
TPD_PDQTE	POSTAGE	7062180	90246000	TGT PROPERTIES ADMIN	TPD	1114	Target Enterprise, Inc.	\$ 0.48	6.89%	\$ 0.03	B
TPD_PDQTE	POSTAGE	7062180	90259000	ENERGY MANAGEMENT	TPD	1114	Target Enterprise, Inc.	\$ 3.24	6.89%	\$ 0.22	B
TPD_PDQTE	POSTAGE	7062180	90261000	PROCUREMENT OPS	TPD	1114	Target Enterprise, Inc.	\$ 5.75	6.89%	\$ 0.40	B
TPD_PDQTE	POSTAGE	7062180	90263000	RESOURCE RECOVERY	TPD	1114	Target Enterprise, Inc.	\$ 116.30	6.89%	\$ 8.01	B
TPD_PDQTE	PRINTING/DUPLICATING	7062200	90259000	ENERGY MANAGEMENT	TPD	1114	Target Enterprise, Inc.	\$ 8.09	6.89%	\$ 0.56	B
TPD_PDQTE	SEMINARS/CONFERENCES	7080110	90007000	SYSTEMS	TPD	1114	Target Enterprise, Inc.	\$ 255.00	6.89%	\$ 17.57	B
TPD_PDQTE	SEMINARS/CONFERENCES	7080110	90018000	EQUIPMENT	TPD	1114	Target Enterprise, Inc.	\$ 225.00	6.89%	\$ 15.50	B
TPD_PDQTE	SEMINARS/CONFERENCES	7080110	90259000	ENERGY MANAGEMENT	TPD	1114	Target Enterprise, Inc.	\$ 289.00	6.89%	\$ 19.91	B
TPD_PDQTE	SEMINARS/CONFERENCES	7080110	90263000	RESOURCE RECOVERY	TPD	1114	Target Enterprise, Inc.	\$ 650.00	6.89%	\$ 44.78	B
TPD_PDQTE	SEMINARS/CONFERENCES	7080110	90279000	BUS INTELLIGENCE	TPD	1114	Target Enterprise, Inc.	\$ 5,613.00	6.89%	\$ 386.65	B
TPD_PDQTE	PROFDUES/MEMBER/SUBS	7080130	90007000	SYSTEMS	TPD	1114	Target Enterprise, Inc.	\$ 261.00	6.89%	\$ 17.98	B
TPD_PDQTE	PROFDUES/MEMBER/SUBS	7080130	90018000	EQUIPMENT	TPD	1114	Target Enterprise, Inc.	\$ 118.00	6.89%	\$ 8.13	B
TPD_PDQTE	PROFDUES/MEMBER/SUBS	7080130	90246000	TGT PROPERTIES ADMIN	TPD	1114	Target Enterprise, Inc.	\$ 2,340.90	6.89%	\$ 161.25	B
TPD_PDQTE	PROFDUES/MEMBER/SUBS	7080130	90253000	INT AND EXT SERVICES	TPD	1114	Target Enterprise, Inc.	\$ 258.00	6.89%	\$ 17.77	B
TPD_PDQTE	PROFDUES/MEMBER/SUBS	7080130	90259000	ENERGY MANAGEMENT	TPD	1114	Target Enterprise, Inc.	\$ 13.20	6.89%	\$ 0.91	B
TPD_PDQTE	TM MEALS/ENTERTAINMT	7120110	90007000	SYSTEMS	TPD	1114	Target Enterprise, Inc.	\$ 1,146.72	6.89%	\$ 78.99	B
TPD_PDQTE	TM MEALS/ENTERTAINMT	7120110	90018000	EQUIPMENT	TPD	1114	Target Enterprise, Inc.	\$ 705.13	6.89%	\$ 48.57	B
TPD_PDQTE	TM MEALS/ENTERTAINMT	7120110	90246000	TGT PROPERTIES ADMIN	TPD	1114	Target Enterprise, Inc.	\$ 242.90	6.89%	\$ 16.73	B
TPD_PDQTE	TM MEALS/ENTERTAINMT	7120110	90253000	INT AND EXT SERVICES	TPD	1114	Target Enterprise, Inc.	\$ 341.80	6.89%	\$ 23.54	B
TPD_PDQTE	TM MEALS/ENTERTAINMT	7120110	90259000	ENERGY MANAGEMENT	TPD	1114	Target Enterprise, Inc.	\$ 558.00	6.89%	\$ 38.44	B
TPD_PDQTE	TM MEALS/ENTERTAINMT	7120110	90263000	RESOURCE RECOVERY	TPD	1114	Target Enterprise, Inc.	\$ 2,139.48	6.89%	\$ 147.38	B
TPD_PDQTE	TM MEALS/ENTERTAINMT	7120110	90306000	FIELD OPERATIONS	TPD	1114	Target Enterprise, Inc.	\$ 768.29	6.89%	\$ 52.92	B
TPD_PDQTE	OTH MEALS/ENTERTAIN	7120120	90007000	SYSTEMS	TPD	1114	Target Enterprise, Inc.	\$ 581.34	6.89%	\$ 40.05	B
TPD_PDQTE	OTH MEALS/ENTERTAIN	7120120	90018000	EQUIPMENT	TPD	1114	Target Enterprise, Inc.	\$ 248.54	6.89%	\$ 17.12	B
TPD_PDQTE	OTH MEALS/ENTERTAIN	7120120	90246000	TGT PROPERTIES ADMIN	TPD	1114	Target Enterprise, Inc.	\$ 266.77	6.89%	\$ 18.38	B
TPD_PDQTE	OTH MEALS/ENTERTAIN	7120120	90253000	INT AND EXT SERVICES	TPD	1114	Target Enterprise, Inc.	\$ 249.02	6.89%	\$ 17.15	B
TPD_PDQTE	OTH MEALS/ENTERTAIN	7120120	90259000	ENERGY MANAGEMENT	TPD	1114	Target Enterprise, Inc.	\$ 266.72	6.89%	\$ 18.37	B
TPD_PDQTE	OTH MEALS/ENTERTAIN	7120120	90261000	PROCUREMENT OPS	TPD	1114	Target Enterprise, Inc.	\$ 9.48	6.89%	\$ 0.65	B
TPD_PDQTE	OTH MEALS/ENTERTAIN	7120120	90263000	RESOURCE RECOVERY	TPD	1114	Target Enterprise, Inc.	\$ 1,010.85	6.89%	\$ 69.63	B
TPD_PDQTE	OTH MEALS/ENTERTAIN	7120120	90265000	FIXTURE PROCUREMENT	TPD	1114	Target Enterprise, Inc.	\$ 105.23	6.89%	\$ 7.25	B
TPD_PDQTE	OTH MEALS/ENTERTAIN	7120120	90266000	INDIRECT PORCURE OPS	TPD	1114	Target Enterprise, Inc.	\$ 42.27	6.89%	\$ 2.91	B
TPD_PDQTE	OTH MEALS/ENTERTAIN	7120120	90275000	SUPPORT CENTER	TPD	1114	Target Enterprise, Inc.	\$ 59.64	6.89%	\$ 4.11	B
TPD_PDQTE	OTH MEALS/ENTERTAIN	7120120	90306000	FIELD OPERATIONS	TPD	1114	Target Enterprise, Inc.	\$ 152.03	6.89%	\$ 10.47	B
TPD_PDQTE	AIRFARE	7120130	90007000	SYSTEMS	TPD	1114	Target Enterprise, Inc.	\$ 4,012.63	6.89%	\$ 276.41	B
TPD_PDQTE	AIRFARE	7120130	90018000	EQUIPMENT	TPD	1114	Target Enterprise, Inc.	\$ 316.20	6.89%	\$ 21.78	B
TPD_PDQTE	AIRFARE	7120130	90246000	TGT PROPERTIES ADMIN	TPD	1114	Target Enterprise, Inc.	\$ 58,320.00	6.89%	\$ 4,017.36	B
TPD_PDQTE	AIRFARE	7120130	90253000	INT AND EXT SERVICES	TPD	1114	Target Enterprise, Inc.	\$ 1,925.73	6.89%	\$ 132.65	B
TPD_PDQTE	AIRFARE	7120130	90259000	ENERGY MANAGEMENT	TPD	1114	Target Enterprise, Inc.	\$ 1,877.51	6.89%	\$ 129.33	B
TPD_PDQTE	AIRFARE	7120130	90261000	PROCUREMENT OPS	TPD	1114	Target Enterprise, Inc.	\$ 25.00	6.89%	\$ 1.72	B
TPD_PDQTE	AIRFARE	7120130	90263000	RESOURCE RECOVERY	TPD	1114	Target Enterprise, Inc.	\$ 10,215.79	6.89%	\$ 703.71	B
TPD_PDQTE	AIRFARE	7120130	90265000	FIXTURE PROCUREMENT	TPD	1114	Target Enterprise, Inc.	\$ 1,807.82	6.89%	\$ 124.53	B
TPD_PDQTE	AIRFARE	7120130	90266000	INDIRECT PORCURE OPS	TPD	1114	Target Enterprise, Inc.	\$ 736.40	6.89%	\$ 50.73	B
TPD_PDQTE	AIRFARE	7120130	90306000	FIELD OPERATIONS	TPD	1114	Target Enterprise, Inc.	\$ 2,025.39	6.89%	\$ 139.52	B
TPD_PDQTE	TRAVEL EXPENSES	7120140	90007000	SYSTEMS	TPD						



TPD_PDQTE	TRAVEL EXPENSES	7120140	90246000	TGT PROPERTIES ADMIN	TPD	1114	Target Enterprise, Inc.	\$ 1,624.50	6.89%	\$ 111.90	B
TPD_PDQTE	TRAVEL EXPENSES	7120140	90253000	INT AND EXT SERVICES	TPD	1114	Target Enterprise, Inc.	\$ 3,117.63	6.89%	\$ 214.76	B
TPD_PDQTE	TRAVEL EXPENSES	7120140	90259000	ENERGY MANAGEMENT	TPD	1114	Target Enterprise, Inc.	\$ 4,262.68	6.89%	\$ 293.63	B
TPD_PDQTE	TRAVEL EXPENSES	7120140	90261000	PROCUREMENT OPS	TPD	1114	Target Enterprise, Inc.	\$ 412.96	6.89%	\$ 28.45	B
TPD_PDQTE	TRAVEL EXPENSES	7120140	90263000	RESOURCE RECOVERY	TPD	1114	Target Enterprise, Inc.	\$ 7,273.80	6.89%	\$ 501.05	B
TPD_PDQTE	TRAVEL EXPENSES	7120140	90265000	FIXTURE PROCUREMENT	TPD	1114	Target Enterprise, Inc.	\$ 166.56	6.89%	\$ 11.47	B
TPD_PDQTE	TRAVEL EXPENSES	7120140	90279000	BUS INTELLIGENCE	TPD	1114	Target Enterprise, Inc.	\$ 312.48	6.89%	\$ 21.53	B
TPD_PDQTE	TRAVEL EXPENSES	7120140	90306000	FIELD OPERATIONS	TPD	1114	Target Enterprise, Inc.	\$ 1,478.58	6.89%	\$ 101.85	B
TPD_PDQTE	MILE/PARK REIMB EXP	7120150	90007000	SYSTEMS	TPD	1114	Target Enterprise, Inc.	\$ 825.79	6.89%	\$ 56.88	B
TPD_PDQTE	MILE/PARK REIMB EXP	7120150	90018000	EQUIPMENT	TPD	1114	Target Enterprise, Inc.	\$ 743.88	6.89%	\$ 51.24	B
TPD_PDQTE	MILE/PARK REIMB EXP	7120150	90246000	TGT PROPERTIES ADMIN	TPD	1114	Target Enterprise, Inc.	\$ 232.82	6.89%	\$ 16.04	B
TPD_PDQTE	MILE/PARK REIMB EXP	7120150	90253000	INT AND EXT SERVICES	TPD	1114	Target Enterprise, Inc.	\$ 424.84	6.89%	\$ 29.27	B
TPD_PDQTE	MILE/PARK REIMB EXP	7120150	90259000	ENERGY MANAGEMENT	TPD	1114	Target Enterprise, Inc.	\$ 159.50	6.89%	\$ 10.99	B
TPD_PDQTE	MILE/PARK REIMB EXP	7120150	90261000	PROCUREMENT OPS	TPD	1114	Target Enterprise, Inc.	\$ 148.69	6.89%	\$ 10.24	B
TPD_PDQTE	MILE/PARK REIMB EXP	7120150	90263000	RESOURCE RECOVERY	TPD	1114	Target Enterprise, Inc.	\$ 900.52	6.89%	\$ 62.03	B
TPD_PDQTE	MILE/PARK REIMB EXP	7120150	90265000	FIXTURE PROCUREMENT	TPD	1114	Target Enterprise, Inc.	\$ 65.28	6.89%	\$ 4.50	B
TPD_PDQTE	MILE/PARK REIMB EXP	7120150	90266000	INDIRECT PORCURE OPS	TPD	1114	Target Enterprise, Inc.	\$ 58.40	6.89%	\$ 4.02	B
TPD_PDQTE	MILE/PARK REIMB EXP	7120150	90306000	FIELD OPERATIONS	TPD	1114	Target Enterprise, Inc.	\$ 123.00	6.89%	\$ 8.47	B
TPD_PDQTE	CAR RENTAL	7120160	90007000	SYSTEMS	TPD	1114	Target Enterprise, Inc.	\$ 1,007.31	6.89%	\$ 69.39	B
TPD_PDQTE	CAR RENTAL	7120160	90018000	EQUIPMENT	TPD	1114	Target Enterprise, Inc.	\$ 865.50	6.89%	\$ 59.62	B
TPD_PDQTE	CAR RENTAL	7120160	90253000	INT AND EXT SERVICES	TPD	1114	Target Enterprise, Inc.	\$ 518.71	6.89%	\$ 35.73	B
TPD_PDQTE	CAR RENTAL	7120160	90259000	ENERGY MANAGEMENT	TPD	1114	Target Enterprise, Inc.	\$ 294.12	6.89%	\$ 20.26	B
TPD_PDQTE	CAR RENTAL	7120160	90263000	RESOURCE RECOVERY	TPD	1114	Target Enterprise, Inc.	\$ 1,075.64	6.89%	\$ 74.10	B
TPD_PDQTE	FOREIGN AIRFARE	7120170	90007000	SYSTEMS	TPD	1114	Target Enterprise, Inc.	\$ 850.94	6.89%	\$ 58.62	B
TPD_PDQTE	FOREIGN AIRFARE	7120170	90018000	EQUIPMENT	TPD	1114	Target Enterprise, Inc.	\$ 1,506.33	6.89%	\$ 103.76	B
TPD_PDQTE	FOREIGN AIRFARE	7120170	90261000	PROCUREMENT OPS	TPD	1114	Target Enterprise, Inc.	\$ 51.35	6.89%	\$ 3.54	B
TPD_PDQTE	FOREIGN TRAVEL EXP	7120180	90007000	SYSTEMS	TPD	1114	Target Enterprise, Inc.	\$ 581.12	6.89%	\$ 40.03	B
TPD_PDQTE	FOREIGN TRAVEL EXP	7120180	90261000	PROCUREMENT OPS	TPD	1114	Target Enterprise, Inc.	\$ 541.31	6.89%	\$ 37.29	B
TPD_PDQTE	FOREIGN TRAVEL EXP	7120180	90263000	RESOURCE RECOVERY	TPD	1114	Target Enterprise, Inc.	\$ 19.68	6.89%	\$ 1.36	B
TPD_PDQTE	FOREIGN TRAVEL EXP	7120180	90266000	INDIRECT PORCURE OPS	TPD	1114	Target Enterprise, Inc.	\$ 5,936.88	6.89%	\$ 408.96	B
TPD_PDQTE	FOREIGN MEALS/ENTERT	7120190	90007000	SYSTEMS	TPD	1114	Target Enterprise, Inc.	\$ 142.84	6.89%	\$ 9.84	B
TPD_PDQTE	FOREIGN MEALS/ENTERT	7120190	90253000	INT AND EXT SERVICES	TPD	1114	Target Enterprise, Inc.	\$ 33.49	6.89%	\$ 2.31	B
TPD_PDQTE	FOREIGN MEALS/ENTERT	7120190	90261000	PROCUREMENT OPS	TPD	1114	Target Enterprise, Inc.	\$ 244.69	6.89%	\$ 16.86	B
TPD_PDQTE	FOREIGN MEALS/ENTERT	7120190	90266000	INDIRECT PORCURE OPS	TPD	1114	Target Enterprise, Inc.	\$ 506.34	6.89%	\$ 34.88	B
TPD_PDQTE	DATA NETWORK EXPENSE	7140110	90018000	EQUIPMENT	TPD	1114	Target Enterprise, Inc.	\$ 71.84	6.89%	\$ 4.95	B
TPD_PDQTE	DATA NETWORK EXPENSE	7140110	90253000	INT AND EXT SERVICES	TPD	1114	Target Enterprise, Inc.	\$ 46.80	6.89%	\$ 3.22	B
TPD_PDQTE	DATA NETWORK EXPENSE	7140110	90259000	ENERGY MANAGEMENT	TPD	1114	Target Enterprise, Inc.	\$ 57.09	6.89%	\$ 3.93	B
TPD_PDQTE	DATA NETWORK EXPENSE	7140110	90263000	RESOURCE RECOVERY	TPD	1114	Target Enterprise, Inc.	\$ 10.95	6.89%	\$ 0.75	B
TPD_PDQTE	DATA NETWORK EXPENSE	7140110	90265000	FIXTURE PROCUREMENT	TPD	1114	Target Enterprise, Inc.	\$ 18.95	6.89%	\$ 1.31	B
TPD_PDQTE	LONG DISTANCE EXP	7140120	90261000	PROCUREMENT OPS	TPD	1114	Target Enterprise, Inc.	\$ 12.39	6.89%	\$ 0.85	B
TPD_PDQTE	CELL PHONE EXPENSE	7140140	90007000	SYSTEMS	TPD	1114	Target Enterprise, Inc.	\$ 1,900.02	6.89%	\$ 130.88	B
TPD_PDQTE	CELL PHONE EXPENSE	7140140	90018000	EQUIPMENT	TPD	1114	Target Enterprise, Inc.	\$ 992.61	6.89%	\$ 68.38	B
TPD_PDQTE	CELL PHONE EXPENSE	7140140	90246000	TGT PROPERTIES ADMIN	TPD	1114	Target Enterprise, Inc.	\$ 1,229.17	6.89%	\$ 84.67	B
TPD_PDQTE	CELL PHONE EXPENSE	7140140	90253000	INT AND EXT SERVICES	TPD	1114	Target Enterprise, Inc.	\$ 169.88	6.89%	\$ 11.70	B
TPD_PDQTE	CELL PHONE EXPENSE	7140140	90259000	ENERGY MANAGEMENT	TPD	1114	Target Enterprise, Inc.	\$ 494.22	6.89%	\$ 34.04	B
TPD_PDQTE	CELL PHONE EXPENSE	7140140	90261000	PROCUREMENT OPS	TPD	1114	Target Enterprise, Inc.	\$ 712.83	6.89%	\$ 49.10	B
TPD_PDQTE	CELL PHONE EXPENSE	7140140	90263000	RESOURCE RECOVERY	TPD	1114	Target Enterprise, Inc.	\$ 499.82	6.89%	\$ 34.43	B
TPD_PDQTE	CELL PHONE EXPENSE	7140140	90265000	FIXTURE PROCUREMENT	TPD	1114	Target Enterprise, Inc.	\$ 242.02	6.89%	\$ 16.67	B
TPD_PDQTE	CELL PHONE EXPENSE	7140140	90266000	INDIRECT PORCURE OPS	TPD	1114	Target Enterprise, Inc.	\$ 152.98	6.89%	\$ 10.54	B
TPD_PDQTE	CELL PHONE EXPENSE	7140140	90275000	SUPPORT CENTER	TPD	1114	Target Enterprise, Inc.	\$ 203.97	6.89%	\$ 14.05	B
TPD_PDQTE	CELL PHONE EXPENSE	7140140	90279000	BUS INTELLIGENCE	TPD	1114	Target Enterprise, Inc.	\$ 60.04	6.89%	\$ 4.14	B
TPD_PDQTE	CELL PHONE EXPENSE	7140140	90306000	FIELD OPERATIONS	TPD	1114	Target Enterprise, Inc.	\$ 596.03	6.89%	\$ 41.06	B
TPD_PDQTE	TELECOM MAINTENANCE	7140150	90007000	SYSTEMS	TPD	1114	Target Enterprise, Inc.	\$ 26.92	6.89%	\$ 1.85	B
TPD_PDQTE	TELECOM MAINTENANCE	7140150	90018000	EQUIPMENT	TPD	1114	Target Enterprise, Inc.	\$ 74.17	6.89%	\$ 5.11	B
TPD_PDQTE	TELECOM MAINTENANCE	7140150	90246000	TGT PROPERTIES ADMIN	TPD	1114	Target Enterprise, Inc.	\$ 30.54	6.89%	\$ 2.10	B
TPD_PDQTE	TELECOM MAINTENANCE	7140150	90306000	FIELD OPERATIONS	TPD	1114	Target Enterprise, Inc.	\$ 36.85	6.89%	\$ 2.54	B
TPD_PDQTE	LICENCE/FEE/OTHTAXES	7163210	90018000	EQUIPMENT	TPD	1114	Target Enterprise, Inc.	\$ 210.00	6.89%	\$ 14.47	B
TPD_PDQTE	LICENCE/FEE/OTHTAXES	7163210	90246000	TGT PROPERTIES ADMIN	TPD	1114	Target Enterprise, Inc.	\$ 512.00	6.89%	\$ 35.27	B
TPD_PDQTE	LICENCE/FEE/OTHTAXES	7163210	90259000	ENERGY MANAGEMENT	TPD	1114	Target Enterprise, Inc.	\$ 258.00	6.89%	\$ 17.77	B
TPD_PDQTE	LICENCE/FEE/OTHTAXES	7163210	90263000	RESOURCE RECOVERY	TPD	1114	Target Enterprise, Inc.	\$ 150.00	6.89%	\$ 10.33	B
TPD_PDQTE	OTHER EXPENSE	7192110	90018000	EQUIPMENT	TPD	1114	Target Enterprise, Inc.	\$ 4.69	6.89%	\$ 0.32	B
TPD_PDQTE	OTHER EXPENSE	7192110	90246000	TGT PROPERTIES ADMIN	TPD	1114	Target Enterprise, Inc.	\$ 202,286.73	6.89%	\$ 13,934.48	B
TPD_PDQTE	OTHER EXPENSE	7192110	90263000	RESOURCE RECOVERY	TPD	1114	Target Enterprise, Inc.	\$ 113.21	6.89%	\$ 7.80	B
TPD_PDQTE	CNTRL INTRA/C CHRG	7210135	90007000	SYSTEMS	TPD	1114	Target Enterprise, Inc.	\$ 3.00	6.89%	\$ 0.21	B
TPD_PDQTE	CNTRL INTRA/C CHRG	7210135	90261000	PROCUREMENT OPS	TPD	1114	Target Enterprise, Inc.	\$ 5.78	6.89%	\$ 0.40	B
TPD_PDQTE	CNTRL INTRA/C CHRG	7210135	90263000	RESOURCE RECOVERY	TPD	1114	Target Enterprise, Inc.	\$ 12.75	6.89%	\$ 0.88	B
DST_TRNSPIMP_ALLOTH	OFFICE SUPPLIES	7040110	90161000	IMP TRAFFIC	DST	1115	Target General Merch Inc	\$ 123.23	4.92%	\$ 6.07	B
DST_HQ_ALLOTH	OFFICE SUPPLIES	7040110	90318000	IMPORT FIN	DST	1115	Target General Merch Inc	\$ 6.04	4.92%	\$ 0.30	B
DST_HQ_ALLOTH	POSTAGE	7062180	90318000	IMPORT FIN	DST	1115	Target General Merch Inc	\$ 8.25	4.92%	\$ 0.41	B
DST_TRNSPIMP_ALLOTH	TM MEALS/ENTERTAINMT	7120110	90161000	IMP TRAFFIC	DST	1115	Target General Merch Inc	\$ 379.10	4.92%	\$ 18.67	B
DST_TRNSPIMP_ALLOTH	OTH MEALS/ENTERTAIN	7120120	90161000	IMP TRAFFIC	DST	1115	Target General Merch Inc	\$ 64.88	4.92%	\$ 3.20	B
DST_TRNSPIMP_ALLOTH	AIRFARE	7120130	90161000	IMP TRAFFIC	DST	1115	Target General Merch Inc	\$ 1,836.36	4.92%	\$ 90.43	B
DST_TRNSPIMP_ALLOTH	TRAVEL EXPENSES	7120140	90161000	IMP TRAFFIC	DST	1115	Target General Merch Inc	\$ 1,288.60	4.92%	\$ 63.46	B
DST_TRNSPIMP_ALLOTH	MILE/PARK REIMB EXP	7120150	90161000	IMP TRAFFIC	DST	1115	Target General Merch Inc	\$ 180.00	4.92%	\$ 8.86	B
DST_TRNSPIMP_ALLOTH	FOREIGN AIRFARE	7120170	90161000	IMP TRAFFIC	DST	1115	Target General Merch Inc	\$ 347.28	4.92%	\$ 17.10	B
DST_TRNSPIMP_ALLOTH	FOREIGN TRAVEL EXP	7120180	90161000	IMP TRAFFIC	DST	1115	Target General Merch Inc	\$ 4,925.41	4.92%	\$ 242.56	B
DST_TRNSPIMP_ALLOTH	FOREIGN MEALS/ENTERT	7120190	90161000	IMP TRAFFIC	DST	1115	Target General Merch Inc	\$ 168.14	4.92%	\$ 8.28	B
DST_TRNSPIMP_ALLOTH	DATA NETWORK EXPENSE	7140110	90161000	IMP TRAFFIC	DST	1115	Target General Merch Inc	\$ 13.73	4.92%	\$ 0.68	B
DST_TRNSPIMP_ALLOTH	CELL PHONE EXPENSE	7140140	90161000	IMP TRAFFIC	DST	1115	Target General Merch Inc	\$ 331.35	4.92%	\$ 16.32	B
DST_TRNSPIMP_ALLOTH	IC CHARGEOUT	7220110	90161000	IMP TRAFFIC	DST	1115	Target General Merch Inc	\$ 111.14	4.92%	\$ 5.47	B
MER_TSS_SRC_HC	MISC BENEFITS EXP	7021270	81600001	TSS OPS HQ	MER_TSS	1115	Target General Merch Inc	\$ 74.84	2.90%	\$ 2.17	A
MER_TSS_SRC_HC	MISC BENEFITS EXP	7021270	87920004	SRC HQ ACCESSORIES	MER_TSS	1115	Target General Merch Inc	\$ 59.10	2.90%	\$ 1.71	A
MER_TSS_SRC_HC	MISC BENEFITS EXP	7021270	89510009	SRC HQ KIDS APPAREL	MER_TSS	1115	Target General Merch Inc	\$ 137.40	2.90%	\$ 3.98	A
MER_TSS_CORP_HC	BENEFITS TRANSFER	7021380	81600001	TSS OPS HQ	MER_TSS	1115	Target General Merch Inc	\$ 68,739.09	2.90%	\$ 1,991.57	A
MER_TSS_CORP_HC	BENEFITS TRANSFER	7021380	87920001	CORP HQ IN TRAINING	MER_TSS	1115	Target General Merch Inc	\$ 55,615.26	2.90%	\$ 1,611.34	A
MER_TSS_SRC_HC	BENEFITS TRANSFER	7021380	87920004	SRC HQ ACCESSORIES	MER_TSS	1115	Target General Merch Inc	\$ 72,346.79	2.90%	\$ 2,096.10	A
MER_TSS_SRC_HC	BENEFITS TRANSFER	7021380	87920005	SRC HQ HOME	MER_TSS	1115	Target General Merch Inc	\$ 100,126.67	2.90%	\$ 2,900.96	A
MER_TSS_TOC_HC	BENEFITS TRANSFER	7021380	87920007	SRS HQ PROD INVEST	MER_TSS	1115	Target General Merch Inc	\$ 15,407.08	2.90%	\$ 446.39	A
MER_TSS_SRC_HC	BENEFITS TRANSFER	7021380	89510009	SRC HQ KIDS APPAREL	MER_TSS	1115	Target General Merch Inc	\$ 98,434.68	2.90%	\$ 2,851.94	A
MER_TSS_CORP_OTHER	OFFICE SUPPLIES	7040110	81600001	TSS OPS HQ	MER_TSS	1115	Target General Merch Inc	\$ 257.00	2.90%	\$ 7.45	B
MER_TSS_SRC_OTHER	OFFICE SUPPLIES	7040110	87920004	SRC HQ ACCESSORIES	MER_TSS	1115	Target General Merch Inc	\$ 132.39	2.90%	\$ 3.84	B
MER_TSS_SRC_OTHER	OFFICE SUPPLIES	7040110	87920005	SRC HQ HOME	MER_TSS	1115	Target General Merch Inc	\$ 220.89	2.90%	\$ 6.40	B
MER_TSS_SRC_OTHER	OFFICE SUPPLIES	7040110	89510009	SRC HQ KIDS APPAREL	MER_TSS	1115	Target General Merch Inc	\$ 35.56	2.90%	\$ 1.03	B
MER_TSS_SRC_OTHER	OPERATING SUPPLIES	7040220	87920005	SRC HQ HOME	MER_TSS	1115	Target General Merch Inc	\$ 72.89	2.90%	\$ 2.11	B
MER_TSS_CORP_OTHER	CANDIDATE EXPENSES	7100150	87920001	CORP HQ IN TRAINING	MER_TSS	1115	Target General Merch Inc	\$ 359.10	2.90%	\$ 10.40	B
MER_TSS_SRC_TRAVEL	TM MEALS/ENTERTAINMT	7120110	81600001	TSS OPS HQ	MER_TSS	1115	Target General Merch Inc	\$ 154.16	2.90%	\$ 4.47	B
MER_TSS_SRC_TRAVEL	TM MEALS/ENTERTAINMT	7120110	87920004	SRC HQ ACCESSORIES	MER_TSS	1115	Target General Merch Inc	\$ 247.95	2.90%	\$ 7.18	B
MER_TSS_SRC_TRAVEL	TM MEALS/ENTERTAINMT	7120110	87920005	SRC HQ HOME	MER_TSS	1115	Target General Merch Inc	\$ 96.92	2.90%	\$ 2.81	B
MER_TSS_SRC_TRAVEL	OTH MEALS/ENTERTAIN	7120120	87920004	SRC HQ ACCESSORIES	MER_TSS	1115	Target General Merch Inc	\$ 408.62	2.90%	\$ 11.84	B
MER_TSS_SRC_TRAVEL	OTH MEALS/ENTERTAIN	7120120	87920005	SRC HQ HOME	MER_TSS	1115	Target General Merch Inc	\$ 159.87	2.90%	\$ 4.63	B
MER_TSS_SRC_TRAVEL	OTH MEALS/ENTERTAIN	7120120	89510009	SRC HQ KIDS APPAREL	MER_TSS	1115	Target General Merch Inc	\$ 468.60	2.90%	\$ 13.58	B
MER_TSS_SRC_TRAVEL	AIRFARE	7120130	87920004	SRC HQ ACCESSORIES	MER_TSS						

MER_TSS_SRC_TRAVEL	TRAVEL EXPENSES	7120140	87920005	SRC HQ HOME	MER_TSS	1115	Target General Merch Inc	\$ 1,252.90	2.90%	\$ 36.30	B
MER_TSS_TOC_TRAVEL	TRAVEL EXPENSES	7120140	87920007	SRH HQ PROD INVEST	MER_TSS	1115	Target General Merch Inc	\$ 235.13	2.90%	\$ 6.81	B
MER_TSS_SRC_TRAVEL	TRAVEL EXPENSES	7120140	89510009	SRC HQ KIDS APPAREL	MER_TSS	1115	Target General Merch Inc	\$ 5,639.30	2.90%	\$ 163.39	B
MER_TSS_CORP_TRAVEL	MILE/PARK REIMB EXP	7120150	81600001	TSS OPS HQ	MER_TSS	1115	Target General Merch Inc	\$ 2,221.98	2.90%	\$ 64.38	B
MER_TSS_SRC_TRAVEL	MILE/PARK REIMB EXP	7120150	87920004	SRC HQ ACCESSORIES	MER_TSS	1115	Target General Merch Inc	\$ 184.40	2.90%	\$ 5.34	B
MER_TSS_TOC_TRAVEL	MILE/PARK REIMB EXP	7120150	87920007	SRH HQ PROD INVEST	MER_TSS	1115	Target General Merch Inc	\$ 107.00	2.90%	\$ 3.10	B
MER_TSS_SRC_TRAVEL	MILE/PARK REIMB EXP	7120150	89510009	SRC HQ KIDS APPAREL	MER_TSS	1115	Target General Merch Inc	\$ 80.00	2.90%	\$ 2.32	B
MER_TSS_SRC_TRAVEL	CAR RENTAL	7120160	87920004	SRC HQ ACCESSORIES	MER_TSS	1115	Target General Merch Inc	\$ 198.40	2.90%	\$ 5.75	B
MER_TSS_SRC_TRAVEL	CAR RENTAL	7120160	87920005	SRC HQ HOME	MER_TSS	1115	Target General Merch Inc	\$ 40.64	2.90%	\$ 1.18	B
MER_TSS_CORP_TRAVEL	FOREIGN AIRFARE	7120170	81600001	TSS OPS HQ	MER_TSS	1115	Target General Merch Inc	\$ 17,819.00	2.90%	\$ 516.27	B
MER_TSS_SRC_TRAVEL	FOREIGN AIRFARE	7120170	87920004	SRC HQ ACCESSORIES	MER_TSS	1115	Target General Merch Inc	\$ -268.60	2.90%	\$ -7.78	B
MER_TSS_SRC_TRAVEL	FOREIGN AIRFARE	7120170	87920005	SRC HQ HOME	MER_TSS	1115	Target General Merch Inc	\$ 16,269.24	2.90%	\$ 471.37	B
MER_TSS_SRC_TRAVEL	FOREIGN AIRFARE	7120170	89510009	SRC HQ KIDS APPAREL	MER_TSS	1115	Target General Merch Inc	\$ -474.80	2.90%	\$ -13.76	B
MER_TSS_CORP_TRAVEL	FOREIGN TRAVEL EXP	7120180	81600001	TSS OPS HQ	MER_TSS	1115	Target General Merch Inc	\$ 5,831.83	2.90%	\$ 168.97	B
MER_TSS_SRC_TRAVEL	FOREIGN TRAVEL EXP	7120180	87920004	SRC HQ ACCESSORIES	MER_TSS	1115	Target General Merch Inc	\$ 3,143.50	2.90%	\$ 91.08	B
MER_TSS_SRC_TRAVEL	FOREIGN TRAVEL EXP	7120180	87920005	SRC HQ HOME	MER_TSS	1115	Target General Merch Inc	\$ 11,372.67	2.90%	\$ 329.50	B
MER_TSS_SRC_TRAVEL	FOREIGN TRAVEL EXP	7120180	89510009	SRC HQ KIDS APPAREL	MER_TSS	1115	Target General Merch Inc	\$ 244.80	2.90%	\$ 7.09	B
MER_TSS_CORP_TRAVEL	FOREIGN MEALS/ENTERT	7120190	81600001	TSS OPS HQ	MER_TSS	1115	Target General Merch Inc	\$ 890.29	2.90%	\$ 25.79	B
MER_TSS_SRC_TRAVEL	FOREIGN MEALS/ENTERT	7120190	87920004	SRC HQ ACCESSORIES	MER_TSS	1115	Target General Merch Inc	\$ 919.83	2.90%	\$ 26.65	B
MER_TSS_SRC_TRAVEL	FOREIGN MEALS/ENTERT	7120190	87920005	SRC HQ HOME	MER_TSS	1115	Target General Merch Inc	\$ 2,140.15	2.90%	\$ 62.01	B
MER_TSS_SRC_OTHER	DATA NETWORK EXPENSE	7140110	87920004	SRC HQ ACCESSORIES	MER_TSS	1115	Target General Merch Inc	\$ 44.48	2.90%	\$ 1.29	B
MER_TSS_SRC_OTHER	DATA NETWORK EXPENSE	7140110	87920005	SRC HQ HOME	MER_TSS	1115	Target General Merch Inc	\$ 14.52	2.90%	\$ 0.42	B
MER_TSS_SRC_OTHER	DATA NETWORK EXPENSE	7140110	89510009	SRC HQ KIDS APPAREL	MER_TSS	1115	Target General Merch Inc	\$ 18.95	2.90%	\$ 0.55	B
MER_TSS_SRC_OTHER	LONG DISTANCE EXP	7140120	87920005	SRC HQ HOME	MER_TSS	1115	Target General Merch Inc	\$ 64.88	2.90%	\$ 1.88	B
MER_TSS_SRC_OTHER	LOC TEL USAGE EXP	7140130	87920005	SRC HQ HOME	MER_TSS	1115	Target General Merch Inc	\$ 1.69	2.90%	\$ 0.05	B
MER_TSS_CORP_OTHER	CELL PHONE EXPENSE	7140140	81600001	TSS OPS HQ	MER_TSS	1115	Target General Merch Inc	\$ 1,963.07	2.90%	\$ 56.88	B
MER_TSS_CORP_OTHER	CELL PHONE EXPENSE	7140140	87920001	CORP HQ IN TRAINING	MER_TSS	1115	Target General Merch Inc	\$ 108.54	2.90%	\$ 3.14	B
MER_TSS_SRC_OTHER	CELL PHONE EXPENSE	7140140	87920004	SRC HQ ACCESSORIES	MER_TSS	1115	Target General Merch Inc	\$ 1,975.88	2.90%	\$ 57.25	B
MER_TSS_SRC_OTHER	CELL PHONE EXPENSE	7140140	87920005	SRC HQ HOME	MER_TSS	1115	Target General Merch Inc	\$ 1,973.22	2.90%	\$ 57.17	B
MER_TSS_TOC_OTHER	CELL PHONE EXPENSE	7140140	87920007	SRH HQ PROD INVEST	MER_TSS	1115	Target General Merch Inc	\$ 440.56	2.90%	\$ 12.76	B
MER_TSS_SRC_OTHER	CELL PHONE EXPENSE	7140140	89510009	SRC HQ KIDS APPAREL	MER_TSS	1115	Target General Merch Inc	\$ 2,126.48	2.90%	\$ 61.61	B
MER_TSS_CORP_OTHER	CNTRL INTRA/C CHRGE	7210135	81600001	TSS OPS HQ	MER_TSS	1115	Target General Merch Inc	\$ 5.82	2.90%	\$ 0.17	B
MER_TSS_TOC_OTHER	CNTRL INTRA/C CHRGE	7210135	87920007	SRH HQ PROD INVEST	MER_TSS	1115	Target General Merch Inc	\$ 22.27	2.90%	\$ 0.65	B
MKT_MARKET	MISC BENEFITS EXP	7021270	90203000	PKG DEVELOPMENT	MKT	1115	Target General Merch Inc	\$ 85.58	7.71%	\$ 6.60	A
MKT_MARKET	OFFICE SUPPLIES	7040110	90203000	PKG DEVELOPMENT	MKT	1115	Target General Merch Inc	\$ 81.76	7.71%	\$ 6.31	B
MKT_MARKET	SAMPLES EXPENSE	7040190	90203000	PKG DEVELOPMENT	MKT	1115	Target General Merch Inc	\$ 234.89	7.71%	\$ 18.11	B
MKT_MARKET	POSTAGE	7062180	90203000	PKG DEVELOPMENT	MKT	1115	Target General Merch Inc	\$ 8.30	7.71%	\$ 0.64	B
MKT_MARKET	OTHER SERVC PURCH	7062420	90203000	PKG DEVELOPMENT	MKT	1115	Target General Merch Inc	\$ 21,000.00	7.71%	\$ 1,619.53	C
MKT_MARKET	CAREER FAIRS	7100140	90203000	PKG DEVELOPMENT	MKT	1115	Target General Merch Inc	\$ 109.76	7.71%	\$ 8.46	B
MKT_MARKET	TM MEALS/ENTERTAINMT	7120110	90203000	PKG DEVELOPMENT	MKT	1115	Target General Merch Inc	\$ 682.31	7.71%	\$ 52.62	B
MKT_MARKET	OTH MEALS/ENTERTAIN	7120120	90203000	PKG DEVELOPMENT	MKT	1115	Target General Merch Inc	\$ 1,019.86	7.71%	\$ 78.65	B
MKT_MARKET	AIRFARE	7120130	90203000	PKG DEVELOPMENT	MKT	1115	Target General Merch Inc	\$ 2,460.58	7.71%	\$ 189.76	B
MKT_MARKET	TRAVEL EXPENSES	7120140	90203000	PKG DEVELOPMENT	MKT	1115	Target General Merch Inc	\$ 7,237.01	7.71%	\$ 558.12	B
MKT_MARKET	MILE/PARK REIMB EXP	7120150	90203000	PKG DEVELOPMENT	MKT	1115	Target General Merch Inc	\$ 508.72	7.71%	\$ 39.23	B
MKT_MARKET	CAR RENTAL	7120160	90203000	PKG DEVELOPMENT	MKT	1115	Target General Merch Inc	\$ 395.23	7.71%	\$ 30.48	B
MKT_MARKET	FOREIGN AIRFARE	7120170	90203000	PKG DEVELOPMENT	MKT	1115	Target General Merch Inc	\$ 1,225.61	7.71%	\$ 94.52	B
MKT_MARKET	FOREIGN TRAVEL EXP	7120180	90203000	PKG DEVELOPMENT	MKT	1115	Target General Merch Inc	\$ 417.62	7.71%	\$ 32.21	B
MKT_MARKET	FOREIGN MEALS/ENTERT	7120190	90203000	PKG DEVELOPMENT	MKT	1115	Target General Merch Inc	\$ 122.78	7.71%	\$ 9.47	B
MKT_MARKET	DATA NETWORK EXPENSE	7140110	90203000	PKG DEVELOPMENT	MKT	1115	Target General Merch Inc	\$ 14.95	7.71%	\$ 1.15	B
MKT_MARKET	CELL PHONE EXPENSE	7140140	90203000	PKG DEVELOPMENT	MKT	1115	Target General Merch Inc	\$ 1,840.18	7.71%	\$ 141.92	B
MKT_MARKET	CNTRL INTRA/C CHRGE	7210135	90203000	PKG DEVELOPMENT	MKT	1115	Target General Merch Inc	\$ 10.03	7.71%	\$ 0.77	B
#								\$ 5,110,625.18			

H

Note:

This is a system-generated report from the Fixed Assets (FA) module of SAP. It shows a listing of fixed assets with depreciation recorded in December FY14 included in the cross-charge. A pivot table was added to this system-generated report to show that the total depreciation for these assets agrees to the total depreciation included in cross-charge (and therefore, transfer pricing) for December FY14. The Class Description outlines the fixed asset type per asset. For those assets with a useful life of 7 years, these relate to the Canada instance of SAP, the ERP utilized by Target for the financial records of Target Canada.

Table with columns: CoCd, Cost Ctr, Class, Object, Depr. 11/2014, Capitaliz. date, DepKy, ODep.Start, Life, Class Description, GL Account, GL Acct Description. It lists 100 rows of asset data with various depreciation values and dates.

1001	93295000	110311A0	300018074/0	-177.57	12/6/2012	ZSP0	12/15/2012	005/000	Flatbed/POS Scanners	1103119	Equipment
1001	93295000	110411A0	400151312/0	-35.32	12/15/2012	ZSP0	12/15/2012	004/000	Hardware	1104119	Computer Hdwr
1001	93295000	110411A0	400151326/0	-41.28	12/15/2012	ZSP0	12/15/2012	004/000	Hardware	1104119	Computer Hdwr
1001	93295000	110411A0	400138974/0	-952.16	12/21/2012	ZSP0	1/15/2013	004/000	Hardware	1104119	Computer Hdwr
1001	93295000	110311A1	300030052/0	-1,832.66	1/15/2013	ZSP0	1/15/2013	005/000	POS Registers	1103119	Equipment
1001	93295000	110411A0	400161251/0	-846.61	2/4/2013	ZSP0	2/15/2013	004/000	Hardware	1104119	Computer Hdwr
1001	93295000	110411A0	400161086/0	-13.28	2/7/2013	ZSP0	2/15/2013	004/000	Hardware	1104119	Computer Hdwr
1001	93295000	110311A1	300043144/0	-28.44	2/20/2013	ZSP0	3/15/2013	005/000	POS Registers	1103119	Equipment
1001	93295000	110311A1	300006862/0	-101.98	2/25/2013	ZSP0	3/15/2013	005/000	POS Registers	1103119	Equipment
1001	93295000	110311A1	300622891/0	-0.84	4/5/2013	ZSP0	4/7/2013	005/000	POS Registers	1103119	Equipment
1001	93295000	110311A1	300622892/0	-24.84	4/5/2013	ZSP0	4/7/2013	005/000	POS Registers	1103119	Equipment
1001	93297000	110411A0	400049342/0	-1,109.49	6/6/2011	ZSP0	6/15/2011	004/000	Hardware	1104119	Computer Hdwr
1001	93297000	110411A0	400049276/0	-2,225.94	7/25/2011	ZSP0	8/15/2011	004/000	Hardware	1104119	Computer Hdwr
1001	93297000	110411A0	400049867/0	-8,432.07	8/1/2011	ZSP0	8/15/2011	004/000	Hardware	1104119	Computer Hdwr
1001	93297000	110411A0	400049835/0	-4,266.38	8/15/2011	ZSP0	8/15/2011	004/000	Hardware	1104119	Computer Hdwr
1001	93297000	110411A0	400060339/0	-367.62	8/15/2011	ZSP0	8/15/2011	004/000	Hardware	1104119	Computer Hdwr
1001	93297000	110411A0	400049812/0	-34,406.93	8/18/2011	ZSP0	9/15/2011	004/000	Hardware	1104119	Computer Hdwr
1001	93297000	110411A0	400060123/0	-201.11	8/22/2011	ZSP0	9/15/2011	004/000	Hardware	1104119	Computer Hdwr
1001	93297000	110411A0	400059976/0	-482.89	8/30/2011	ZSP0	9/15/2011	004/000	Hardware	1104119	Computer Hdwr
1001	93297000	110411A0	400059981/0	-740.14	9/9/2011	ZSP0	9/15/2011	004/000	Hardware	1104119	Computer Hdwr
1001	93297000	110411A0	400048756/0	-1,044.48	9/16/2011	ZSP0	10/15/2011	004/000	Hardware	1104119	Computer Hdwr
1001	93297000	110411A0	400049708/0	-2,001.42	9/16/2011	ZSP0	10/15/2011	004/000	Hardware	1104119	Computer Hdwr
1001	93297000	110411A0	400049728/0	-462.72	9/16/2011	ZSP0	10/15/2011	004/000	Hardware	1104119	Computer Hdwr
1001	93297000	110411A0	400059969/0	-389.7	9/16/2011	ZSP0	10/15/2011	004/000	Hardware	1104119	Computer Hdwr
1001	93297000	110411A0	400060170/0	-2,106.84	9/16/2011	ZSP0	10/15/2011	004/000	Hardware	1104119	Computer Hdwr
1001	93297000	110411A0	400070011/0	-22.69	9/16/2011	ZSP0	10/15/2011	004/000	Hardware	1104119	Computer Hdwr
1001	93297000	110411A0	400049676/0	-299.98	9/20/2011	ZSP0	10/15/2011	004/000	Hardware	1104119	Computer Hdwr
1001	93297000	110411A0	400070021/0	-1,343.27	9/21/2011	ZSP0	10/15/2011	004/000	Hardware	1104119	Computer Hdwr
1001	93297000	110411A0	400059949/0	-6,985.69	9/23/2011	ZSP0	10/15/2011	004/000	Hardware	1104119	Computer Hdwr
1001	93297000	110411A0	400059931/0	-13,974.86	9/27/2011	ZSP0	10/15/2011	004/000	Hardware	1104119	Computer Hdwr
1001	93297000	110411A0	400079904/0	-2,781.43	10/15/2011	ZSP0	10/15/2011	004/000	Hardware	1104119	Computer Hdwr
1001	93297000	110411A0	400049671/0	-195.46	10/17/2011	ZSP0	11/15/2011	004/000	Hardware	1104119	Computer Hdwr
1001	93297000	110411A0	400090777/0	-3,774.27	10/26/2011	ZSP0	11/15/2011	004/000	Hardware	1104119	Computer Hdwr
1001	93297000	110411A0	400049197/0	-2,969.10	11/4/2011	ZSP0	11/15/2011	004/000	Hardware	1104119	Computer Hdwr
1001	93297000	110411A0	400059473/0	-695.92	11/14/2011	ZSP0	11/15/2011	004/000	Hardware	1104119	Computer Hdwr
1001	93297000	110411A0	400059507/0	-372.92	11/18/2011	ZSP0	12/15/2011	004/000	Hardware	1104119	Computer Hdwr
1001	93297000	110411A0	400059501/0	-2,101.90	12/1/2011	ZSP0	12/15/2011	004/000	Hardware	1104119	Computer Hdwr
1001	93297000	110411A0	400059494/0	-347.17	12/5/2011	ZSP0	12/15/2011	004/000	Hardware	1104119	Computer Hdwr
1001	93297000	110411A0	400059453/0	-28,505.84	12/7/2011	ZSP0	12/15/2011	004/000	Hardware	1104119	Computer Hdwr
1001	93297000	110411A0	400060310/0	-5.51	12/16/2011	ZSP0	1/15/2012	004/000	Hardware	1104119	Computer Hdwr
1001	93297000	110411A0	400070064/0	-291.75	12/16/2011	ZSP0	1/15/2012	004/000	Hardware	1104119	Computer Hdwr
1001	93297000	110411A0	400059449/0	-1,750.37	12/19/2011	ZSP0	1/15/2012	004/000	Hardware	1104119	Computer Hdwr
1001	93297000	110411A0	400060284/0	-2,123.90	1/6/2012	ZSP0	1/15/2012	004/000	Hardware	1104119	Computer Hdwr
1001	93297000	110411A0	400070005/0	-1,123.62	1/15/2012	ZSP0	1/15/2012	004/000	Hardware	1104119	Computer Hdwr
1001	93297000	110411A0	400070106/0	-1,739.80	1/16/2012	ZSP0	2/15/2012	004/000	Hardware	1104119	Computer Hdwr
1001	93297000	110411A0	400070124/0	-8,642.56	1/16/2012	ZSP0	2/15/2012	004/000	Hardware	1104119	Computer Hdwr
1001	93297000	110411A0	400060356/0	-9,682.86	1/18/2012	ZSP0	2/15/2012	004/000	Hardware	1104119	Computer Hdwr
1001	93297000	110411A0	400060337/0	-173.98	1/20/2012	ZSP0	2/15/2012	004/000	Hardware	1104119	Computer Hdwr
1001	93297000	110411A0	400059937/0	-259.58	1/23/2012	ZSP0	2/15/2012	004/000	Hardware	1104119	Computer Hdwr
1001	93297000	110411A0	400059970/0	-333.89	1/23/2012	ZSP0	2/15/2012	004/000	Hardware	1104119	Computer Hdwr
1001	93297000	110411A0	400162290/0	-1,669.92	2/1/2012	ZSP0	2/15/2012	004/000	Hardware	1104119	Computer Hdwr
1001	93297000	110411A0	400162306/0	-667.78	2/1/2012	ZSP0	2/15/2012	004/000	Hardware	1104119	Computer Hdwr
1001	93297000	110411A0	400162337/0	-6,759.90	2/1/2012	ZSP0	2/15/2012	004/000	Hardware	1104119	Computer Hdwr
1001	93297000	110411A0	400077795/0	-167.29	3/19/2012	ZSP0	4/15/2012	004/000	Hardware	1104119	Computer Hdwr
1001	93297000	110411A0	400166737/0	-1,045.48	4/1/2012	ZSP0	4/15/2012	004/000	Hardware	1104119	Computer Hdwr
1001	93297000	110411A0	400163228/0	-1,501.32	4/2/2012	ZSP0	4/15/2012	004/000	Hardware	1104119	Computer Hdwr
1001	93297000	110411A0	400067777/0	-1,679.07	4/9/2012	ZSP0	4/15/2012	004/000	Hardware	1104119	Computer Hdwr
1001	93297000	110411A0	400067784/0	-1,672.84	4/9/2012	ZSP0	4/15/2012	004/000	Hardware	1104119	Computer Hdwr
1001	93297000	110411A0	400101173/0	-18.6	4/10/2012	ZSP0	4/15/2012	004/000	Hardware	1104119	Computer Hdwr
1001	93297000	110411A0	400165806/0	-93.98	5/3/2012	ZSP0	5/15/2012	004/000	Hardware	1104119	Computer Hdwr
1001	93297000	110411A0	400157467/0	-3,472.22	5/15/2012	ZSP0	5/15/2012	004/000	Hardware	1104119	Computer Hdwr
1001	93297000	110411A0	400155770/0	-256.17	7/9/2012	ZSP0	7/15/2012	004/000	Hardware	1104119	Computer Hdwr
1001	93297000	110411A0	400148616/0	-216.75	7/15/2012	ZSP0	7/15/2012	004/000	Hardware	1104119	Computer Hdwr
1001	93297000	110411A0	400175207/0	-354.63	7/15/2012	ZSP0	7/15/2012	004/000	Hardware	1104119	Computer Hdwr
1001	93297000	110411A0	400175233/0	-506.87	7/15/2012	ZSP0	7/15/2012	004/000	Hardware	1104119	Computer Hdwr
1001	93297000	110411A0	400176417/0	-2,866.85	9/10/2012	ZSP0	9/15/2012	004/000	Hardware	1104119	Computer Hdwr
1001	93297000	110411A0	400530592/0	0	1/10/2013	ZSP0	12/30/2012	004/000	Hardware	1104119	Computer Hdwr
1001	93297000	110411A0	400530594/0	0	1/10/2013	ZSP0	12/30/2012	004/000	Hardware	1104119	Computer Hdwr
1001	93297000	110411A0	400145215/0	-843.46	1/28/2013	ZSP0	2/15/2013	004/000	Hardware	1104119	Computer Hdwr
1001	93297000	110411A0	400421424/0	-7.93	2/3/2013	ZSP0	2/3/2013	004/000	Hardware	1104119	Computer Hdwr
1001	93297000	110411A0	400421436/0	-755.78	2/3/2013	ZSP0	2/3/2013	004/000	Hardware	1104119	Computer Hdwr
1001	93297000	110412A0	400421434/0	0	2/3/2013	ZSP0	2/3/2013	007/000	Software - 7YR LIFE	1104129	Computer Software
1001	93297000	110413A0	400421435/0	0	2/3/2013	ZSP0	2/3/2013	007/000	Software - Internal - 7YR LIFE	1104139	Software Internal
1001	93297000	110411A0	400526856/0	-412.27	4/10/2013	ZSP0	4/7/2013	004/000	Hardware	1104119	Computer Hdwr
1001	93297000	110411A0	400526857/0	-412.27	4/10/2013	ZSP0	4/7/2013	004/000	Hardware	1104119	Computer Hdwr
1001	93297000	110411A0	400526863/0	-412.28	4/10/2013	ZSP0	4/7/2013	004/000	Hardware	1104119	Computer Hdwr
1001	93297000	110411A0	400528083/0	-0.13	4/10/2013	ZSP0	4/7/2013	004/000	Hardware	1104119	Computer Hdwr
1001	93297000	110413A0	400421405/0	0	4/19/2013	ZSP0	4/7/2013	007/000	Software - Internal - 7YR LIFE	1104139	Software Internal
1001	93297000	110511A0	9.00E+11	0	5/4/2013	0	4/7/2013	000/000	Assets Under Construction (CIP)	1105119	CIP
1001	93297000	110511A0	9.00E+11	0	5/4/2013	0	4/7/2013	000/000	Assets Under Construction (CIP)	1105119	CIP
1001	93297000	110511A0	9.00E+11	0	5/4/2013	0	4/7/2013	000/000	Assets Under Construction (CIP)	1105119	CIP
1001	93297000	110511A0	9.00E+11	0	5/4/2013	0	4/7/2013	000/000	Assets Under Construction (CIP)	1105119	CIP
1001	93297000	110511A0	9.00E+11	0	5/4/2013	0	4/7/2013	000/000	Assets Under Construction (CIP)	1105119	CIP





1001	93297000	110411A0	400525511/0	-1,176.87	7/10/2013	ZSP0	7/7/2013	004/000	Hardware	1104119	Computer Hdwr
1001	93297000	110411A0	400525512/0	-1,176.87	7/10/2013	ZSP0	7/7/2013	004/000	Hardware	1104119	Computer Hdwr
1001	93297000	110411A0	400525513/0	-1,176.86	7/10/2013	ZSP0	7/7/2013	004/000	Hardware	1104119	Computer Hdwr
1001	93297000	110411A0	400525514/0	-1,176.87	7/10/2013	ZSP0	7/7/2013	004/000	Hardware	1104119	Computer Hdwr
1001	93297000	110411A0	400528086/0	-225.14	7/10/2013	ZSP0	7/7/2013	004/000	Hardware	1104119	Computer Hdwr
1001	93297000	110411A0	400528088/0	-265.83	7/10/2013	ZSP0	7/7/2013	004/000	Hardware	1104119	Computer Hdwr
1001	93297000	110411A0	400528089/0	-314.96	7/10/2013	ZSP0	7/7/2013	004/000	Hardware	1104119	Computer Hdwr
1001	93297000	110411A0	400528091/0	-1,176.86	7/10/2013	ZSP0	7/7/2013	004/000	Hardware	1104119	Computer Hdwr
1001	93297000	110311A1	300671717/0	-14.04	7/10/2013	ZSP0	7/7/2013	005/000	POS Registers	1103119	Equipment
1001	93297000	110311A0	300687874/0	8.45	7/10/2013	ZSP0	7/7/2013	005/000	Flatbed/POS Scanners	1103119	Equipment
1001	93297000	110311A0	300687875/0	8.45	7/10/2013	ZSP0	7/7/2013	005/000	Flatbed/POS Scanners	1103119	Equipment
1001	93297000	110311A0	300687876/0	8.45	7/10/2013	ZSP0	7/7/2013	005/000	Flatbed/POS Scanners	1103119	Equipment
1001	93297000	110311A0	300687877/0	8.44	7/10/2013	ZSP0	7/7/2013	005/000	Flatbed/POS Scanners	1103119	Equipment
1001	93297000	110311A0	300687878/0	8.44	7/10/2013	ZSP0	7/7/2013	005/000	Flatbed/POS Scanners	1103119	Equipment
1001	93297000	110311A0	300687879/0	8.44	7/10/2013	ZSP0	7/7/2013	005/000	Flatbed/POS Scanners	1103119	Equipment
1001	93297000	110311A0	300687880/0	8.44	7/10/2013	ZSP0	7/7/2013	005/000	Flatbed/POS Scanners	1103119	Equipment
1001	93297000	110412A0	400488022/0	0	7/10/2013	ZSP0	7/7/2013	007/000	Software - 7YR LIFE	1104129	Computer Software
1001	93297000	110511A0	9.00E+11	0	8/3/2013	0	7/7/2013	000/000	Assets Under Construction (CIP)	1105119	CIP
1001	93297000	110511A0	9.00E+11	0	8/3/2013	0	7/7/2013	000/000	Assets Under Construction (CIP)	1105119	CIP
1001	93297000	110511A0	9.00E+11	0	8/3/2013	0	7/7/2013	000/000	Assets Under Construction (CIP)	1105119	CIP
1001	93297000	110511A0	9.00E+11	0	8/3/2013	0	7/7/2013	000/000	Assets Under Construction (CIP)	1105119	CIP
1001	93297000	110411A0	400513725/0	-12,171.81	8/10/2013	ZSP0	8/4/2013	004/000	Hardware	1104119	Computer Hdwr
1001	93297000	110411A0	400513726/0	-734.7	8/10/2013	ZSP0	8/4/2013	004/000	Hardware	1104119	Computer Hdwr
1001	93297000	110511A0	9.00E+11	0	10/5/2013	0	9/1/2013	000/000	Assets Under Construction (CIP)	1105119	CIP
1001	93297000	110411A0	400528141/0	15.96	10/10/2013	ZSP0	10/6/2013	004/000	Hardware	1104119	Computer Hdwr
1001	93297000	110411A0	400528142/0	15.96	10/10/2013	ZSP0	10/6/2013	004/000	Hardware	1104119	Computer Hdwr
1001	93297000	110411A0	400528143/0	15.96	10/10/2013	ZSP0	10/6/2013	004/000	Hardware	1104119	Computer Hdwr
1001	93297000	110411A0	400528144/0	15.96	10/10/2013	ZSP0	10/6/2013	004/000	Hardware	1104119	Computer Hdwr
1001	93297000	110411A0	400528145/0	15.96	10/10/2013	ZSP0	10/6/2013	004/000	Hardware	1104119	Computer Hdwr
1001	93297000	110411A0	400528146/0	15.96	10/10/2013	ZSP0	10/6/2013	004/000	Hardware	1104119	Computer Hdwr
1001	93297000	110411A0	400528147/0	15.96	10/10/2013	ZSP0	10/6/2013	004/000	Hardware	1104119	Computer Hdwr
1001	93297000	110411A0	400523790/0	0	11/1/2013	ZSP0	11/3/2013	004/000	Hardware	1104119	Computer Hdwr
1001	93297000	110411A0	400523791/0	0	11/1/2013	ZSP0	11/3/2013	004/000	Hardware	1104119	Computer Hdwr
1001	93297000	110511A0	9.00E+11	0	11/2/2013	0	10/6/2013	000/000	Assets Under Construction (CIP)	1105119	CIP
1001	93297000	110511A0	9.00E+11	0	11/2/2013	0	10/6/2013	000/000	Assets Under Construction (CIP)	1105119	CIP
1001	93297000	110411A0	400525251/0	-1,056.10	11/10/2013	ZSP0	11/3/2013	004/000	Hardware	1104119	Computer Hdwr
1001	93297000	110411A0	400525255/0	-1,020.03	11/10/2013	ZSP0	11/3/2013	004/000	Hardware	1104119	Computer Hdwr
1001	93297000	110411A0	400528149/0	-78.7	11/10/2013	ZSP0	11/3/2013	004/000	Hardware	1104119	Computer Hdwr
1001	93297000	110411A0	400528150/0	-78.41	11/10/2013	ZSP0	11/3/2013	004/000	Hardware	1104119	Computer Hdwr
1001	93297000	110411A0	400531556/0	-42,634.63	11/10/2013	ZSP0	11/3/2013	004/000	Hardware	1104119	Computer Hdwr
1001	93297000	110411A0	400531557/0	-40,736.13	11/10/2013	ZSP0	11/3/2013	004/000	Hardware	1104119	Computer Hdwr
1001	93297000	110511A0	9.00E+11	0	11/30/2013	0	11/3/2013	000/000	Assets Under Construction (CIP)	1105119	CIP
1001	93297000	110511A0	9.00E+11	0	11/30/2013	0	11/3/2013	000/000	Assets Under Construction (CIP)	1105119	CIP
1001	93297000	110511A0	9.00E+11	0	11/30/2013	0	11/3/2013	000/000	Assets Under Construction (CIP)	1105119	CIP
1001	93297000	110511A0	9.00E+11	0	11/30/2013	0	11/3/2013	000/000	Assets Under Construction (CIP)	1105119	CIP
1001	93297000	110511A0	9.00E+11	0	1/4/2014	0	12/1/2013	000/000	Assets Under Construction (CIP)	1105119	CIP
1001	93297000	110511A0	9.00E+11	0	1/4/2014	0	12/1/2013	000/000	Assets Under Construction (CIP)	1105119	CIP
1001	93297000	110411A0	400531346/0	-28.61	1/10/2014	ZSP0	1/5/2014	004/000	Hardware	1104119	Computer Hdwr
1001	93297000	110411A0	400531402/0	-2,526.05	1/10/2014	ZSP0	1/5/2014	004/000	Hardware	1104119	Computer Hdwr
1001	93297000	110511A0	9.00E+11	0	2/1/2014	0	1/5/2014	000/000	Assets Under Construction (CIP)	1105119	CIP
1001	93297000	110411A0	400535445/0	-10,783.66	2/2/2014	ZSP0	2/2/2014	004/000	Hardware	1104119	Computer Hdwr
1001	93297000	110411A0	400535446/0	-11,615.00	2/2/2014	ZSP0	2/2/2014	004/000	Hardware	1104119	Computer Hdwr
1001	93297000	110411A0	400533543/0	-645.72	2/10/2014	ZSP0	2/2/2014	004/000	Hardware	1104119	Computer Hdwr
1001	93297000	110411A0	400533545/0	-652.24	2/10/2014	ZSP0	2/2/2014	004/000	Hardware	1104119	Computer Hdwr
1001	93297000	110411A0	400535444/0	-342.18	2/10/2014	ZSP0	2/2/2014	004/000	Hardware	1104119	Computer Hdwr
1001	93297000	110311A0	300691983/0	-50.21	2/10/2014	ZSP0	2/2/2014	005/000	Flatbed/POS Scanners	1103119	Equipment
1001	93297000	110511A0	9.00E+11	0	3/1/2014	0	2/2/2014	000/000	Assets Under Construction (CIP)	1105119	CIP
1001	93297000	110511A0	9.00E+11	0	3/1/2014	0	2/2/2014	000/000	Assets Under Construction (CIP)	1105119	CIP
1001	93297000	110411A0	400541960/0	-430.65	3/10/2014	ZSP0	3/2/2014	004/000	Hardware	1104119	Computer Hdwr
1001	93297000	110411A0	400541961/0	-429.04	3/10/2014	ZSP0	3/2/2014	004/000	Hardware	1104119	Computer Hdwr
1001	93297000	110411A0	400541962/0	-359.38	3/10/2014	ZSP0	3/2/2014	004/000	Hardware	1104119	Computer Hdwr
1001	93297000	110411A0	400542040/0	-226.12	3/10/2014	ZSP0	3/2/2014	004/000	Hardware	1104119	Computer Hdwr
1001	93297000	110411A0	400542067/0	-226.12	3/10/2014	ZSP0	3/2/2014	004/000	Hardware	1104119	Computer Hdwr
1001	93297000	110511A0	9.00E+11	0	4/5/2014	0	3/2/2014	000/000	Assets Under Construction (CIP)	1105119	CIP
1001	93297000	110511A0	9.00E+11	0	4/5/2014	0	3/2/2014	000/000	Assets Under Construction (CIP)	1105119	CIP
1001	93297000	110511A0	9.00E+11	0	4/5/2014	0	3/2/2014	000/000	Assets Under Construction (CIP)	1105119	CIP
1001	93297000	110511A0	9.00E+11	0	5/3/2014	0	4/6/2014	000/000	Assets Under Construction (CIP)	1105119	CIP
1001	93297000	110511A0	9.00E+11	0	5/3/2014	0	4/6/2014	000/000	Assets Under Construction (CIP)	1105119	CIP
1001	93297000	110311A1	300712906/0	-1,139.73	5/15/2014	ZSP0	5/4/2014	005/000	POS Registers	1103119	Equipment
1001	93297000	110311A0	300717003/0	-500.19	5/15/2014	ZSP0	5/4/2014	005/000	Flatbed/POS Scanners	1103119	Equipment
1001	93297000	110511A0	9.00E+11	0	5/31/2014	0	5/4/2014	000/000	Assets Under Construction (CIP)	1105119	CIP
1001	93297000	110511A0	9.00E+11	0	5/31/2014	0	5/4/2014	000/000	Assets Under Construction (CIP)	1105119	CIP
1001	93297000	110411A0	400563266/0	-45.62	6/9/2014	ZSP0	6/1/2014	004/000	Hardware	1104119	Computer Hdwr
1001	93297000	110411A0	400565076/0	-1.26	6/23/2014	ZSP0	7/6/2014	004/000	Hardware	1104119	Computer Hdwr
1001	93297000	110411A0	400545733/0	-297.09	6/24/2014	ZSP0	7/6/2014	004/000	Hardware	1104119	Computer Hdwr
1001	93297000	110411A0	400545749/0	-2,670.25	6/24/2014	ZSP0	7/6/2014	004/000	Hardware	1104119	Computer Hdwr
1001	93297000	110411A0	400545756/0	-2,670.25	6/24/2014	ZSP0	7/6/2014	004/000	Hardware	1104119	Computer Hdwr
1001	93297000	110311A0	300714677/0	-3.89	6/24/2014	ZSP0	7/6/2014	005/000	Flatbed/POS Scanners	1103119	Equipment
1001	93297000	110411A0	400563269/0	-41.61	8/1/2014	ZSP0	8/3/2014	004/000	Hardware	1104119	Computer Hdwr
1001	93297000	110511A0	9.00E+11	0	8/30/2014	0	8/3/2014	000/000	Assets Under Construction (CIP)	1105119	CIP
1001	93297000	110511A0	9.00E+11	0	8/30/2014	0	8/3/2014	000/000	Assets Under Construction (CIP)	1105119	CIP
1001	93297000	110411A0	400569657/0	-574.9	9/10/2014	ZSP0	8/31/2014	004/000	Hardware	1104119	Computer Hdwr
1001	93297000	110411A0	400565430/0	-9,307.16	9/23/2014	ZSP0	10/5/2014	004/000	Hardware	1104119	Computer Hdwr

1001	93297000	110411A0	400565434/0	-95.07	9/23/2014	ZSP0	10/5/2014	004/000	Hardware	1104119	Computer Hdwr
1001	93297000	110411A0	400565439/0	-2,261.72	9/23/2014	ZSP0	10/5/2014	004/000	Hardware	1104119	Computer Hdwr
1001	93297000	110411A0	400565443/0	-73.82	9/23/2014	ZSP0	10/5/2014	004/000	Hardware	1104119	Computer Hdwr
1001	93297000	110511A0	9.00E+11	0	11/1/2014	0	10/5/2014	000/000	Assets Under Construction (CIP)	1105119	CIP
1001	93297000	110511A0	9.00E+11	0	11/1/2014	0	10/5/2014	000/000	Assets Under Construction (CIP)	1105119	CIP
1001	93297000	110511A0	9.00E+11	0	1/3/2015	0	11/30/2014	000/000	Assets Under Construction (CIP)	1105119	CIP
1001	93297000	110511A0	9.00E+11	0	1/3/2015	0	11/30/2014	000/000	Assets Under Construction (CIP)	1105119	CIP
1001	93299000	110411A0	400049854/0	-1,037.28	6/16/2011	ZSP0	7/15/2011	004/000	Hardware	1104119	Computer Hdwr
1001	93299000	110411A0	400060125/0	-12.47	8/10/2011	ZSP0	8/15/2011	004/000	Hardware	1104119	Computer Hdwr
1001	93299000	110411A0	400060149/0	-66.8	8/10/2011	ZSP0	8/15/2011	004/000	Hardware	1104119	Computer Hdwr
1001	93299000	110411A0	400049842/0	-253.58	8/15/2011	ZSP0	8/15/2011	004/000	Hardware	1104119	Computer Hdwr
1001	93299000	110411A0	400060369/0	-2.13	8/15/2011	ZSP0	8/15/2011	004/000	Hardware	1104119	Computer Hdwr
1001	93299000	110311A1	300038325/0	-17.6	8/15/2011	ZSP0	8/15/2011	005/000	POS Registers	1103119	Equipment
1001	93299000	110311A0	300046776/0	-39.48	8/15/2011	ZSP0	8/15/2011	005/000	Flatbed/POS Scanners	1103119	Equipment
1001	93299000	110311A1	300048888/0	-176.28	8/15/2011	ZSP0	8/15/2011	005/000	POS Registers	1103119	Equipment
1001	93299000	110411A0	400049825/0	-18.42	8/16/2011	ZSP0	9/15/2011	004/000	Hardware	1104119	Computer Hdwr
1001	93299000	110411A0	400060139/0	-82.97	8/19/2011	ZSP0	9/15/2011	004/000	Hardware	1104119	Computer Hdwr
1001	93299000	110411A0	400059952/0	-21.8	9/1/2011	ZSP0	9/15/2011	004/000	Hardware	1104119	Computer Hdwr
1001	93299000	110411A0	400059957/0	-382.53	9/12/2011	ZSP0	9/15/2011	004/000	Hardware	1104119	Computer Hdwr
1001	93299000	110411A0	400060186/0	-389.79	9/16/2011	ZSP0	10/15/2011	004/000	Hardware	1104119	Computer Hdwr
1001	93299000	110411A0	400060225/0	-22.83	9/16/2011	ZSP0	10/15/2011	004/000	Hardware	1104119	Computer Hdwr
1001	93299000	110411A0	400060203/0	-25.29	9/19/2011	ZSP0	10/15/2011	004/000	Hardware	1104119	Computer Hdwr
1001	93299000	110411A0	400049654/0	-7.66	9/20/2011	ZSP0	10/15/2011	004/000	Hardware	1104119	Computer Hdwr
1001	93299000	110311A0	300046783/0	-141.45	9/20/2011	ZSP0	10/15/2011	005/000	Flatbed/POS Scanners	1103119	Equipment
1001	93299000	110311A1	300048907/0	-47.72	9/23/2011	ZSP0	10/15/2011	005/000	POS Registers	1103119	Equipment
1001	93299000	110311A1	300039815/0	-353.17	10/10/2011	ZSP0	10/15/2011	005/000	POS Registers	1103119	Equipment
1001	93299000	110411A0	400079966/0	-49.65	10/24/2011	ZSP0	11/15/2011	004/000	Hardware	1104119	Computer Hdwr
1001	93299000	110411A0	400079988/0	-0.59	10/24/2011	ZSP0	11/15/2011	004/000	Hardware	1104119	Computer Hdwr
1001	93299000	110411A0	400090728/0	-0.62	10/24/2011	ZSP0	11/15/2011	004/000	Hardware	1104119	Computer Hdwr
1001	93299000	110411A0	400100020/0	-1.89	10/24/2011	ZSP0	11/15/2011	004/000	Hardware	1104119	Computer Hdwr
1001	93299000	110311A1	300039828/0	-43.8	10/24/2011	ZSP0	11/15/2011	005/000	POS Registers	1103119	Equipment
1001	93299000	110311A1	300039836/0	-130.67	10/24/2011	ZSP0	11/15/2011	005/000	POS Registers	1103119	Equipment
1001	93299000	110311A1	300039845/0	-43.56	10/24/2011	ZSP0	11/15/2011	005/000	POS Registers	1103119	Equipment
1001	93299000	110311A1	300039856/0	-396.63	10/26/2011	ZSP0	11/15/2011	005/000	POS Registers	1103119	Equipment
1001	93299000	110411A0	400039646/0	-122.35	11/1/2011	ZSP0	11/15/2011	004/000	Hardware	1104119	Computer Hdwr
1001	93299000	110411A0	400049211/0	-88.22	11/1/2011	ZSP0	11/15/2011	004/000	Hardware	1104119	Computer Hdwr
1001	93299000	110311A0	300046753/0	-1.36	11/4/2011	ZSP0	11/15/2011	005/000	Flatbed/POS Scanners	1103119	Equipment
1001	93299000	110411A0	400049260/0	-334.48	11/10/2011	ZSP0	11/15/2011	004/000	Hardware	1104119	Computer Hdwr
1001	93299000	110411A0	400049235/0	-1.66	11/11/2011	ZSP0	11/15/2011	004/000	Hardware	1104119	Computer Hdwr
1001	93299000	110411A0	400049249/0	-0.54	11/11/2011	ZSP0	11/15/2011	004/000	Hardware	1104119	Computer Hdwr
1001	93299000	110411A0	400059486/0	-0.5	11/11/2011	ZSP0	11/15/2011	004/000	Hardware	1104119	Computer Hdwr
1001	93299000	110311A0	300046760/0	-10.01	11/11/2011	ZSP0	11/15/2011	005/000	Flatbed/POS Scanners	1103119	Equipment
1001	93299000	110311A0	300046766/0	-30.58	11/11/2011	ZSP0	11/15/2011	005/000	Flatbed/POS Scanners	1103119	Equipment
1001	93299000	110311A0	300046774/0	-10.12	11/11/2011	ZSP0	11/15/2011	005/000	Flatbed/POS Scanners	1103119	Equipment
1001	93299000	110411A0	400059475/0	-147.78	11/14/2011	ZSP0	11/15/2011	004/000	Hardware	1104119	Computer Hdwr
1001	93299000	110311A1	300039864/0	-4.06	11/15/2011	ZSP0	11/15/2011	005/000	POS Registers	1103119	Equipment
1001	93299000	110311A1	300039874/0	-11.81	11/15/2011	ZSP0	11/15/2011	005/000	POS Registers	1103119	Equipment
1001	93299000	110311A1	300039886/0	-4.06	11/15/2011	ZSP0	11/15/2011	005/000	POS Registers	1103119	Equipment
1001	93299000	110411A0	400049315/0	-74.75	11/17/2011	ZSP0	12/15/2011	004/000	Hardware	1104119	Computer Hdwr
1001	93299000	110411A0	400049329/0	-99.67	11/17/2011	ZSP0	12/15/2011	004/000	Hardware	1104119	Computer Hdwr
1001	93299000	110311A1	300039897/0	-1,233.57	11/17/2011	ZSP0	12/15/2011	005/000	POS Registers	1103119	Equipment
1001	93299000	110311A1	300039912/0	-925.19	11/17/2011	ZSP0	12/15/2011	005/000	POS Registers	1103119	Equipment
1001	93299000	110311A0	300046778/0	-184.83	11/18/2011	ZSP0	12/15/2011	005/000	Flatbed/POS Scanners	1103119	Equipment
1001	93299000	110411A0	400059544/0	-133.22	11/28/2011	ZSP0	12/15/2011	004/000	Hardware	1104119	Computer Hdwr
1001	93299000	110411A0	400059554/0	-76.46	11/28/2011	ZSP0	12/15/2011	004/000	Hardware	1104119	Computer Hdwr
1001	93299000	110311A1	300058685/0	-263.98	11/28/2011	ZSP0	12/15/2011	005/000	POS Registers	1103119	Equipment
1001	93299000	110311A0	300009070/0	-73.42	11/29/2011	ZSP0	12/15/2011	005/000	Flatbed/POS Scanners	1103119	Equipment
1001	93299000	110311A0	300009086/0	-70.27	11/29/2011	ZSP0	12/15/2011	005/000	Flatbed/POS Scanners	1103119	Equipment
1001	93299000	110311A0	300009102/0	-20.06	11/29/2011	ZSP0	12/15/2011	005/000	Flatbed/POS Scanners	1103119	Equipment
1001	93299000	110311A0	300056133/0	-119.46	11/29/2011	ZSP0	12/15/2011	005/000	Flatbed/POS Scanners	1103119	Equipment
1001	93299000	110411A0	400059533/0	-1.01	11/30/2011	ZSP0	12/15/2011	004/000	Hardware	1104119	Computer Hdwr
1001	93299000	110411A0	400039736/0	-1.66	12/2/2011	ZSP0	12/15/2011	004/000	Hardware	1104119	Computer Hdwr
1001	93299000	110311A1	300058699/0	-1,641.70	12/6/2011	ZSP0	12/15/2011	005/000	POS Registers	1103119	Equipment
1001	93299000	110411A0	400070002/0	-6.07	12/20/2011	ZSP0	1/15/2012	004/000	Hardware	1104119	Computer Hdwr
1001	93299000	110411A0	400070030/0	-61.48	12/20/2011	ZSP0	1/15/2012	004/000	Hardware	1104119	Computer Hdwr
1001	93299000	110311A1	300058709/0	-16.45	12/28/2011	ZSP0	1/15/2012	005/000	POS Registers	1103119	Equipment
1001	93299000	110411A0	400060298/0	-72.46	1/2/2012	ZSP0	1/15/2012	004/000	Hardware	1104119	Computer Hdwr
1001	93299000	110411A0	400060380/0	-24.45	1/20/2012	ZSP0	2/15/2012	004/000	Hardware	1104119	Computer Hdwr
1001	93299000	110411A0	400162205/0	-25.72	2/7/2012	ZSP0	2/15/2012	004/000	Hardware	1104119	Computer Hdwr
1001	93299000	110411A0	400162217/0	-792.41	2/15/2012	ZSP0	2/15/2012	004/000	Hardware	1104119	Computer Hdwr
1001	93299000	110311A1	300030693/0	-31.28	2/15/2012	ZSP0	2/15/2012	005/000	POS Registers	1103119	Equipment
1001	93299000	110311A0	300053779/0	-82.48	2/15/2012	ZSP0	2/15/2012	005/000	Flatbed/POS Scanners	1103119	Equipment
1001	93299000	110311A1	300007740/0	-35.52	2/27/2012	ZSP0	3/15/2012	005/000	POS Registers	1103119	Equipment
1001	93299000	110311A1	300007751/0	-79.59	2/27/2012	ZSP0	3/15/2012	005/000	POS Registers	1103119	Equipment
1001	93299000	110311A1	300007760/0	-26.46	2/27/2012	ZSP0	3/15/2012	005/000	POS Registers	1103119	Equipment
1001	93299000	110311A1	300007814/0	-26.04	2/27/2012	ZSP0	3/15/2012	005/000	POS Registers	1103119	Equipment
1001	93299000	110311A1	300007825/0	-70.74	2/27/2012	ZSP0	3/15/2012	005/000	POS Registers	1103119	Equipment
1001	93299000	110311A1	300007835/0	-115.27	2/27/2012	ZSP0	3/15/2012	005/000	POS Registers	1103119	Equipment
1001	93299000	110411A0	400077733/0	-25.67	2/28/2012	ZSP0	3/15/2012	004/000	Hardware	1104119	Computer Hdwr
1001	93299000	110411A0	400068256/0	-6.04	2/29/2012	ZSP0	3/15/2012	004/000	Hardware	1104119	Computer Hdwr
1001	93299000	110411A0	400067018/0	-2.77	3/1/2012	ZSP0	3/15/2012	004/000	Hardware	1104119	Computer Hdwr
1001	93299000	110411A0	400067029/0	-43.58	3/1/2012	ZSP0	3/15/2012	004/000	Hardware	1104119	Computer Hdwr
1001	93299000	110411A0	400067037/0	-23.13	3/1/2012	ZSP0	3/15/2012	004/000	Hardware	1104119	Computer Hdwr

1001	93299000	110311A1	300007770/0	-308.43	3/1/2012	ZSP0	3/15/2012	005/000	POS Registers	1103119	Equipment
1001	93299000	110311A1	300007780/0	-97.61	3/2/2012	ZSP0	3/15/2012	005/000	POS Registers	1103119	Equipment
1001	93299000	110411A0	400068963/0	-46.32	3/5/2012	ZSP0	3/15/2012	004/000	Hardware	1104119	Computer Hdwr
1001	93299000	110411A0	400111086/0	-56.49	3/14/2012	ZSP0	3/15/2012	004/000	Hardware	1104119	Computer Hdwr
1001	93299000	110311A1	300007836/0	-91.22	3/21/2012	ZSP0	4/15/2012	005/000	POS Registers	1103119	Equipment
1001	93299000	110411A0	400085589/0	-92.88	3/27/2012	ZSP0	4/15/2012	004/000	Hardware	1104119	Computer Hdwr
1001	93299000	110311A1	300028321/0	-1,237.54	3/27/2012	ZSP0	4/15/2012	005/000	POS Registers	1103119	Equipment
1001	93299000	110311A0	300028968/0	-62.25	3/27/2012	ZSP0	4/15/2012	005/000	Flatbed/POS Scanners	1103119	Equipment
1001	93299000	110411A0	400085091/0	-384.26	4/2/2012	ZSP0	4/15/2012	004/000	Hardware	1104119	Computer Hdwr
1001	93299000	110311A1	300028336/0	-0.36	4/4/2012	ZSP0	4/15/2012	005/000	POS Registers	1103119	Equipment
1001	93299000	110411A0	400092060/0	-232.8	4/10/2012	ZSP0	4/15/2012	004/000	Hardware	1104119	Computer Hdwr
1001	93299000	110411A0	400092133/0	-23.85	4/10/2012	ZSP0	4/15/2012	004/000	Hardware	1104119	Computer Hdwr
1001	93299000	110311A1	300028415/0	-13.54	4/10/2012	ZSP0	4/15/2012	005/000	POS Registers	1103119	Equipment
1001	93299000	110311A1	300028425/0	-90.9	4/12/2012	ZSP0	4/15/2012	005/000	POS Registers	1103119	Equipment
1001	93299000	110411A0	400154886/0	-207.65	4/16/2012	ZSP0	5/15/2012	004/000	Hardware	1104119	Computer Hdwr
1001	93299000	110411A0	400174849/0	-16.8	4/17/2012	ZSP0	5/15/2012	004/000	Hardware	1104119	Computer Hdwr
1001	93299000	110411A0	400174943/0	-373.06	4/20/2012	ZSP0	5/15/2012	004/000	Hardware	1104119	Computer Hdwr
1001	93299000	110311A1	300007637/0	-10.9	4/30/2012	ZSP0	5/15/2012	005/000	POS Registers	1103119	Equipment
1001	93299000	110311A1	300007642/0	-8.06	4/30/2012	ZSP0	5/15/2012	005/000	POS Registers	1103119	Equipment
1001	93299000	110311A1	300007648/0	-18.64	4/30/2012	ZSP0	5/15/2012	005/000	POS Registers	1103119	Equipment
1001	93299000	110311A1	300007652/0	-8.2	4/30/2012	ZSP0	5/15/2012	005/000	POS Registers	1103119	Equipment
1001	93299000	110311A1	300007658/0	-21.51	4/30/2012	ZSP0	5/15/2012	005/000	POS Registers	1103119	Equipment
1001	93299000	110311A1	300007666/0	-8.2	4/30/2012	ZSP0	5/15/2012	005/000	POS Registers	1103119	Equipment
1001	93299000	110311A1	300007677/0	-93.35	5/8/2012	ZSP0	5/15/2012	005/000	POS Registers	1103119	Equipment
1001	93299000	110311A1	300017873/0	-559.79	5/9/2012	ZSP0	5/15/2012	005/000	POS Registers	1103119	Equipment
1001	93299000	110311A0	300042055/0	-122.98	5/9/2012	ZSP0	5/15/2012	005/000	Flatbed/POS Scanners	1103119	Equipment
1001	93299000	110411A0	400166524/0	-4.88	5/15/2012	ZSP0	5/15/2012	004/000	Hardware	1104119	Computer Hdwr
1001	93299000	110411A0	400155357/0	-23.74	6/13/2012	ZSP0	6/15/2012	004/000	Hardware	1104119	Computer Hdwr
1001	93299000	110411A0	400166651/0	-12.09	6/13/2012	ZSP0	6/15/2012	004/000	Hardware	1104119	Computer Hdwr
1001	93299000	110411A0	400166665/0	-145.32	6/13/2012	ZSP0	6/15/2012	004/000	Hardware	1104119	Computer Hdwr
1001	93299000	110411A0	400175995/0	-12.95	6/13/2012	ZSP0	6/15/2012	004/000	Hardware	1104119	Computer Hdwr
1001	93299000	110411A0	400176009/0	-8.68	6/13/2012	ZSP0	6/15/2012	004/000	Hardware	1104119	Computer Hdwr
1001	93299000	110411A0	400176025/0	-13.15	6/13/2012	ZSP0	6/15/2012	004/000	Hardware	1104119	Computer Hdwr
1001	93299000	110411A0	400176040/0	-10.13	6/13/2012	ZSP0	6/15/2012	004/000	Hardware	1104119	Computer Hdwr
1001	93299000	110411A0	400176056/0	-16.38	6/13/2012	ZSP0	6/15/2012	004/000	Hardware	1104119	Computer Hdwr
1001	93299000	110411A0	400176071/0	-27.78	6/13/2012	ZSP0	6/15/2012	004/000	Hardware	1104119	Computer Hdwr
1001	93299000	110311A0	300029385/0	-8.96	6/21/2012	ZSP0	7/15/2012	005/000	Flatbed/POS Scanners	1103119	Equipment
1001	93299000	110411A0	400155774/0	-97.36	6/26/2012	ZSP0	7/15/2012	004/000	Hardware	1104119	Computer Hdwr
1001	93299000	110411A0	400155680/0	-162.61	7/2/2012	ZSP0	7/15/2012	004/000	Hardware	1104119	Computer Hdwr
1001	93299000	110411A0	400176300/0	-5.52	7/5/2012	ZSP0	7/15/2012	004/000	Hardware	1104119	Computer Hdwr
1001	93299000	110411A0	400158343/0	-624.1	7/9/2012	ZSP0	7/15/2012	004/000	Hardware	1104119	Computer Hdwr
1001	93299000	110411A0	400164558/0	-374.63	7/11/2012	ZSP0	7/15/2012	004/000	Hardware	1104119	Computer Hdwr
1001	93299000	110411A0	400166672/0	-46.62	7/12/2012	ZSP0	7/15/2012	004/000	Hardware	1104119	Computer Hdwr
1001	93299000	110411A0	400175255/0	-5.34	7/12/2012	ZSP0	7/15/2012	004/000	Hardware	1104119	Computer Hdwr
1001	93299000	110411A0	400156928/0	-5.18	7/23/2012	ZSP0	8/15/2012	004/000	Hardware	1104119	Computer Hdwr
1001	93299000	110411A0	400176082/0	-23.26	7/23/2012	ZSP0	8/15/2012	004/000	Hardware	1104119	Computer Hdwr
1001	93299000	110411A0	400176542/0	-148.53	7/23/2012	ZSP0	8/15/2012	004/000	Hardware	1104119	Computer Hdwr
1001	93299000	110411A0	400156747/0	-777.22	7/24/2012	ZSP0	8/15/2012	004/000	Hardware	1104119	Computer Hdwr
1001	93299000	110411A0	400164769/0	-17.69	7/30/2012	ZSP0	8/15/2012	004/000	Hardware	1104119	Computer Hdwr
1001	93299000	110311A1	300019774/0	-15.98	7/31/2012	ZSP0	8/15/2012	005/000	POS Registers	1103119	Equipment
1001	93299000	110411A0	400156498/0	-17.98	8/28/2012	ZSP0	9/15/2012	004/000	Hardware	1104119	Computer Hdwr
1001	93299000	110411A0	400157343/0	-165.78	8/29/2012	ZSP0	9/15/2012	004/000	Hardware	1104119	Computer Hdwr
1001	93299000	110411A0	400175905/0	-1.24	8/29/2012	ZSP0	9/15/2012	004/000	Hardware	1104119	Computer Hdwr
1001	93299000	110411A0	400158209/0	-24.58	9/10/2012	ZSP0	9/15/2012	004/000	Hardware	1104119	Computer Hdwr
1001	93299000	110411A0	400176497/0	-33.8	9/11/2012	ZSP0	9/15/2012	004/000	Hardware	1104119	Computer Hdwr
1001	93299000	110311A0	300050005/0	-11.53	10/2/2012	ZSP0	10/15/2012	005/000	Flatbed/POS Scanners	1103119	Equipment
1001	93299000	110411A0	400148435/0	-40.45	10/5/2012	ZSP0	10/15/2012	004/000	Hardware	1104119	Computer Hdwr
1001	93299000	110411A0	400148451/0	-3.83	10/10/2012	ZSP0	10/15/2012	004/000	Hardware	1104119	Computer Hdwr
1001	93299000	110411A0	400148479/0	-10.27	10/10/2012	ZSP0	10/15/2012	004/000	Hardware	1104119	Computer Hdwr
1001	93299000	110411A0	400150969/0	2,460.71	10/15/2012	ZSP0	10/15/2012	004/000	Hardware	1104119	Computer Hdwr
1001	93299000	110311A0	300009743/0	-87.06	10/16/2012	ZSP0	11/15/2012	005/000	Flatbed/POS Scanners	1103119	Equipment
1001	93299000	110311A1	300050609/0	-182.65	11/2/2012	ZSP0	11/15/2012	005/000	POS Registers	1103119	Equipment
1001	93299000	110411A0	400137581/0	-38.21	11/7/2012	ZSP0	11/15/2012	004/000	Hardware	1104119	Computer Hdwr
1001	93299000	110411A0	400149828/0	-1,712.01	11/12/2012	ZSP0	11/15/2012	004/000	Hardware	1104119	Computer Hdwr
1001	93299000	110411A0	400137870/0	-63.43	11/27/2012	ZSP0	12/15/2012	004/000	Hardware	1104119	Computer Hdwr
1001	93299000	110411A0	400137889/0	-75.4	11/27/2012	ZSP0	12/15/2012	004/000	Hardware	1104119	Computer Hdwr
1001	93299000	110311A1	300051246/0	-4.06	12/7/2012	ZSP0	12/15/2012	005/000	POS Registers	1103119	Equipment
1001	93299000	110311A1	300033544/0	-1.24	12/13/2012	ZSP0	12/15/2012	005/000	POS Registers	1103119	Equipment
1001	93299000	110311A1	300033558/0	-11.08	12/13/2012	ZSP0	12/15/2012	005/000	POS Registers	1103119	Equipment
1001	93299000	110411A0	400160166/0	-903.36	1/7/2013	ZSP0	1/15/2013	004/000	Hardware	1104119	Computer Hdwr
1001	93299000	110411A0	400129581/0	-6.49	1/9/2013	ZSP0	1/15/2013	004/000	Hardware	1104119	Computer Hdwr
1001	93299000	110311A1	300019684/0	85.43	1/15/2013	ZSP0	1/15/2013	005/000	POS Registers	1103119	Equipment
1001	93299000	110311A1	300030364/0	-365.29	1/21/2013	ZSP0	2/15/2013	005/000	POS Registers	1103119	Equipment
1001	93299000	110311A1	300006917/0	-72.69	2/4/2013	ZSP0	2/15/2013	005/000	POS Registers	1103119	Equipment
1001	93299000	110411A0	400151805/0	-194.31	2/15/2013	ZSP0	2/15/2013	004/000	Hardware	1104119	Computer Hdwr
1001	93299000	110411A0	400191110/0	-15.81	2/15/2013	ZSP0	2/15/2013	004/000	Hardware	1104119	Computer Hdwr
1001	93299000	110411A0	400191212/0	-425.86	2/15/2013	ZSP0	2/15/2013	004/000	Hardware	1104119	Computer Hdwr
1001	93299000	110411A0	400191220/0	-652.96	2/15/2013	ZSP0	2/15/2013	004/000	Hardware	1104119	Computer Hdwr
1001	93299000	110311A0	300034420/0	-2,144.39	2/15/2013	ZSP0	2/15/2013	005/000	Flatbed/POS Scanners	1103119	Equipment
1001	93299000	110411A0	400171442/0	-323.17	3/8/2013	ZSP0	3/15/2013	004/000	Hardware	1104119	Computer Hdwr
1001	93299000	110411A0	400191180/0	-96.33	3/15/2013	ZSP0	3/15/2013	004/000	Hardware	1104119	Computer Hdwr
1001	93299000	110411A0	400191199/0	-1.28	3/15/2013	ZSP0	3/15/2013	004/000	Hardware	1104119	Computer Hdwr
1001	93299000	110411A0	400191167/0	-2.43	3/16/2013	ZSP0	4/15/2013	004/000	Hardware	1104119	Computer Hdwr

1001	93299000	110311A1	300027405/0	-182.93	3/19/2013	ZSP0	4/15/2013	005/000	POS Registers	1103119	Equipment
1114	93346000	110414A0	400009908/0	-4.49	2/15/2011	ZSP0	2/15/2011	004/000	Purch Sftwr Cap Interest	1104149	Software Ca  Omt
1114	93346000	110413A1	400023913/0	-1,166.95	2/15/2011	ZSP0	2/15/2011	004/000	Software - Internal	1104139	Software Internal
1114	93346000	110413A0	40001860/0	-10,783.06	5/15/2012	ZSP0	5/15/2012	007/000	Software - Internal - 7YR LIFE	1104139	Software Internal
1114	93346000	110412A0	400013981/0	-24,320.67	5/15/2012	ZSP0	5/15/2012	007/000	Software - 7YR LIFE	1104129	Computer Software
1114	93346000	110412A0	400003942/0	-53,052.64	5/16/2012	ZSP0	6/15/2012	007/000	Software - 7YR LIFE	1104129	Computer Software
1114	93346000	110414A1	400010035/0	-325.78	5/16/2012	ZSP0	6/15/2012	007/000	Purch Sftwr Cap Interest - 7YR LIFE	1104149	Software Ca  Omt
1114	93346000	110414A1	400010045/0	-1,061.11	5/16/2012	ZSP0	6/15/2012	007/000	Purch Sftwr Cap Interest - 7YR LIFE	1104149	Software Ca  Omt
1114	93346000	110414A1	400010057/0	-2,874.33	5/16/2012	ZSP0	6/15/2012	007/000	Purch Sftwr Cap Interest - 7YR LIFE	1104149	Software Ca  Omt
1114	93346000	110414A1	400010069/0	-144.85	5/16/2012	ZSP0	6/15/2012	007/000	Purch Sftwr Cap Interest - 7YR LIFE	1104149	Software Ca  Omt
1114	93346000	110412A0	400019212/0	-13,383.45	5/16/2012	ZSP0	6/15/2012	007/000	Software - 7YR LIFE	1104129	Computer Software
1114	93346000	110413A0	400022953/0	-26,884.27	5/16/2012	ZSP0	6/15/2012	007/000	Software - Internal - 7YR LIFE	1104139	Software Internal
1114	93346000	110413A0	400022970/0	-68,573.26	5/16/2012	ZSP0	6/15/2012	007/000	Software - Internal - 7YR LIFE	1104139	Software Internal
1114	93346000	110413A0	400022980/0	-246,590.42	5/16/2012	ZSP0	6/15/2012	007/000	Software - Internal - 7YR LIFE	1104139	Software Internal
1114	93346000	110413A0	400022989/0	-12,037.89	5/16/2012	ZSP0	6/15/2012	007/000	Software - Internal - 7YR LIFE	1104139	Software Internal
1114	93346000	110412A0	400029327/0	-13,383.45	5/16/2012	ZSP0	6/15/2012	007/000	Software - 7YR LIFE	1104129	Computer Software
1114	93346000	110412A0	400029333/0	13,383.45	5/16/2012	ZSP0	6/15/2012	007/000	Software - 7YR LIFE	1104129	Computer Software
1114	93346000	110413A0	400010113/0	-1,338.83	9/15/2012	ZSP0	9/15/2012	007/000	Software - Internal - 7YR LIFE	1104139	Software Internal
1114	93346000	110414A1	400010410/0	-522.1	9/15/2012	ZSP0	9/15/2012	007/000	Purch Sftwr Cap Interest - 7YR LIFE	1104149	Software Ca  Omt
1114	93346000	110414A1	400010422/0	-1,677.37	9/15/2012	ZSP0	9/15/2012	007/000	Purch Sftwr Cap Interest - 7YR LIFE	1104149	Software Ca  Omt
1114	93346000	110414A1	400010431/0	-4,912.04	9/15/2012	ZSP0	9/15/2012	007/000	Purch Sftwr Cap Interest - 7YR LIFE	1104149	Software Ca  Omt
1114	93346000	110414A1	400010441/0	-227.61	9/15/2012	ZSP0	9/15/2012	007/000	Purch Sftwr Cap Interest - 7YR LIFE	1104149	Software Ca  Omt
1114	93346000	110413A0	400011750/0	-28,844.72	9/15/2012	ZSP0	9/15/2012	007/000	Software - Internal - 7YR LIFE	1104139	Software Internal
1114	93346000	110413A0	400011761/0	-53,347.49	9/15/2012	ZSP0	9/15/2012	007/000	Software - Internal - 7YR LIFE	1104139	Software Internal
1114	93346000	110413A0	400011774/0	-254,335.97	9/15/2012	ZSP0	9/15/2012	007/000	Software - Internal - 7YR LIFE	1104139	Software Internal
1114	93346000	110413A0	400011788/0	-13,109.45	9/15/2012	ZSP0	9/15/2012	007/000	Software - Internal - 7YR LIFE	1104139	Software Internal
1114	93346000	110413A0	400019549/0	-16,648.90	9/15/2012	ZSP0	9/15/2012	007/000	Software - Internal - 7YR LIFE	1104139	Software Internal
1114	93346000	110412A0	400029410/0	-52,325.17	9/15/2012	ZSP0	9/15/2012	007/000	Software - 7YR LIFE	1104129	Computer Software
1114	93346000	110414A1	400006030/0	-418.22	9/16/2012	ZSP0	10/15/2012	007/000	Purch Sftwr Cap Interest - 7YR LIFE	1104149	Software Ca  Omt
1114	93346000	110413A0	400021517/0	-10,176.07	9/16/2012	ZSP0	10/15/2012	007/000	Software - Internal - 7YR LIFE	1104139	Software Internal
1114	93346000	110413A0	400002111/0	-1.42	10/15/2012	ZSP0	10/15/2012	007/000	Software - Internal - 7YR LIFE	1104139	Software Internal
1114	93346000	110413A0	400010897/0	-4.83	10/15/2012	ZSP0	10/15/2012	007/000	Software - Internal - 7YR LIFE	1104139	Software Internal
1114	93346000	110414A1	400000180/0	-678.36	10/16/2012	ZSP0	11/15/2012	007/000	Purch Sftwr Cap Interest - 7YR LIFE	1104149	Software Ca  Omt
1114	93346000	110414A1	400000191/0	-471.89	10/16/2012	ZSP0	11/15/2012	007/000	Purch Sftwr Cap Interest - 7YR LIFE	1104149	Software Ca  Omt
1114	93346000	110412A0	400009468/0	-1,072.13	10/16/2012	ZSP0	11/15/2012	007/000	Software - 7YR LIFE	1104129	Computer Software
1114	93346000	110413A0	400010116/0	-13,397.01	10/16/2012	ZSP0	11/15/2012	007/000	Software - Internal - 7YR LIFE	1104139	Software Internal
1114	93346000	110414A1	400010256/0	-1,509.35	10/16/2012	ZSP0	11/15/2012	007/000	Purch Sftwr Cap Interest - 7YR LIFE	1104149	Software Ca  Omt
1114	93346000	110414A1	400010269/0	-2,788.93	10/16/2012	ZSP0	11/15/2012	007/000	Purch Sftwr Cap Interest - 7YR LIFE	1104149	Software Ca  Omt
1114	93346000	110414A1	400010282/0	-204.62	10/16/2012	ZSP0	11/15/2012	007/000	Purch Sftwr Cap Interest - 7YR LIFE	1104149	Software Ca  Omt
1114	93346000	110413A0	400019537/0	-15,597.81	10/16/2012	ZSP0	11/15/2012	007/000	Software - Internal - 7YR LIFE	1104139	Software Internal
1114	93346000	110413A0	400019539/0	-26,406.54	10/16/2012	ZSP0	11/15/2012	007/000	Software - Internal - 7YR LIFE	1104139	Software Internal
1114	93346000	110413A0	400019540/0	-46,439.26	10/16/2012	ZSP0	11/15/2012	007/000	Software - Internal - 7YR LIFE	1104139	Software Internal
1114	93346000	110413A0	400019542/0	-139,306.05	10/16/2012	ZSP0	11/15/2012	007/000	Software - Internal - 7YR LIFE	1104139	Software Internal
1114	93346000	110413A0	400019545/0	-10,642.12	10/16/2012	ZSP0	11/15/2012	007/000	Software - Internal - 7YR LIFE	1104139	Software Internal
1114	93346000	110413A0	400018871/0	-3.68	11/9/2012	ZSP0	11/15/2012	007/000	Software - Internal - 7YR LIFE	1104139	Software Internal
1114	93346000	110413A0	400018898/0	-1.76	11/9/2012	ZSP0	11/15/2012	007/000	Software - Internal - 7YR LIFE	1104139	Software Internal
1114	93346000	110413A0	400029775/0	-39.42	11/9/2012	ZSP0	11/15/2012	007/000	Software - Internal - 7YR LIFE	1104139	Software Internal
1114	93346000	110413A0	400001069/0	-230.39	11/15/2012	ZSP0	11/15/2012	007/000	Software - Internal - 7YR LIFE	1104139	Software Internal
1114	93346000	110413A0	400009205/0	-2.3	11/15/2012	ZSP0	11/15/2012	007/000	Software - Internal - 7YR LIFE	1104139	Software Internal
1114	93346000	110413A0	400019594/0	-31.51	11/16/2012	ZSP0	12/15/2012	007/000	Software - Internal - 7YR LIFE	1104139	Software Internal
1114	93346000	110413A0	400021997/0	-97.32	11/16/2012	ZSP0	12/15/2012	007/000	Software - Internal - 7YR LIFE	1104139	Software Internal
1114	93346000	110413A0	400010143/0	-177.24	11/26/2012	ZSP0	12/15/2012	007/000	Software - Internal - 7YR LIFE	1104139	Software Internal
1114	93346000	110413A0	400021027/0	-97.32	11/26/2012	ZSP0	12/15/2012	007/000	Software - Internal - 7YR LIFE	1104139	Software Internal
1114	93346000	110413A0	400021372/0	-15.9	11/30/2012	ZSP0	12/15/2012	007/000	Software - Internal - 7YR LIFE	1104139	Software Internal
1114	93346000	110413A0	400021386/0	-58.4	11/30/2012	ZSP0	12/15/2012	007/000	Software - Internal - 7YR LIFE	1104139	Software Internal
1114	93346000	110413A0	400001066/0	-12.72	12/7/2012	ZSP0	12/15/2012	007/000	Software - Internal - 7YR LIFE	1104139	Software Internal
1114	93346000	110413A0	400021547/0	-133.91	12/7/2012	ZSP0	12/15/2012	007/000	Software - Internal - 7YR LIFE	1104139	Software Internal
1114	93346000	110413A0	400021705/0	-3.94	12/7/2012	ZSP0	12/15/2012	007/000	Software - Internal - 7YR LIFE	1104139	Software Internal
1114	93346000	110413A0	400029622/0	-10.98	12/14/2012	ZSP0	12/15/2012	007/000	Software - Internal - 7YR LIFE	1104139	Software Internal
1114	93346000	110413A0	400029629/0	-2.2	12/14/2012	ZSP0	12/15/2012	007/000	Software - Internal - 7YR LIFE	1104139	Software Internal
1114	93346000	110413A0	400001344/0	-34,786.89	12/15/2012	ZSP0	12/15/2012	007/000	Software - Internal - 7YR LIFE	1104139	Software Internal
1114	93346000	110413A0	400001357/0	-52,912.89	12/15/2012	ZSP0	12/15/2012	007/000	Software - Internal - 7YR LIFE	1104139	Software Internal
1114	93346000	110413A0	400003080/0	-291,032.29	12/15/2012	ZSP0	12/15/2012	007/000	Software - Internal - 7YR LIFE	1104139	Software Internal
1114	93346000	110413A0	400003087/0	-11,284.94	12/15/2012	ZSP0	12/15/2012	007/000	Software - Internal - 7YR LIFE	1104139	Software Internal
1114	93346000	110412A0	400009665/0	-51,791.53	12/15/2012	ZSP0	12/15/2012	007/000	Software - 7YR LIFE	1104129	Computer Software
1114	93346000	110414A1	400011920/0	-502.67	12/15/2012	ZSP0	12/15/2012	007/000	Purch Sftwr Cap Interest - 7YR LIFE	1104149	Software Ca  Omt
1114	93346000	110414A1	400011932/0	-1,462.11	12/15/2012	ZSP0	12/15/2012	007/000	Purch Sftwr Cap Interest - 7YR LIFE	1104149	Software Ca  Omt
1114	93346000	110414A1	400011941/0	-7,603.27	12/15/2012	ZSP0	12/15/2012	007/000	Purch Sftwr Cap Interest - 7YR LIFE	1104149	Software Ca  Omt
1114	93346000	110414A1	400021592/0	-218.96	12/15/2012	ZSP0	12/15/2012	007/000	Purch Sftwr Cap Interest - 7YR LIFE	1104149	Software Ca  Omt
1114	93346000	110413A0	400022702/0	-30.84	12/15/2012	ZSP0	12/15/2012	007/000	Software - Internal - 7YR LIFE	1104139	Software Internal
1114	93346000	110413A0	400002264/0	-15.93	12/21/2012	ZSP0	1/15/2013	007/000	Software - Internal - 7YR LIFE	1104139	Software Internal
1114	93346000	110413A0	400012106/0	-118.38	12/24/2012	ZSP0	1/15/2013	007/000	Software - Internal - 7YR LIFE	1104139	Software Internal
1114	93346000	110413A0	400020494/0	-8.79	12/31/2012	ZSP0	1/15/2013	007/000	Software - Internal - 7YR LIFE	1104139	Software Internal
1114	93346000	110413A0	400530589/0	61.88	1/10/2013	ZSP0	12/30/2012	007/000	Software - Internal - 7YR LIFE	1104139	Software Internal
1114	93346000	110413A0	400530590/0	-89.67	1/10/2013	ZSP0	12/30/2012	007/000	Software - Internal - 7YR LIFE	1104139	Software Internal
1114	93346000	110413A0	400530591/0	-37.22	1/10/2013	ZSP0	12/30/2012	007/000	Software - Internal - 7YR LIFE	1104139	Software Internal
1114	93346000	110412A0	400530595/0	-802.35	1/10/2013	ZSP0	12/30/2012	007/000	Software - 7YR LIFE	1104129	Computer Software
1114	93346000	110413A0	400530596/0	-58.13	1/10/2013	ZSP0	12/30/2012	007/000	Software - Internal - 7YR LIFE	1104139	Software Internal
1114	93346000	110413A0	400530597/0	-50.77	1/10/2013	ZSP0	12/30/2012	007/000	Software - Internal - 7YR LIFE	1104139	Software Internal
1114	93346000	110413A0	400001315/0	-98,698.12	1/15/2013	ZSP0	1/15/2013	007/000	Software - Internal - 7YR LIFE	1104139	Software Internal
1114	93346000	110412A0	400009692/0	-9,569.21	1/15/2013	ZSP0	1/15/2013	007/000	Software - 7YR LIFE	1104129	Computer Software
1114	93346000	110412A0	400009703/0	-27,758.49	1/15/2013	ZSP0	1/15/2013	007/000	Software - 7YR LIFE	1104129	Computer Software
1114	93346000	110414A1	400011874/0	-							





















































1114	93346000	110511A1	9.00E+11	0	11/29/2014	0	11/2/2014	000/000	AUC Internally Dev Software	1105119	CIP
1114	93346000	110511A1	9.00E+11	0	11/29/2014	0	11/2/2014	000/000	AUC Internally Dev Software	1105119	CIP
1114	93346000	110511A1	9.00E+11	0	11/29/2014	0	11/2/2014	000/000	AUC Internally Dev Software	1105119	CIP
1114	93346000	110511A1	9.00E+11	0	11/29/2014	0	11/2/2014	000/000	AUC Internally Dev Software	1105119	CIP
1114	93346000	110511A1	9.00E+11	0	11/29/2014	0	11/2/2014	000/000	AUC Internally Dev Software	1105119	CIP
1114	93346000	110511A1	9.00E+11	0	1/3/2015	0	11/30/2014	000/000	AUC Internally Dev Software	1105119	CIP
1114	93346000	110511A1	9.00E+11	0	1/3/2015	0	11/30/2014	000/000	AUC Internally Dev Software	1105119	CIP
1114	93346000	110511A0	9.00E+11	0	1/3/2015	0	11/30/2014	000/000	Assets Under Construction (CIP)	1105119	CIP
1114	93346000	110511A0	9.00E+11	0	1/3/2015	0	11/30/2014	000/000	Assets Under Construction (CIP)	1105119	CIP
1114	93346000	110511A1	9.00E+11	0	1/3/2015	0	11/30/2014	000/000	AUC Internally Dev Software	1105119	CIP

\*

-5,150,729.60



# **SCHEDULE A3**

**A**

This schedule summarizes all expenses included in cross-charge from Target Brands (Retail segment) to Target Canada Co (Canada segment) for January fiscal year 2014. The balances on this summary are supported in greater detail in subsequent schedules. Transfer pricing in the GL was recorded based on an average of the prior three month's transfer pricing activity. The calculation below recalculates transfer pricing charges based on actual expenses included in cross-charge, estimating for expenses already reimbursed via invoicing process. This estimation was performed by either taking 11 of the 28 days in the fiscal month prior to filing or by taking actual expenses less those already invoices and reimbursed/disallowed (see Schedule B for more details on contractor expense where actual expenses less submitted invoices were included in transfer pricing).

		-----B-----	-----C-----
		Dollars	
		Dedicated	Allocable
Supply Chain	DST	39,606.35	3,830.11
Finance	FIN	3,735.17	220,435.25
Financial and Retail Services	FRS	-	59,113.58
Legal	LAW	-	-
Merchandising	MER	76,405.14	85,762.42
Merchandising - Sourcing	MER_TSS	81,378.29	27,470.89
Marketing	MKT	4,548.08	169,217.40
Other	OIE	9,370.89	20,356.05
Stores	STR	43,722.74	25,392.69
Human Resources	THR	39,752.22	69,729.14
Property Development	TPD	27,548.61	58,355.55
Target Technology Services	TTS	376,156.60	135,489.74
TOTAL PAYROLL		702,224.08 <b>1</b>	875,152.82 <b>2</b>
		-----D-----	
Benefits		296,231.33	(104.85) •
Benefits Rate		18.77%	
Contractors		1,071,571.42	(98,091.35)
Travel-related		32,373.84	
Cell phone expense		7,070.74	
Office and operating supplies		472.98	
Other charges		171,015.02	17,853.06
TOTAL OTHER		1,578,735.33 <b>1</b>	(80,343.14) <b>2</b>
Depreciation		<b>E</b> 1,657,390.01 <b>1</b>	
TOTAL EXPENSES		Dedicated $\sum 1's =$ 3,938,349.41	Allocable $\sum 2's =$ 794,809.69
		Total	4,733,159.10

• - Most benefits for cross-charge are included in fully-dedicated cost centers, with other amounts included in allocable cost centers. As such, benefits should be viewed wholistically between both cost center types, and this is how the benefits rate is calculated and assessed.

**Transfer Pricing Mark Up Calculation (by Co Code)**

Company Code	Revenue/Expense Type	Cross-Charge Total	Mark-Up	TP Total
1001	Service	260,640.38	0%	260,640.38
1112	Marketing	4,595.67	10%	5,055.24
1112	Merchandising	11,322.94	10%	12,455.23
1113	Service	1,989,504.53	0%	1,989,504.53
1114	Strategy	1,816,560.79	10%	1,998,216.87
1114	Marketing	186,736.16	10%	205,409.78
1114	Merchandising	295,616.60	10%	325,178.26
1115	Service	168,182.03	10%	185,000.23
TOTAL		4,733,159.10		4,981,460.52

These pivot tables summarize each of the supporting schedules that make up the total transfer pricing balance for January FY14. The expenses are categorized by company code and expense type and included in the correlating transfer pricing mark up calculation on this schedule.

-----B-----		-----C-----	
Fully-Dedicated Cost Centers		Allocable Payroll Cost Centers	
Row Labels	Sum of Pre-Filing Allocation	Row Labels	Sum of Pre-Filing Allocation
<b>1001</b>	<b>34,833.52</b>	<b>1001</b>	<b>43,841.20</b>
Service	34,833.52	Service	43,841.20
<b>1113</b>	<b>1,618,007.54</b>	<b>1112</b>	<b>15,220.29</b>
Service	1,618,007.54	Marketing	4,545.06
<b>1114</b>	<b>524,615.68</b>	Merchandising	10,675.23
Marketing	35,671.42	<b>1113</b>	<b>505,123.76</b>
Merchandising	193,044.82	Service	505,123.76
Strategy	295,899.45	<b>1114</b>	<b>260,798.59</b>
<b>1115</b>	<b>103,502.66</b>	Marketing	144,591.29
Service	103,502.66	Merchandising	75,087.19
<b>Grand Total</b>	<b>2,280,959.40</b>	Strategy	41,120.12
		<b>1115</b>	<b>50,168.99</b>
		Service	50,168.99
		<b>Grand Total</b>	<b>875,152.82</b>
-----D-----		-----E-----	
Allocable Non-Payroll Cost Centers		Depreciation Cost Centers	
Row Labels	Sum of Pre-Filing Allocation	Row Labels	Sum of Depr. 12/2014
<b>1001</b>	<b>2,235.60</b>	<b>1001</b>	<b>179,730.06</b>
Service	2,235.60	Service	179,730.06
<b>1112</b>	<b>698.32</b>	<b>1114</b>	<b>1,477,659.95</b>
Marketing	50.61	Strategy	1,477,659.95
Merchandising	647.71	<b>Grand Total</b>	<b>1,657,390.01</b>
<b>1113</b>	<b>(133,626.76)</b>		
Service	(133,626.76)		
<b>1114</b>	<b>35,839.33</b>		
Marketing	6,473.46		
Merchandising	27,484.59		
Strategy	1,881.28		
<b>1115</b>	<b>14,510.38</b>		
Service	14,510.38		
<b>Grand Total</b>	<b>(80,343.14)</b>		

B

The expenses in the table below are from fully-depreciated cost centers, meaning that every expense residing in these cost centers were for the support of Target Canada's operations. In other words, these expenses, payroll and non-payroll alike, were incurred by Target on behalf of Target Canada Co. These cost centers represent the retail segment of Target's retail segment, and as such, must be disclosed to the Canada segment. As such, every dollar contained in these cost centers for the company codes listed below are included in transfer pricing. These expenses have been grouped into categories by pyramid and by expense type. Lines with a support reference are supported by additional schedules included in this packet.

Source: System query of SAP-ECC actuals by cost center.

All non-contractor expenses were allocated based on the 11 days of the 28 day fiscal month prior to the filing. For contractor expenses, all charges were included except those that were previously reimbursed/disallowed. The total amount from the January invoice was subtracted from the contractor total on this schedule, and all other contractor expenses were included in transfer pricing.

Table with columns: GL Account, GL Number, Cost Center, CC Name, Company Code, Comp Code Name, MTD Actual, Pyramid, Type, Key, Function, Pre-Filing Allocation, Row Labels, Sum of MTD Actual. The table lists various cost centers and their associated expenses, categorized by function and pyramid type.

FOREIGN AIRF	7120170	93208000	TTS CAN US BASED	1113	Target Corporate Svcs Inc	\$ 597,94	TTS	Service	D	Target Technology Services	234.87	CELL PHONE EXPENSE	4,260.74
FOREIGN AIRF	7120170	93486000	DOMESTIC CANADA BTT	1113	Target Corporate Svcs Inc	\$ 6,300.18	TTS	Service	D	Target Technology Services	2,082.21	COMP MAINT HARDWA	(1,266.59)
FOREIGN AIRF	7120170	93208000	DIST CAN US BASED	1114	Target Enterprise, Inc.	\$ 3,734.12	DST	Strategy	D	Supply Chain	1,466.59	CONSTRUCTION EXPEN	(82,724.00)
FOREIGN AIRF	7120170	93208000	MERCH CAN US BASE-CL	1114	Target Enterprise, Inc.	\$ 3,671.23	MER	Merchandising	D	Merchandising	14,013.70	DATA NETWORK EXPEN	-290.00
FOREIGN AIRF	7120170	93214000	ADMIN CAN US BASED	1114	Target Enterprise, Inc.	\$ 162.22	OIE	Strategy	D	Other	63.73	EXEMPT PAYROLL	953,392.98
FOREIGN AIRF	7120170	93202000	STORES HQ CAN US	1114	Target Enterprise, Inc.	\$ 20,003.81	STR	Strategy	D	Stores	7,858.64	FOREIGN AIRFARE	5,896.02
FOREIGN AIRF	7120170	93252000	TP CANADA ADMIN US	1114	Target Enterprise, Inc.	\$ 2,842.59	TPD	Strategy	D	Property Development	1,116.73	FOREIGN MEALS/ENTER	1,286.65
FOREIGN AIRF	7120170	93207100	SRG HQ CANADA US	1115	Target General Merch Inc	\$ 2,310.07	MER_TSS	Service	D	Merchandising - Sourcing	907.76	FOREIGN TRAVEL EXP	5,527.64
FOREIGN TRAV	7120180	93416000	STORES FLD SUP CAN	1001	Target Corporation	\$ 4,430.42	STR	Service	D	Stores	171.14	FREIGHT EXPENSE	20.50
FOREIGN TRAV	7120180	93207000	FIN CAN US BASED	1113	Target Corporate Svcs Inc	\$ 3,035.31	FIN	Service	D	Finance	1,192.44	FRGN INTRNL CAPTLZTN	(35,220.80)
FOREIGN TRAV	7120180	93209000	HR CAN US BASED	1113	Target Corporate Svcs Inc	\$ 1,306.62	THR	Service	D	Human Resources	548.67	INTRNL CAPITALIZATION	94,930.00
FOREIGN TRAV	7120180	93208000	TTS CAN US BASED	1113	Target Corporate Svcs Inc	\$ 1,642.10	TTS	Service	D	Target Technology Services	645.11	MILE/PARK REIMB EXP	1,134.07
FOREIGN TRAV	7120180	93208000	TTS CAN US BASED	1113	Target Corporate Svcs Inc	\$ 1,323.99	TTS	Service	D	Target Technology Services	520.14	MISC BENEFITS EXP	101.09
FOREIGN TRAV	7120180	93486000	DOMESTIC CANADA BTT	1113	Target Corporate Svcs Inc	\$ 1,691.16	TTS	Service	D	Target Technology Services	664.38	NONEXEMPT PAYROLL	4,010.53
FOREIGN TRAV	7120180	93489000	CANADA TTS SUPPORT	1113	Target Corporate Svcs Inc	\$ 870.30	TTS	Service	D	Target Technology Services	94.94	OFFICE SUPPLIES	17.70
FOREIGN TRAV	7120180	93204000	DIST CAN US BASED	1114	Target Enterprise, Inc.	\$ 1,141.39	DST	Strategy	D	Supply Chain	448.40	OPERATING SUPPLIES	76.98
FOREIGN TRAV	7120180	93208000	MERCH CAN US BASE-CL	1114	Target Enterprise, Inc.	\$ 26,909.83	MER	Merchandising	D	Merchandising	10,571.72	OTM MEALS/ENTERTAIN	625.30
FOREIGN TRAV	7120180	93205000	MKTG CAN US BASED	1114	Target Enterprise, Inc.	\$ 833.12	MKT	Marketing	D	Marketing	327.30	OTHER SERVC PURCH	(2,472,148.46)
FOREIGN TRAV	7120180	93214000	ADMIN CAN US BASED	1114	Target Enterprise, Inc.	\$ 6,622.41	OIE	Strategy	D	Other	2,208.80	OUTSOURCING OPER EX	1,069.51
FOREIGN TRAV	7120180	93202000	STORES HQ CAN US	1114	Target Enterprise, Inc.	\$ 16,537.77	STR	Strategy	D	Stores	6,038.91	OVERTIME	86.01
FOREIGN TRAV	7120180	93252000	PD REALSTATE CAN US	1114	Target Enterprise, Inc.	\$ 4,454.35	PD	Strategy	D	Property Development	178.89	PROFDUES/MEMBER/SL	85.00
FOREIGN TRAV	7120180	93252000	TP CANADA ADMIN US	1114	Target Enterprise, Inc.	\$ 2,823.91	TPD	Strategy	D	Property Development	1,109.39	PROJ CONTRACTORS EX	2,598,524.18
FOREIGN TRAV	7120180	93207100	SRG HQ CANADA US	1115	Target General Merch Inc	\$ 2,182.78	MER_TSS	Service	D	Merchandising - Sourcing	857.52	SEMINARS/CONFRENC	3,998.00
FOREIGN MEAL	7120190	93416000	STORES FLD SUP CAN	1001	Target Corporation	\$ 1,598.18	STR	Service	D	Stores	77.86	SOFTWARE MAINTENAN	40,874.39
FOREIGN MEAL	7120190	93207000	FIN CAN US BASED	1113	Target Corporate Svcs Inc	\$ 448.15	FIN	Service	D	Finance	176.06	TM MEALS/ENTERTAINM	260.65
FOREIGN MEAL	7120190	93209000	HR CAN US BASED	1113	Target Corporate Svcs Inc	\$ 3,700.00	THR	Service	D	Human Resources	145.39	TRAINING	138.00
FOREIGN MEAL	7120190	93208000	TTS CAN US BASED	1113	Target Corporate Svcs Inc	\$ 1,414.40	TTS	Service	D	Target Technology Services	55.55	TRAVEL EXPENSES	546.88
FOREIGN MEAL	7120190	93208000	TTS CAN US BASED	1113	Target Corporate Svcs Inc	\$ 285.06	TTS	Service	D	Target Technology Services	111.99		
FOREIGN MEAL	7120190	93486000	DOMESTIC CANADA BTT	1113	Target Corporate Svcs Inc	\$ 745.76	TTS	Service	D	Target Technology Services	292.98		
FOREIGN MEAL	7120190	93489000	CANADA TTS SUPPORT	1113	Target Corporate Svcs Inc	\$ 1,114.43	TTS	Service	D	Target Technology Services	44.95		
FOREIGN MEAL	7120190	93209000	DIST CAN US BASED	1114	Target Enterprise, Inc.	\$ 1,037.46	DST	Strategy	D	Supply Chain	54.00		
FOREIGN MEAL	7120190	93208000	MERCH CAN US BASE-CL	1114	Target Enterprise, Inc.	\$ 1,756.15	MER	Merchandising	D	Merchandising	689.92		
FOREIGN MEAL	7120190	93205000	MKTG CAN US BASED	1114	Target Enterprise, Inc.	\$ 3,008.93	MKT	Marketing	D	Marketing	121.37		
FOREIGN MEAL	7120190	93202000	STORES HQ CAN US	1114	Target Enterprise, Inc.	\$ 3,487.12	STR	Strategy	D	Stores	1,369.94		
FOREIGN MEAL	7120190	93252000	PD REALSTATE CAN US	1114	Target Enterprise, Inc.	\$ 2,987	PD	Strategy	D	Property Development	11.73		
FOREIGN MEAL	7120190	93252000	TP CANADA ADMIN US	1114	Target Enterprise, Inc.	\$ 2,724.28	TPD	Strategy	D	Property Development	107.75		
FOREIGN MEAL	7120190	93207100	SRG HQ CANADA US	1115	Target General Merch Inc	\$ 4,327.47	MER_TSS	Service	D	Merchandising - Sourcing	169.90		
DATA NETWORK	7140110	93209000	HR CAN US BASED	1113	Target Corporate Svcs Inc	\$ 5,500.00	THR	Service	D	Human Resources	19.64		
DATA NETWORK	7140110	93208000	TTS CAN US BASED	1113	Target Corporate Svcs Inc	\$ 290.00	TTS	Service	D	Target Technology Services	113.93		
DATA NETWORK	7140110	93208000	MERCH CAN US BASE-CL	1114	Target Enterprise, Inc.	\$ 2,868.07	MER	Merchandising	D	Merchandising	112.62		
DATA NETWORK	7140110	93202000	STORES HQ CAN US	1114	Target Enterprise, Inc.	\$ 38.74	STR	Strategy	D	Stores	15.22		
DATA NETWORK	7140110	93252000	TP CANADA ADMIN US	1114	Target Enterprise, Inc.	\$ 4,425	TPD	Strategy	D	Property Development	17.14		
CELL PHONE E	7140140	93416000	STORES FLD SUP CAN	1001	Target Corporation	\$ 1,953.75	STR	Service	D	Stores	64.34		
CELL PHONE E	7140140	93207000	FIN CAN US BASED	1113	Target Corporate Svcs Inc	\$ 302.10	FIN	Service	D	Finance	118.68		
CELL PHONE E	7140140	93209000	HR CAN US BASED	1113	Target Corporate Svcs Inc	\$ 1,296.39	THR	Service	D	Human Resources	509.30		
CELL PHONE E	7140140	93208000	TTS CAN US BASED	1113	Target Corporate Svcs Inc	\$ 1,625.11	TTS	Service	D	Target Technology Services	638.44		
CELL PHONE E	7140140	93489000	CANADA TTS COE	1113	Target Corporate Svcs Inc	\$ 6,622.00	TTS	Service	D	Target Technology Services	244.36		
CELL PHONE E	7140140	93486000	DOMESTIC CANADA BTT	1113	Target Corporate Svcs Inc	\$ 1,446.96	TTS	Service	D	Target Technology Services	558.45		
CELL PHONE E	7140140	93489000	CANADA TTS SUPPORT	1113	Target Corporate Svcs Inc	\$ 5,666.87	TTS	Service	D	Target Technology Services	222.62		
CELL PHONE E	7140140	93204000	DIST CAN US BASED	1114	Target Enterprise, Inc.	\$ 840.82	DST	Strategy	D	Supply Chain	330.32		
CELL PHONE E	7140140	93208000	MERCH CAN US BASE-CL	1114	Target Enterprise, Inc.	\$ 4,392.17	MER	Merchandising	D	Merchandising	1,725.50		
CELL PHONE E	7140140	93205000	MKTG CAN US BASED	1114	Target Enterprise, Inc.	\$ 1,933.90	MKT	Marketing	D	Marketing	76.18		
CELL PHONE E	7140140	93214000	ADMIN CAN US BASED	1114	Target Enterprise, Inc.	\$ 5,989.00	OIE	Strategy	D	Other	231.39		
CELL PHONE E	7140140	93202000	STORES HQ CAN US	1114	Target Enterprise, Inc.	\$ 3,500.94	STR	Strategy	D	Stores	1,375.37		
CELL PHONE E	7140140	93252000	PD REALSTATE CAN US	1114	Target Enterprise, Inc.	\$ 3,211.99	PD	Strategy	D	Property Development	126.50		
CELL PHONE E	7140140	93252000	TP CANADA ADMIN US	1114	Target Enterprise, Inc.	\$ 7,111.67	TPD	Strategy	D	Property Development	279.58		
CELL PHONE E	7140140	93207100	SRG HQ CANADA US	1115	Target General Merch Inc	\$ 1,424.74	MER_TSS	Service	D	Merchandising - Sourcing	559.72		
OTHER INSUR	7150250	93207000	FIN CAN US BASED	1113	Target Corporate Svcs Inc	\$ 15,000.00	FIN	Service	D	Finance	(5,892.86)		
SMARTBUILDIN	7161140	93208000	TP INTRNL FEZ CAN US	1114	Target Enterprise, Inc.	\$ 463,871.44	TPD	Strategy	D	Property Development	18,392.57		
CONSTRUCTION	7191120	93208000	TTS CAN US BASED	1113	Target Corporate Svcs Inc	\$ 82,724.88	TTS	Service	D	Target Technology Services	(32,499.06)		
OTHER EXPENSE	7192110	93208000	MERCH CAN US BASE-CL	1114	Target Enterprise, Inc.	\$ 463.75	MER	Merchandising	D	Merchandising	182.19		
INTRNL CAPTL	7201110	93279000	TGT CANADA SW DEV CA	1113	Target Corporate Svcs Inc	\$ 94,930.00	TTS	Service	D	Target Technology Services	37,293.93		
FRGN INTRNL C	7201130	93208000	TTS CAN US BASED	1113	Target Corporate Svcs Inc	\$ 15,686.60	TTS	Service	D	Target Technology Services	6,162.59		
FRGN INTRNL C	7201130	93207000	TGT CANADA SW DEV CA	1113	Target Corporate Svcs Inc	\$ 60,207.40	TTS	Service	D	Target Technology Services	(19,999.34)		
BUSINESS PROC	7210130	93208000	TTS CAN US BASED	1113	Target Corporate Svcs Inc	\$ 1,130,456.70	TTS	Service	D	Target Technology Services	53,215.17		
BUSINESS PROC	7210130	93208000	MERCH CAN US BASE-CL	1114	Target Enterprise, Inc.	\$ 7,663.00	MER	Merchandising	D	Merchandising	30,117.61		
BUSINESS PROC	7210130	93213000	OPS CAN US BASED	1114	Target Enterprise, Inc.	\$ 45,048.00	OIE	Strategy	D	Other	17,697.43		
						\$ 5,431,950.56				\$ 2,280,959.40			

234.87	CELL PHONE EXPENSE	4,260.74
2,082.21	COMP MAINT HARDWA	(1,266.59)
1,466.59	CONSTRUCTION EXPEN	(82,724.00)
14,013.70	DATA NETWORK EXPEN	-290.00
63.73	EXEMPT PAYROLL	953,392.98
7,858.64	FOREIGN AIRFARE	5,896.02
1,116.73	FOREIGN MEALS/ENTER	1,286.65
907.76	FOREIGN TRAVEL EXP	5,527.64
171.14	FREIGHT EXPENSE	20.50
1,192.44	FRGN INTRNL CAPTLZTN	(35,220.80)
548.67	INTRNL CAPITALIZATION	94,930.00
645.11	MILE/PARK REIMB EXP	1,134.07
520.14	MISC BENEFITS EXP	101.09
664.38	NONEXEMPT PAYROLL	4,010.53
94.94	OFFICE SUPPLIES	17.70
448.40	OPERATING SUPPLIES	76.98
10,571.72	OTM MEALS/ENTERTAIN	625.30
327.30	OTHER SERVC PURCH	(2,472,148.46)
2,208.80	OUTSOURCING OPER EX	1,069.51
6,038.91	OVERTIME	86.01
178.89	PROFDUES/MEMBER/SL	85.00
1,109.39	PROJ CONTRACTORS EX	2,598,524.18
857.52	SEMINARS/CONFRENC	3,998.00
77.86	SOFTWARE MAINTENAN	40,874.39
176.06	TM MEALS/ENTERTAINM	260.65
145.39	TRAINING	138.00
55.55	TRAVEL EXPENSES	546.88
111.99		
<b>Grand Total</b>	<b>5,431,950.56</b>	

A	Payroll	702,224.08
B	Benefits	296,231.39
C	Contractors	1,071,571.42
D	Other	210,932.57

Key	D
Row Labels	Sum of Pre-Filing Allocation
AIRFARE	5,587.41 1
BUSINESS PROC COORD	101,030.20 4
CAR RENTAL	3,645.80 1
CELL PHONE EXPENSE	7,070.74 2
COMP MAINT HARDWARE	(497,59) 4
CONSTRUCTION EXPENSE	(32,499.06) 1
DATA NETWORK EXPENSE	278.54 2
FOREIGN AIRFARE	34,760.61 1
FOREIGN MEALS/ENTERT	3,429.38 1
FOREIGN TRAVEL EXP	25,824.76 1
FREIGHT EXPENSE	32.10 3
FRGN INTRNL CAPTLZTN	(13,836.74) 1
INTRNL CAPITALIZATION	37,293.93 4
MILE/PARK REIMB EXP	1,135.84 4
OFFICE SUPPLIES	55.50 3
OPERATING SUPPLIES	105.66 3
OTM MEALS/ENTERTAIN	445.66 4
OTHER EXPENSE	182.19 4
OTHER INSURANCE EXP	(5,892.86) 4
OUTSOURCING OPER EXP	420.16 4
POSTAGE	137.02 3
PROFDUES/MEMBER/SUBS	86.96 3
SAMPLES EXPENSE	85.75 3
SEMINARS/CONFERENCES	1,584.39 4
SMARTBUILDINGS	18,392.57 4
SOFTWARE MAINTENANCE	16,057.40 4
TM MEALS/ENTERTAINM	530.35 4
TRAINING	54.21 4
TRAVEL EXPENSES	1,461.69 1
<b>Grand Total</b>	<b>210,932.57</b>

Key	A
Row Labels	Sum of Pre-Filing Allocation
DST	39,606.35 A
FIN	3,735.17
MER	76,405.14
MER_TSS	81,378.29
MKT	4,548.08
OIE	9,370.89
STR	43,722.74
THR	39,752.22
TPD	27,548.61
TTS	376,156.60
<b>Grand Total</b>	<b>702,224.08</b>

For contractor expenses not previously reimbursed or disallowed, total expenses were included in January Transfer pricing. To calculate this, total invoiced contractor expenses were subtracted from this total, as shown in the reconciliation below.

Cost center total for Contractor Expenses	2,598,824.08
Previously Invoiced Contractor Expenses	(1,281,937.00)
Total amount included above for cost center	<u>1,316,887.08</u>

	Summary of "Other" Charges
1	32,373.84 Travel-related
2	7,070.74 Cell phone expense
3	472.98 Office and operating supplies
4	171,015.02 Other charges

The expenses in the table below are from allocable cost centers, meaning that a portion of the expenses residing in these cost centers were for the support of Target Canada's operations, while others were for domestic operations. In other words, only a portion of these payroll-specific expenses, were incurred by Target on behalf of Target Canada Co. These cost centers reside within the retail segment of Target's external financial statements, and as such, a portion of the expenses within these cost centers must be reclassified to the Canada segment. Each HQ team member was flagged as either supporting domestic operations or Canadian operations. The expenses below represent all team members that reside in a cost center that is not fully-dedicated to the Canada segment but that were deemed to support Target Canada. Therefore, all payroll-related expenses for these Canada flagged team members are cross-charged to the Canada segment, and therefore, included in transfer pricing.

Row Labels	Sum of Pre-Filing Allocation
1001	43,841.20
1112	15,220.29
1113	505,123.76
1114	260,798.59
1115	50,168.99
<b>Grand Total</b>	<b>875,152.82</b>

All non-contractor expenses were allocated based on the 11 days of the 28 day fiscal month prior to the filing. For contractor expenses, all charges were included except those that were previously reimbursed/disallowed. The total amount from the January invoice was subtracted from the contractor total on this schedule, and all other contractor expenses were included in transfer pricing. See note on Schedule B for further details.

PMN_	CURRENT MONTH PAYROLL	POSITION_ID	COST_CENTER_ID	Cost Center Type	Pyramid	Company Code	Type	Pre-Filing Allocation	Company Code (All)
PMN_133443	7,692.30	133443	25008405	ALLOCABLE	STR	1001	Service	3,021.98	
PMN_176519	56,943.64	176519	25008416	ALLOCABLE	STR	1001	Service	22,370.72	
PMN_102037	12,466.95	102037	90281000	ALLOCABLE	TPD	1001	Service	4,897.73	DST 3,830.11
PMN_101153	34,492.88	101153	90281000	ALLOCABLE	TPD	1001	Service	13,550.77	FIN 220,435.25
PMN_152565	2,896.38	152565	90030000	ALLOCABLE	MER	1112	Merchandising	1,137.87	FRS 59,113.58
PMN_134263	7,769.24	134263	90030000	ALLOCABLE	MER	1112	Merchandising	3,052.20	MER 85,762.42
PMN_135859	7,992.30	135859	93554200	ALLOCABLE	MER	1112	Merchandising	3,139.83	MER_TSS 27,470.89
PMN_134261	8,515.38	134261	90030000	ALLOCABLE	MER	1112	Merchandising	3,345.33	MKT 169,217.40
PMN_134202	5,646.16	134202	93294000	ALLOCABLE	MKT	1112	Marketing	2,218.13	OIE 20,356.05
PMN_136179	5,923.08	136179	93294000	ALLOCABLE	MKT	1112	Marketing	2,326.92	STR 25,392.69
PMN_100108	1,504.98	100108	90415000	ALLOCABLE	FIN	1113	Service	591.24	THR 69,729.14
PMN_100615	1,751.52	100615	90463000	ALLOCABLE	FIN	1113	Service	688.10	TPD 58,355.55
PMN_135708	2,127.65	135708	91107500	ALLOCABLE	FIN	1113	Service	835.86	TTS 135,489.74
PMN_161604	2,163.42	161604	90417000	ALLOCABLE	FIN	1113	Service	849.91	<b>Grand Total 875,152.82</b>
PMN_159122	2,329.78	159122	90417000	ALLOCABLE	FIN	1113	Service	915.27	
PMN_160337	2,463.63	160337	90417000	ALLOCABLE	FIN	1113	Service	967.86	
PMN_103272	2,586.70	103272	90529000	ALLOCABLE	FIN	1113	Service	1,016.21	
PMN_159123	2,670.42	159123	90417000	ALLOCABLE	FIN	1113	Service	1,049.10	
PMN_161488	2,716.90	161488	90417000	ALLOCABLE	FIN	1113	Service	1,067.36	
PMN_156823	2,777.29	156823	90417000	ALLOCABLE	FIN	1113	Service	1,091.08	
PMN_153717	2,870.78	153717	90442000	ALLOCABLE	FIN	1113	Service	1,127.80	
PMN_152205	2,998.72	152205	90406000	ALLOCABLE	FIN	1113	Service	1,178.07	
PMN_161489	3,026.76	161489	99346000	ALLOCABLE	FIN	1113	Service	1,189.08	
PMN_156839	3,036.21	156839	90417000	ALLOCABLE	FIN	1113	Service	1,192.80	
PMN_160805	3,067.52	160805	99346000	ALLOCABLE	FIN	1113	Service	1,205.10	
PMN_159121	3,170.13	159121	90417000	ALLOCABLE	FIN	1113	Service	1,245.41	
PMN_153493	3,179.33	153493	90415000	ALLOCABLE	FIN	1113	Service	1,249.02	
PMN_160806	3,191.36	160806	99346000	ALLOCABLE	FIN	1113	Service	1,253.75	
PMN_159119	3,253.34	159119	90417000	ALLOCABLE	FIN	1113	Service	1,278.10	
PMN_159882	3,303.78	159882	90529000	ALLOCABLE	FIN	1113	Service	1,297.92	
PMN_160097	3,351.58	160097	90417000	ALLOCABLE	FIN	1113	Service	1,316.69	
PMN_135796	3,420.06	135796	90416000	ALLOCABLE	FIN	1113	Service	1,343.59	
PMN_158658	3,612.18	158658	90529000	ALLOCABLE	FIN	1113	Service	1,419.07	
PMN_117348	3,692.82	117348	90417000	ALLOCABLE	FIN	1113	Service	1,450.75	
PMN_159120	3,750.52	159120	90417000	ALLOCABLE	FIN	1113	Service	1,473.42	
PMN_126896	3,832.06	126896	90415000	ALLOCABLE	FIN	1113	Service	1,505.45	
PMN_136263	3,846.16	136263	90454000	ALLOCABLE	FIN	1113	Service	1,510.99	
PMN_136262	3,884.62	136262	90454000	ALLOCABLE	FIN	1113	Service	1,526.10	
PMN_157254	3,930.76	157254	90452000	ALLOCABLE	FIN	1113	Service	1,544.23	
PMN_155376	4,000.00	155376	90406000	ALLOCABLE	FIN	1113	Service	1,571.43	
PMN_156833	4,000.00	156833	90406000	ALLOCABLE	FIN	1113	Service	1,571.43	
PMN_156834	4,076.92	156834	90406000	ALLOCABLE	FIN	1113	Service	1,601.65	
PMN_134149	4,207.70	134149	90442000	ALLOCABLE	FIN	1113	Service	1,653.03	
PMN_132997	4,446.16	132997	90411000	ALLOCABLE	FIN	1113	Service	1,746.71	
PMN_158122	4,500.00	158122	90408000	ALLOCABLE	FIN	1113	Service	1,767.86	
PMN_136041	4,504.62	136041	90406000	ALLOCABLE	FIN	1113	Service	1,769.67	
PMN_160808	4,530.76	160808	99346000	ALLOCABLE	FIN	1113	Service	1,779.94	
PMN_158656	4,546.89	158656	90463000	ALLOCABLE	FIN	1113	Service	1,786.28	
PMN_155132	4,569.24	155132	90406000	ALLOCABLE	FIN	1113	Service	1,795.06	
PMN_132784	4,600.00	132784	90443000	ALLOCABLE	FIN	1113	Service	1,807.14	
PMN_157240	4,630.76	157240	90415000	ALLOCABLE	FIN	1113	Service	1,819.23	
PMN_134101	4,704.62	134101	90442000	ALLOCABLE	FIN	1113	Service	1,848.25	
PMN_135555	4,707.70	135555	90411000	ALLOCABLE	FIN	1113	Service	1,849.46	
PMN_156118	4,707.70	156118	90416000	ALLOCABLE	FIN	1113	Service	1,849.46	
PMN_156832	4,715.38	156832	90406000	ALLOCABLE	FIN	1113	Service	1,852.47	
PMN_161471	4,723.08	161471	90406000	ALLOCABLE	FIN	1113	Service	1,855.50	
PMN_166975	4,753.84	166975	99346000	ALLOCABLE	FIN	1113	Service	1,867.58	
PMN_134220	4,761.54	134220	90406000	ALLOCABLE	FIN	1113	Service	1,870.61	
PMN_134297	4,846.16	134297	90454000	ALLOCABLE	FIN	1113	Service	1,903.85	
PMN_152384	4,976.92	152384	90406000	ALLOCABLE	FIN	1113	Service	1,955.22	
PMN_158655	5,000.00	158655	90422000	ALLOCABLE	FIN	1113	Service	1,964.29	
PMN_155379	5,046.16	155379	90406000	ALLOCABLE	FIN	1113	Service	1,982.42	
PMN_160563	5,076.92	160563	90134000	ALLOCABLE	FIN	1113	Service	1,994.50	
PMN_134371	5,107.70	134371	93510000	ALLOCABLE	FIN	1113	Service	2,006.60	
PMN_134122	5,130.76	134122	90406000	ALLOCABLE	FIN	1113	Service	2,015.66	
PMN_161472	5,223.08	161472	90406000	ALLOCABLE	FIN	1113	Service	2,051.92	
PMN_160096	5,230.76	160096	90411000	ALLOCABLE	FIN	1113	Service	2,054.94	
PMN_133685	5,238.46	133685	99346000	ALLOCABLE	FIN	1113	Service	2,057.97	
PMN_132947	5,253.84	132947	90443000	ALLOCABLE	FIN	1113	Service	2,064.01	
PMN_136258	5,307.70	136258	93510000	ALLOCABLE	FIN	1113	Service	2,085.17	
PMN_134100	5,315.38	134100	90442000	ALLOCABLE	FIN	1113	Service	2,088.19	
PMN_171437	5,330.77	171437	90420000	ALLOCABLE	FIN	1113	Service	2,094.23	
PMN_132961	5,461.54	132961	90439000	ALLOCABLE	FIN	1113	Service	2,145.61	
PMN_158597	5,592.30	158597	90404000	ALLOCABLE	FIN	1113	Service	2,196.98	
PMN_160807	5,615.38	160807	99346000	ALLOCABLE	FIN	1113	Service	2,206.04	
PMN_156824	5,646.16	156824	90406000	ALLOCABLE	FIN	1113	Service	2,218.13	
PMN_119008	5,761.54	119008	90415000	ALLOCABLE	FIN	1113	Service	2,263.46	
PMN_155374	5,761.54	155374	90406000	ALLOCABLE	FIN	1113	Service	2,263.46	
PMN_159115	5,783.08	159115	90408000	ALLOCABLE	FIN	1113	Service	2,271.92	

PMN_135518	5,823.08	135518	93393000 ALLOCABLE	FIN	1113 Service	2,287.64
PMN_152291	5,876.92	152291	90417000 ALLOCABLE	FIN	1113 Service	2,308.79
PMN_154082	5,969.24	154082	90406000 ALLOCABLE	FIN	1113 Service	2,345.06
PMN_155378	6,046.16	155378	90406000 ALLOCABLE	FIN	1113 Service	2,375.28
PMN_154697	6,223.08	154697	93396000 ALLOCABLE	FIN	1113 Service	2,444.78
PMN_153494	6,415.38	153494	99346000 ALLOCABLE	FIN	1113 Service	2,520.33
PMN_134171	6,461.54	134171	90416000 ALLOCABLE	FIN	1113 Service	2,538.46
PMN_156856	6,461.54	156856	99346000 ALLOCABLE	FIN	1113 Service	2,538.46
PMN_159320	6,507.70	159320	90455000 ALLOCABLE	FIN	1113 Service	2,556.59
PMN_135670	6,523.08	135670	99346000 ALLOCABLE	FIN	1113 Service	2,562.64
PMN_160814	6,607.70	160814	90404000 ALLOCABLE	FIN	1113 Service	2,595.88
PMN_160815	6,661.54	160815	90404000 ALLOCABLE	FIN	1113 Service	2,617.04
PMN_132960	6,800.00	132960	90439000 ALLOCABLE	FIN	1113 Service	2,671.43
PMN_154081	6,807.70	154081	90406000 ALLOCABLE	FIN	1113 Service	2,674.46
PMN_152290	7,138.46	152290	90415000 ALLOCABLE	FIN	1113 Service	2,804.40
PMN_134230	7,246.16	134230	90134000 ALLOCABLE	FIN	1113 Service	2,846.71
PMN_132990	7,388.37	132990	99346000 ALLOCABLE	FIN	1113 Service	2,902.57
PMN_156825	7,423.08	156825	90406000 ALLOCABLE	FIN	1113 Service	2,916.21
PMN_160088	7,430.76	160088	90404000 ALLOCABLE	FIN	1113 Service	2,919.23
PMN_152563	7,676.92	152563	99346000 ALLOCABLE	FIN	1113 Service	3,015.93
PMN_134405	8,246.16	134405	99346000 ALLOCABLE	FIN	1113 Service	3,239.56
PMN_133344	8,284.62	133344	90454000 ALLOCABLE	FIN	1113 Service	3,254.67
PMN_134081	8,530.76	134081	90406000 ALLOCABLE	FIN	1113 Service	3,351.37
PMN_153615	8,830.76	153615	99346000 ALLOCABLE	FIN	1113 Service	3,469.23
PMN_134123	8,861.54	134123	90403000 ALLOCABLE	FIN	1113 Service	3,481.32
PMN_134080	8,892.30	134080	90406000 ALLOCABLE	FIN	1113 Service	3,493.41
PMN_102323	9,084.62	102323	90417000 ALLOCABLE	FIN	1113 Service	3,568.96
PMN_132963	9,123.08	132963	90404000 ALLOCABLE	FIN	1113 Service	3,584.07
PMN_135836	9,153.84	135836	90406000 ALLOCABLE	FIN	1113 Service	3,596.15
PMN_154080	9,153.84	154080	90406000 ALLOCABLE	FIN	1113 Service	3,596.15
PMN_155488	9,823.08	155488	90404000 ALLOCABLE	FIN	1113 Service	3,859.07
PMN_132994	10,300.00	132994	90447000 ALLOCABLE	FIN	1113 Service	4,046.43
PMN_134359	11,038.46	134359	90427000 ALLOCABLE	FIN	1113 Service	4,336.54
PMN_154092	11,069.24	154092	90406000 ALLOCABLE	FIN	1113 Service	4,348.63
PMN_156714	12,323.08	156714	90406000 ALLOCABLE	FIN	1113 Service	4,841.21
PMN_155056	313.40	155056	90677000 ALLOCABLE	FRS	1113 Service	123.12
PMN_161585	1,652.94	161585	90714000 ALLOCABLE	FRS	1113 Service	649.37
PMN_161451	2,533.13	161451	92219000 ALLOCABLE	FRS	1113 Service	995.16
PMN_157833	3,018.46	157833	90413000 ALLOCABLE	FRS	1113 Service	1,185.83
PMN_161597	3,151.78	161597	92219000 ALLOCABLE	FRS	1113 Service	1,238.20
PMN_161598	3,580.13	161598	92219000 ALLOCABLE	FRS	1113 Service	1,406.48
PMN_158652	3,722.18	158652	90705000 ALLOCABLE	FRS	1113 Service	1,462.29
PMN_161621	3,775.82	161621	90764000 ALLOCABLE	FRS	1113 Service	1,483.36
PMN_161476	3,846.16	161476	90707000 ALLOCABLE	FRS	1113 Service	1,510.99
PMN_158124	4,000.00	158124	90689000 ALLOCABLE	FRS	1113 Service	1,571.43
PMN_161465	4,038.46	161465	90699000 ALLOCABLE	FRS	1113 Service	1,586.54
PMN_157836	4,200.00	157836	90413000 ALLOCABLE	FRS	1113 Service	1,650.00
PMN_161743	4,530.76	161743	90764000 ALLOCABLE	FRS	1113 Service	1,779.94
PMN_157872	4,546.16	157872	90832000 ALLOCABLE	FRS	1113 Service	1,785.99
PMN_135545	4,646.16	135545	90705000 ALLOCABLE	FRS	1113 Service	1,825.28
PMN_157871	4,700.00	157871	92218000 ALLOCABLE	FRS	1113 Service	1,846.43
PMN_161463	4,730.76	161463	90699000 ALLOCABLE	FRS	1113 Service	1,858.51
PMN_157879	4,823.08	157879	90693000 ALLOCABLE	FRS	1113 Service	1,894.78
PMN_160575	5,076.92	160575	90722000 ALLOCABLE	FRS	1113 Service	1,994.50
PMN_158716	5,115.38	158716	90695000 ALLOCABLE	FRS	1113 Service	2,009.62
PMN_135549	5,323.08	135549	90832000 ALLOCABLE	FRS	1113 Service	2,091.21
PMN_155055	5,469.24	155055	90693000 ALLOCABLE	FRS	1113 Service	2,148.63
PMN_158650	5,692.30	158650	90677000 ALLOCABLE	FRS	1113 Service	2,236.26
PMN_158608	6,023.08	158608	90832000 ALLOCABLE	FRS	1113 Service	2,366.21
PMN_158609	6,092.30	158609	90677000 ALLOCABLE	FRS	1113 Service	2,393.41
PMN_161466	6,538.46	161466	90764000 ALLOCABLE	FRS	1113 Service	2,568.68
PMN_133269	7,423.08	133269	90764000 ALLOCABLE	FRS	1113 Service	2,916.21
PMN_161454	7,615.38	161454	90724000 ALLOCABLE	FRS	1113 Service	2,991.76
PMN_154670	7,786.16	154670	93478000 ALLOCABLE	FRS	1113 Service	3,058.85
PMN_153683	7,790.76	153683	93478000 ALLOCABLE	FRS	1113 Service	3,060.66
PMN_161805	8,715.38	161805	93478000 ALLOCABLE	FRS	1113 Service	3,423.90
PMN_136293	4,815.38	136293	93241000 ALLOCABLE	OIE	1113 Service	1,891.76
PMN_133485	6,469.25	133485	93290000 ALLOCABLE	OIE	1113 Service	2,541.49
PMN_133638	7,438.46	133638	93241000 ALLOCABLE	OIE	1113 Service	2,922.25
PMN_133637	8,015.38	133637	93241000 ALLOCABLE	OIE	1113 Service	3,148.90
PMN_135876	9,884.62	135876	90286000 ALLOCABLE	OIE	1113 Service	3,883.25
PMN_134111	15,192.30	134111	90032000 ALLOCABLE	OIE	1113 Service	5,968.41
PMN_134049	5,115.38	134049	90652000 ALLOCABLE	THR	1113 Service	2,009.62
PMN_153183	5,438.46	153183	90652000 ALLOCABLE	THR	1113 Service	2,136.54
PMN_134115	5,746.16	134115	90630000 ALLOCABLE	THR	1113 Service	2,257.42
PMN_134044	5,876.92	134044	90653000 ALLOCABLE	THR	1113 Service	2,308.79
PMN_133624	5,923.08	133624	90653000 ALLOCABLE	THR	1113 Service	2,326.92
PMN_135709	6,000.00	135709	90606000 ALLOCABLE	THR	1113 Service	2,357.14
PMN_133778	6,230.76	133778	90606000 ALLOCABLE	THR	1113 Service	2,447.80
PMN_133059	6,500.00	133059	90653000 ALLOCABLE	THR	1113 Service	2,553.57
PMN_133625	6,515.38	133625	90653000 ALLOCABLE	THR	1113 Service	2,559.62
PMN_134119	6,538.46	134119	90653000 ALLOCABLE	THR	1113 Service	2,568.68
PMN_136195	6,561.54	136195	90653000 ALLOCABLE	THR	1113 Service	2,577.75
PMN_134118	6,653.84	134118	90630000 ALLOCABLE	THR	1113 Service	2,614.01
PMN_136194	6,700.00	136194	90653000 ALLOCABLE	THR	1113 Service	2,632.14
PMN_164245	7,038.46	164245	90653000 ALLOCABLE	THR	1113 Service	2,765.11
PMN_164246	7,238.46	164246	90653000 ALLOCABLE	THR	1113 Service	2,843.68
PMN_134043	7,346.16	134043	90653000 ALLOCABLE	THR	1113 Service	2,885.99
PMN_134046	7,807.70	134046	90653000 ALLOCABLE	THR	1113 Service	3,067.31
PMN_136198	8,307.70	136198	90634000 ALLOCABLE	THR	1113 Service	3,263.74
PMN_134134	8,438.46	134134	90631000 ALLOCABLE	THR	1113 Service	3,315.11
PMN_134047	9,130.76	134047	90653000 ALLOCABLE	THR	1113 Service	3,587.08
PMN_133594	9,984.62	133594	90653000 ALLOCABLE	THR	1113 Service	3,922.53
PMN_136196	10,276.92	136196	90653000 ALLOCABLE	THR	1113 Service	4,037.36
PMN_136200	10,861.54	136200	90634000 ALLOCABLE	THR	1113 Service	4,267.04
PMN_135616	11,261.54	135616	90653000 ALLOCABLE	THR	1113 Service	4,424.18
PMN_153430	4,953.84	153430	90378000 ALLOCABLE	TTS	1113 Service	1,946.15
PMN_134053	5,276.92	134053	90368000 ALLOCABLE	TTS	1113 Service	2,073.08

PMN_153438	5,346.16	153438	90386000 ALLOCABLE	TTS	1113 Service	2,100.28
PMN_157960	5,538.46	157960	90364000 ALLOCABLE	TTS	1113 Service	2,175.83
PMN_153434	5,638.46	153434	90399000 ALLOCABLE	TTS	1113 Service	2,215.11
PMN_153424	5,858.46	153424	90378000 ALLOCABLE	TTS	1113 Service	2,301.54
PMN_153440	5,923.08	153440	90386000 ALLOCABLE	TTS	1113 Service	2,326.92
PMN_134159	6,200.00	134159	90375000 ALLOCABLE	TTS	1113 Service	2,435.71
PMN_153425	6,907.70	153425	90366000 ALLOCABLE	TTS	1113 Service	2,713.74
PMN_153419	7,030.76	153419	90378000 ALLOCABLE	TTS	1113 Service	2,762.08
PMN_133777	7,076.92	133777	90818000 ALLOCABLE	TTS	1113 Service	2,780.22
PMN_134158	7,115.38	134158	90395000 ALLOCABLE	TTS	1113 Service	2,795.33
PMN_134160	7,176.92	134160	90393000 ALLOCABLE	TTS	1113 Service	2,819.50
PMN_153418	7,307.70	153418	90378000 ALLOCABLE	TTS	1113 Service	2,870.88
PMN_153426	7,315.38	153426	90386000 ALLOCABLE	TTS	1113 Service	2,873.90
PMN_134156	7,415.38	134156	90394000 ALLOCABLE	TTS	1113 Service	2,913.19
PMN_133099	7,707.70	133099	90818000 ALLOCABLE	TTS	1113 Service	3,028.03
PMN_158696	8,215.38	158696	93163000 ALLOCABLE	TTS	1113 Service	3,227.47
PMN_133098	8,376.92	133098	90818000 ALLOCABLE	TTS	1113 Service	3,290.93
PMN_134162	8,415.38	134162	90393000 ALLOCABLE	TTS	1113 Service	3,306.04
PMN_133300	8,461.54	133300	90362000 ALLOCABLE	TTS	1113 Service	3,324.18
PMN_133659	8,530.76	133659	90398000 ALLOCABLE	TTS	1113 Service	3,351.37
PMN_133336	8,661.54	133336	90394000 ALLOCABLE	TTS	1113 Service	3,402.75
PMN_133660	8,661.54	133660	90380000 ALLOCABLE	TTS	1113 Service	3,402.75
PMN_133350	8,730.76	133350	90393000 ALLOCABLE	TTS	1113 Service	3,429.94
PMN_134279	8,769.24	134279	90362000 ALLOCABLE	TTS	1113 Service	3,445.06
PMN_134056	8,800.00	134056	90366000 ALLOCABLE	TTS	1113 Service	3,457.14
PMN_134161	8,823.08	134161	90393000 ALLOCABLE	TTS	1113 Service	3,466.21
PMN_133687	8,846.16	133687	90375000 ALLOCABLE	TTS	1113 Service	3,475.28
PMN_133349	8,884.62	133349	90378000 ALLOCABLE	TTS	1113 Service	3,490.39
PMN_134280	9,000.00	134280	90398000 ALLOCABLE	TTS	1113 Service	3,535.71
PMN_164050	9,076.92	164050	90368000 ALLOCABLE	TTS	1113 Service	3,565.93
PMN_136026	9,130.76	136026	90818000 ALLOCABLE	TTS	1113 Service	3,587.08
PMN_136221	9,392.30	136221	90378000 ALLOCABLE	TTS	1113 Service	3,689.83
PMN_159706	9,538.46	159706	90378000 ALLOCABLE	TTS	1113 Service	3,747.25
PMN_136226	9,615.38	136226	90392000 ALLOCABLE	TTS	1113 Service	3,777.47
PMN_153420	9,769.25	153420	93619000 ALLOCABLE	TTS	1113 Service	3,837.92
PMN_133662	10,269.24	133662	90375000 ALLOCABLE	TTS	1113 Service	4,034.34
PMN_134281	10,723.08	134281	90398000 ALLOCABLE	TTS	1113 Service	4,212.64
PMN_133691	11,312.31	133691	90368000 ALLOCABLE	TTS	1113 Service	4,444.12
PMN_133553	11,996.76	133553	90368000 ALLOCABLE	TTS	1113 Service	4,713.01
PMN_164048	13,092.30	164048	93522000 ALLOCABLE	TTS	1113 Service	5,143.41
PMN_154707	3,087.82	154707	90100000 ALLOCABLE	DST	1114 Strategy	1,213.07
PMN_134227	4,153.84	134227	90043000 ALLOCABLE	MER	1114 Merchandising	1,631.87
PMN_156212	4,153.84	156212	90043000 ALLOCABLE	MER	1114 Merchandising	1,631.87
PMN_175226	4,153.84	175226	90043000 ALLOCABLE	MER	1114 Merchandising	1,631.87
PMN_156215	4,184.62	156215	90043000 ALLOCABLE	MER	1114 Merchandising	1,643.96
PMN_161582	4,269.24	161582	90043000 ALLOCABLE	MER	1114 Merchandising	1,677.20
PMN_156216	4,307.70	156216	90043000 ALLOCABLE	MER	1114 Merchandising	1,692.31
PMN_175224	4,307.70	175224	90043000 ALLOCABLE	MER	1114 Merchandising	1,692.31
PMN_156213	4,461.54	156213	90043000 ALLOCABLE	MER	1114 Merchandising	1,752.75
PMN_161584	4,646.16	161584	90043000 ALLOCABLE	MER	1114 Merchandising	1,825.28
PMN_156214	4,646.16	156214	90043000 ALLOCABLE	MER	1114 Merchandising	1,825.28
PMN_175225	5,215.38	175225	90043000 ALLOCABLE	MER	1114 Merchandising	2,048.90
PMN_161583	5,692.30	161583	90043000 ALLOCABLE	MER	1114 Merchandising	2,236.26
PMN_154583	6,100.00	154583	90110000 ALLOCABLE	MER	1114 Merchandising	2,396.43
PMN_177720	6,215.38	177720	90047000 ALLOCABLE	MER	1114 Merchandising	2,441.76
PMN_134398	6,946.16	134398	90034000 ALLOCABLE	MER	1114 Merchandising	2,728.85
PMN_181116	7,230.76	181116	90109000 ALLOCABLE	MER	1114 Merchandising	2,840.66
PMN_175223	8,015.38	175223	90043000 ALLOCABLE	MER	1114 Merchandising	3,148.90
PMN_134184	8,461.54	134184	90043000 ALLOCABLE	MER	1114 Merchandising	3,324.18
PMN_107363	8,523.08	107363	90500000 ALLOCABLE	MER	1114 Merchandising	3,348.35
PMN_179689	8,884.62	179689	90107000 ALLOCABLE	MER	1114 Merchandising	3,490.39
PMN_167618	9,461.54	167618	90054000 ALLOCABLE	MER	1114 Merchandising	3,717.04
PMN_134153	9,800.00	134153	93246000 ALLOCABLE	MER	1114 Merchandising	3,850.00
PMN_165285	10,538.66	165285	90047000 ALLOCABLE	MER	1114 Merchandising	4,140.19
PMN_104834	11,811.99	104834	90065000 ALLOCABLE	MER	1114 Merchandising	4,640.43
PMN_174174	16,007.70	174174	90055000 ALLOCABLE	MER	1114 Merchandising	6,288.74
PMN_179180	18,941.86	179180	90107000 ALLOCABLE	MER	1114 Merchandising	7,441.44
PMN_156842	3,492.30	156842	90201000 ALLOCABLE	MKT	1114 Marketing	1,371.98
PMN_133388	4,137.42	133388	90179000 ALLOCABLE	MKT	1114 Marketing	1,625.42
PMN_134201	4,461.54	134201	90179000 ALLOCABLE	MKT	1114 Marketing	1,752.75
PMN_154702	4,615.38	154702	90196000 ALLOCABLE	MKT	1114 Marketing	1,813.19
PMN_151971	4,692.30	151971	90194000 ALLOCABLE	MKT	1114 Marketing	1,843.41
PMN_157194	4,823.08	157194	90143000 ALLOCABLE	MKT	1114 Marketing	1,894.78
PMN_151966	4,961.54	151966	90196000 ALLOCABLE	MKT	1114 Marketing	1,949.18
PMN_157191	5,000.00	157191	90139000 ALLOCABLE	MKT	1114 Marketing	1,964.29
PMN_157192	5,007.70	157192	90143000 ALLOCABLE	MKT	1114 Marketing	1,967.31
PMN_133390	5,023.08	133390	90179000 ALLOCABLE	MKT	1114 Marketing	1,973.35
PMN_156706	5,046.16	156706	90143000 ALLOCABLE	MKT	1114 Marketing	1,982.42
PMN_157195	5,076.92	157195	90143000 ALLOCABLE	MKT	1114 Marketing	1,994.50
PMN_159504	5,084.62	159504	90140000 ALLOCABLE	MKT	1114 Marketing	1,997.53
PMN_160083	5,161.54	160083	90137000 ALLOCABLE	MKT	1114 Marketing	2,027.75
PMN_164663	5,253.84	164663	90179000 ALLOCABLE	MKT	1114 Marketing	2,064.01
PMN_151973	5,261.54	151973	90196000 ALLOCABLE	MKT	1114 Marketing	2,067.04
PMN_154701	5,361.54	154701	90193000 ALLOCABLE	MKT	1114 Marketing	2,106.32
PMN_154700	5,361.54	154700	90193000 ALLOCABLE	MKT	1114 Marketing	2,106.32
PMN_156858	5,553.84	156858	90140000 ALLOCABLE	MKT	1114 Marketing	2,181.87
PMN_156710	5,630.76	156710	90140000 ALLOCABLE	MKT	1114 Marketing	2,212.08
PMN_151972	5,646.16	151972	90194000 ALLOCABLE	MKT	1114 Marketing	2,218.13
PMN_133381	5,769.24	133381	90140000 ALLOCABLE	MKT	1114 Marketing	2,266.49
PMN_157193	5,784.62	157193	90198000 ALLOCABLE	MKT	1114 Marketing	2,272.53
PMN_156704	5,792.30	156704	90143000 ALLOCABLE	MKT	1114 Marketing	2,275.55
PMN_151968	6,053.84	151968	90194000 ALLOCABLE	MKT	1114 Marketing	2,378.29
PMN_133389	6,069.24	133389	90179000 ALLOCABLE	MKT	1114 Marketing	2,384.34
PMN_151970	6,069.24	151970	90194000 ALLOCABLE	MKT	1114 Marketing	2,384.34
PMN_153898	6,107.70	153898	90198000 ALLOCABLE	MKT	1114 Marketing	2,399.46
PMN_154699	6,115.38	154699	90193000 ALLOCABLE	MKT	1114 Marketing	2,402.47
PMN_133387	6,123.08	133387	90175000 ALLOCABLE	MKT	1114 Marketing	2,405.50
PMN_164662	6,246.16	164662	90179000 ALLOCABLE	MKT	1114 Marketing	2,453.85



PMN_134195	6,307.70	134195	90143000 ALLOCABLE	MKT	1114 Marketing	2,478.03
PMN_164661	6,592.30	164661	90160000 ALLOCABLE	MKT	1114 Marketing	2,589.83
PMN_157190	6,607.70	157190	90205000 ALLOCABLE	MKT	1114 Marketing	2,595.88
PMN_134208	6,738.46	134208	90458000 ALLOCABLE	MKT	1114 Marketing	2,647.25
PMN_155697	6,785.00	155697	93457000 ALLOCABLE	MKT	1114 Marketing	2,665.54
PMN_134243	7,141.54	134243	90196000 ALLOCABLE	MKT	1114 Marketing	2,805.60
PMN_151967	7,246.16	151967	90196000 ALLOCABLE	MKT	1114 Marketing	2,846.71
PMN_152615	7,300.00	152615	90175000 ALLOCABLE	MKT	1114 Marketing	2,867.86
PMN_164660	7,353.84	164660	90175000 ALLOCABLE	MKT	1114 Marketing	2,889.01
PMN_157189	7,507.70	157189	90143000 ALLOCABLE	MKT	1114 Marketing	2,949.46
PMN_162780	7,901.84	162780	93457000 ALLOCABLE	MKT	1114 Marketing	3,104.29
PMN_151965	7,930.76	151965	90193000 ALLOCABLE	MKT	1114 Marketing	3,115.66
PMN_151969	8,000.00	151969	90194000 ALLOCABLE	MKT	1114 Marketing	3,142.86
PMN_136295	8,146.16	136295	90143000 ALLOCABLE	MKT	1114 Marketing	3,200.28
PMN_133009	8,269.24	133009	90458000 ALLOCABLE	MKT	1114 Marketing	3,248.63
PMN_156705	8,338.46	156705	90143000 ALLOCABLE	MKT	1114 Marketing	3,275.83
PMN_134193	8,392.30	134193	92105000 ALLOCABLE	MKT	1114 Marketing	3,296.98
PMN_134209	8,692.30	134209	90458000 ALLOCABLE	MKT	1114 Marketing	3,414.83
PMN_134200	8,861.54	134200	93457000 ALLOCABLE	MKT	1114 Marketing	3,481.32
PMN_153182	9,230.76	153182	90141000 ALLOCABLE	MKT	1114 Marketing	3,626.37
PMN_134244	9,438.46	134244	90194000 ALLOCABLE	MKT	1114 Marketing	3,707.97
PMN_134192	9,492.30	134192	90196000 ALLOCABLE	MKT	1114 Marketing	3,729.12
PMN_156853	9,807.70	156853	90141000 ALLOCABLE	MKT	1114 Marketing	3,853.03
PMN_134194	9,969.24	134194	90140000 ALLOCABLE	MKT	1114 Marketing	3,916.49
PMN_136294	11,215.38	136294	90141000 ALLOCABLE	MKT	1114 Marketing	4,406.04
PMN_156828	3,846.16	156828	90263000 ALLOCABLE	TPD	1114 Strategy	1,510.99
PMN_156848	3,923.08	156848	90266000 ALLOCABLE	TPD	1114 Strategy	1,541.21
PMN_156847	3,923.08	156847	90261000 ALLOCABLE	TPD	1114 Strategy	1,541.21
PMN_157256	4,015.38	157256	90263000 ALLOCABLE	TPD	1114 Strategy	1,577.47
PMN_156830	4,230.76	156830	90263000 ALLOCABLE	TPD	1114 Strategy	1,662.08
PMN_136209	4,876.92	136209	90259000 ALLOCABLE	TPD	1114 Strategy	1,915.93
PMN_156717	5,069.24	156717	90279000 ALLOCABLE	TPD	1114 Strategy	1,991.49
PMN_156850	5,238.46	156850	90265000 ALLOCABLE	TPD	1114 Strategy	2,057.97
PMN_135502	5,553.84	135502	90018000 ALLOCABLE	TPD	1114 Strategy	2,181.87
PMN_157012	5,669.24	157012	90253000 ALLOCABLE	TPD	1114 Strategy	2,227.20
PMN_135501	5,976.92	135501	90253000 ALLOCABLE	TPD	1114 Strategy	2,348.08
PMN_153502	6,076.92	153502	90259000 ALLOCABLE	TPD	1114 Strategy	2,387.36
PMN_134319	6,800.00	134319	90263000 ALLOCABLE	TPD	1114 Strategy	2,671.43
PMN_135499	7,227.70	135499	90263000 ALLOCABLE	TPD	1114 Strategy	2,839.45
PMN_152620	9,046.16	152620	90007000 ALLOCABLE	TPD	1114 Strategy	3,553.85
PMN_156855	9,069.24	156855	90018000 ALLOCABLE	TPD	1114 Strategy	3,562.92
PMN_171212	11,038.46	171212	90265000 ALLOCABLE	TPD	1114 Strategy	4,336.54
PMN_133764	6,661.54	133764	90161000 ALLOCABLE	DST	1115 Service	2,617.04
PMN_155293	2,587.39	155293	89510009 ALLOCABLE	MER_TSS	1115 Service	1,016.48
PMN_135219	4,153.84	135219	87920005 ALLOCABLE	MER_TSS	1115 Service	1,631.87
PMN_154901	4,307.72	154901	87920001 ALLOCABLE	MER_TSS	1115 Service	1,692.32
PMN_158116	5,169.24	158116	87920007 ALLOCABLE	MER_TSS	1115 Service	2,030.77
PMN_158119	5,169.24	158119	87920007 ALLOCABLE	MER_TSS	1115 Service	2,030.77
PMN_135218	5,269.24	135218	89510009 ALLOCABLE	MER_TSS	1115 Service	2,070.06
PMN_156123	5,884.62	156123	87920004 ALLOCABLE	MER_TSS	1115 Service	2,311.82
PMN_155699	6,592.30	155699	89510009 ALLOCABLE	MER_TSS	1115 Service	2,589.83
PMN_145010	6,730.76	145010	81600001 ALLOCABLE	MER_TSS	1115 Service	2,644.23
PMN_135805	6,938.46	135805	81600001 ALLOCABLE	MER_TSS	1115 Service	2,725.83
PMN_135806	7,061.54	135806	81600001 ALLOCABLE	MER_TSS	1115 Service	2,774.18
PMN_155700	10,061.54	155700	89510009 ALLOCABLE	MER_TSS	1115 Service	3,952.75
PMN_133384	4,761.54	133384	90203000 ALLOCABLE	MKT	1115 Service	1,870.61
PMN_136180	5,315.38	136180	90203000 ALLOCABLE	MKT	1115 Service	2,088.19
PMN_134246	5,907.70	134246	90203000 ALLOCABLE	MKT	1115 Service	2,320.88
PMN_133386	6,100.00	133386	90203000 ALLOCABLE	MKT	1115 Service	2,396.43
PMN_133383	6,384.62	133383	90203000 ALLOCABLE	MKT	1115 Service	2,508.25
PMN_154578	7,084.62	154578	90203000 ALLOCABLE	MKT	1115 Service	2,783.25
PMN_133385	7,715.38	133385	90203000 ALLOCABLE	MKT	1115 Service	3,031.04
PMN_134205	7,846.16	134205	90203000 ALLOCABLE	MKT	1115 Service	3,082.42

D

The expenses in the table below are from allocable cost centers, meaning that a portion of the expenses residing in these cost centers were for the support of Target Canada's operations, while others were for domestic operations. In other words, only a portion of these non-payroll-specific expenses, were incurred by Target on behalf of Target Canada Co. These cost centers reside within the retail segment of Target's external financial statements, and as such, a portion of the expenses within these cost centers must be reclassified to the Canada segment. On an annual basis, Target's Finance teams would perform an analysis to determine what percentage of the expenses contained within these cost centers were for the benefit of Target Canada. Based on this analysis, each broader Target team (known as pyramids) are given a percentage to use to allocate expense from these cost centers to the Canada segment.

Sum of Pre-Filing Allocation Balances		
A Employee Benefits	(104.85)	A
B Other Expenses	17,853.06	
C Purchased Services/Contractors	(98,091.35)	

PYRAMID	ALLOCATION % -- to CAD %
DST	4.92%
FIN	8.00%
FRS	15.50%
LAW	13.26%
MER	3.00%
MER_TSS	2.90%
MKT	7.71%
OIE	0.00%
STR	0.00%
THR	9.15%
TPD	6.89%
ITS	5.90%

All non-contractor expenses were allocated based on the 11 days of the 28 day fiscal month prior to the filing. For contractor expenses, all charges were included except those that were previously reimbursed/dissallowed. The total amount from the January invoice was subtracted from the contractor total on this schedule, and all other contractor expenses were included in transfer pricing. See note on Schedule B for further details.

GL Account	GL Number	Cost Center	CC Name	Company code	Comp Code Name	MTD Actual	Pyramid	Allocation #	Allocated Expense	Key	Pre-Filing Allocation	Type
OFFICE SUPPLIES	7040110	90281000	SITE MANAGEMENT	1001	Target Corporation	\$ 89.87	TPD	6.89%	6.19 B		2.43	Service
OPER EQUIPMENT SUPPL	7040290	90281000	SITE MANAGEMENT	1001	Target Corporation	\$ 236.96	TPD	6.89%	16.32 B		6.41	Service
POSTAGE	7062180	90281000	SITE MANAGEMENT	1001	Target Corporation	\$ 5.75	TPD	6.89%	0.40 B		0.16	Service
PRINTING/DUPLICATING	7062200	90281000	SITE MANAGEMENT	1001	Target Corporation	\$ 267.33	TPD	6.89%	18.41 B		7.23	Service
TM MEALS/ENTERTAINMT	7120110	90281000	SITE MANAGEMENT	1001	Target Corporation	\$ 408.90	TPD	6.89%	28.17 B		11.07	Service
OTH MEALS/ENTERTAIN	7120120	90281000	SITE MANAGEMENT	1001	Target Corporation	\$ 2,138.82	TPD	6.89%	147.33 B		57.88	Service
AIRFARE	7120130	90281000	SITE MANAGEMENT	1001	Target Corporation	\$ 13,982.05	TPD	6.89%	963.15 B		378.38	Service
TRAVEL EXPENSES	7120140	90281000	SITE MANAGEMENT	1001	Target Corporation	\$ 46,230.53	TPD	6.89%	3,184.58 B		1,251.08	Service
MILE/PARK REIMB EXP	7120150	90281000	SITE MANAGEMENT	1001	Target Corporation	\$ 3,718.67	TPD	6.89%	256.16 B		100.63	Service
CAR RENTAL	7120160	90281000	SITE MANAGEMENT	1001	Target Corporation	\$ 5,297.57	TPD	6.89%	364.92 B		143.36	Service
FOREIGN AIRFARE	7120170	90281000	SITE MANAGEMENT	1001	Target Corporation	\$ 3,840.58	TPD	6.89%	264.56 B		103.93	Service
FOREIGN TRAVEL EXP	7120180	90281000	SITE MANAGEMENT	1001	Target Corporation	\$ 200.60	TPD	6.89%	13.82 B		5.43	Service
FOREIGN MEALS/ENTERT	7120190	90281000	SITE MANAGEMENT	1001	Target Corporation	\$ 33.36	TPD	6.89%	2.30 B		0.90	Service
DATA NETWORK EXPENSE	7140110	90281000	SITE MANAGEMENT	1001	Target Corporation	\$ 188.69	TPD	6.89%	13.00 B		5.11	Service
CELL PHONE EXPENSE	7140140	90281000	SITE MANAGEMENT	1001	Target Corporation	\$ 5,970.92	TPD	6.89%	411.31 B		161.58	Service
MISC BENEFITS EXP	7021270	90030000	FOOD OWNED BRANDS	1112	Target Food, Inc	\$ 100.00	MER	3.00%	3.00 A		1.18	Merchandising
OFFICE SUPPLIES	7040110	90030000	FOOD OWNED BRANDS	1112	Target Food, Inc	\$ 20.00	MER	3.00%	0.60 B		0.24	Merchandising
SAMPLES EXPENSE	7040190	90030000	FOOD OWNED BRANDS	1112	Target Food, Inc	\$ 6,795.61	MER	3.00%	204.05 B		80.16	Merchandising
SAMPLES EXPENSE	7040190	93554200	FOOD SAFETY AND QA	1112	Target Food, Inc	\$ 30.44	MER	3.00%	0.91 B		0.36	Merchandising
OPERATING SUPPLIES	7040220	90030000	FOOD OWNED BRANDS	1112	Target Food, Inc	\$ 1,892.56	MER	3.00%	56.83 B		22.32	Merchandising
OPER EQUIPMENT SUPPL	7040290	90030000	FOOD OWNED BRANDS	1112	Target Food, Inc	\$ 79.47	MER	3.00%	2.39 B		0.93	Merchandising
GROCERY SUPPLIES	7040450	90030000	FOOD OWNED BRANDS	1112	Target Food, Inc	\$ 146.85	MER	3.00%	4.41 B		1.73	Merchandising
POSTAGE	7062180	90030000	FOOD OWNED BRANDS	1112	Target Food, Inc	\$ 28.22	MER	3.00%	0.85 B		0.33	Merchandising
ELECT EQUIP REP EXP	7062240	90030000	FOOD OWNED BRANDS	1112	Target Food, Inc	\$ 145.84	MER	3.00%	4.38 B		1.72	Merchandising
SEMINARS/CONFERENCE	7080110	90030000	FOOD OWNED BRANDS	1112	Target Food, Inc	\$ 1,500.00	MER	3.00%	45.04 B		17.69	Merchandising
SEMINARS/CONFERENCE	7080110	93554200	FOOD SAFETY AND QA	1112	Target Food, Inc	\$ 5,013.27	MER	3.00%	150.53 B		59.14	Merchandising
PROFDUES/MEMBER/SUBS	7080130	90030000	FOOD OWNED BRANDS	1112	Target Food, Inc	\$ 520.86	MER	3.00%	15.64 B		6.14	Merchandising
RECRUITMENT	7100110	90030000	FOOD OWNED BRANDS	1112	Target Food, Inc	\$ 37.45	MER	3.00%	1.12 B		0.44	Merchandising
CANDIDATE EXPENSES	7100150	90030000	FOOD OWNED BRANDS	1112	Target Food, Inc	\$ 44.80	MER	3.00%	1.35 B		0.53	Merchandising
TM MEALS/ENTERTAINMT	7120110	90030000	FOOD OWNED BRANDS	1112	Target Food, Inc	\$ 1,190.11	MER	3.00%	35.73 B		14.04	Merchandising
TM MEALS/ENTERTAINMT	7120110	93554200	FOOD SAFETY AND QA	1112	Target Food, Inc	\$ 572.88	MER	3.00%	17.20 B		6.76	Merchandising
OTH MEALS/ENTERTAIN	7120120	90030000	FOOD OWNED BRANDS	1112	Target Food, Inc	\$ 1,207.42	MER	3.00%	36.25 B		14.24	Merchandising
OTH MEALS/ENTERTAIN	7120120	93554200	FOOD SAFETY AND QA	1112	Target Food, Inc	\$ 225.06	MER	3.00%	6.76 B		2.65	Merchandising
AIRFARE	7120130	90030000	FOOD OWNED BRANDS	1112	Target Food, Inc	\$ 7,298.90	MER	3.00%	216.45 B		85.04	Merchandising
AIRFARE	7120130	93554200	FOOD SAFETY AND QA	1112	Target Food, Inc	\$ 2,247.72	MER	3.00%	67.49 B		26.51	Merchandising
TRAVEL EXPENSES	7120140	90030000	FOOD OWNED BRANDS	1112	Target Food, Inc	\$ 15,011.67	MER	3.00%	450.74 B		177.08	Merchandising
TRAVEL EXPENSES	7120140	93554200	FOOD SAFETY AND QA	1112	Target Food, Inc	\$ 975.42	MER	3.00%	29.29 B		11.51	Merchandising
MILE/PARK REIMB EXP	7120150	90030000	FOOD OWNED BRANDS	1112	Target Food, Inc	\$ 689.02	MER	3.00%	20.69 B		8.13	Merchandising
MILE/PARK REIMB EXP	7120150	93554200	FOOD SAFETY AND QA	1112	Target Food, Inc	\$ 148.13	MER	3.00%	4.45 B		1.75	Merchandising
CAR RENTAL	7120160	90030000	FOOD OWNED BRANDS	1112	Target Food, Inc	\$ 629.76	MER	3.00%	18.91 B		7.43	Merchandising
CAR RENTAL	7120160	93554200	FOOD SAFETY AND QA	1112	Target Food, Inc	\$ 228.56	MER	3.00%	6.86 B		2.70	Merchandising
FOREIGN AIRFARE	7120170	90030000	FOOD OWNED BRANDS	1112	Target Food, Inc	\$ -18,002.30	MER	3.00%	(540.54) B		(212.36)	Merchandising
FOREIGN TRAVEL EXP	7120180	90030000	FOOD OWNED BRANDS	1112	Target Food, Inc	\$ 9,295.69	MER	3.00%	279.11 B		109.65	Merchandising
FOREIGN MEALS/ENTERT	7120190	90030000	FOOD OWNED BRANDS	1112	Target Food, Inc	\$ 1,283.20	MER	3.00%	38.53 B		15.14	Merchandising
DATA NETWORK EXPENSE	7140110	90030000	FOOD OWNED BRANDS	1112	Target Food, Inc	\$ 185.42	MER	3.00%	5.57 B		2.19	Merchandising
LONG DISTANCE EXP	7140120	90030000	FOOD OWNED BRANDS	1112	Target Food, Inc	\$ 20.84	MER	3.00%	0.63 B		0.25	Merchandising
LOC TEL USAGE EXP	7140130	90030000	FOOD OWNED BRANDS	1112	Target Food, Inc	\$ 1.50	MER	3.00%	0.05 B		0.02	Merchandising
CELL PHONE EXPENSE	7140140	90030000	FOOD OWNED BRANDS	1112	Target Food, Inc	\$ 2,744.46	MER	3.00%	82.41 B		32.37	Merchandising
CELL PHONE EXPENSE	7140140	93554200	FOOD SAFETY AND QA	1112	Target Food, Inc	\$ 416.26	MER	3.00%	12.50 B		4.91	Merchandising
CNTRL INTRA/C CHARGE	7210135	90030000	FOOD OWNED BRANDS	1112	Target Food, Inc	\$ 11,915.85	MER	3.00%	357.79 B		140.56	Merchandising
I/C CHARGEOUT	7220110	90030000	FOOD OWNED BRANDS	1112	Target Food, Inc	\$ 107.93	MER	3.00%	3.24 B		1.27	Merchandising
I/C CHARGEOUT	7220110	93554200	FOOD SAFETY AND QA	1112	Target Food, Inc	\$ 107.93	MER	3.00%	3.24 B		1.27	Merchandising
REFRIGERATION REPAIR	7050370	90030000	FOOD OWNED BRANDS	1112	Target Food, Inc	\$ 142.30	MER	3.00%	4.27 B		1.68	Merchandising
SAMPLES EXPENSE	7040190	93294000	OB FOOD PKG DEVLPMNT	1112	Target Food, Inc	\$ 42.41	MKT	7.71%	3.27 B		1.28	Marketing
PROFDUES/MEMBER/SUBS	7080130	93294000	OB FOOD PKG DEVLPMNT	1112	Target Food, Inc	\$ 258.00	MKT	7.71%	19.90 B		7.82	Marketing
OTH MEALS/ENTERTAIN	7120120	93294000	OB FOOD PKG DEVLPMNT	1112	Target Food, Inc	\$ 21.29	MKT	7.71%	1.64 B		0.65	Marketing
AIRFARE	7120130	93294000	OB FOOD PKG DEVLPMNT	1112	Target Food, Inc	\$ 50.00	MKT	7.71%	3.86 B		1.51	Marketing
TRAVEL EXPENSES	7120140	93294000	OB FOOD PKG DEVLPMNT	1112	Target Food, Inc	\$ 805.70	MKT	7.71%	62.14 B		24.41	Marketing
MILE/PARK REIMB EXP	7120150	93294000	OB FOOD PKG DEVLPMNT	1112	Target Food, Inc	\$ 21.50	MKT	7.71%	1.66 B		0.65	Marketing
CAR RENTAL	7120160	93294000	OB FOOD PKG DEVLPMNT	1112	Target Food, Inc	\$ 150.47	MKT	7.71%	11.60 B		4.56	Marketing
CELL PHONE EXPENSE	7140140	93294000	OB FOOD PKG DEVLPMNT	1112	Target Food, Inc	\$ 240.52	MKT	7.71%	18.55 B		7.29	Marketing
CNTRL INTRA/C CHARGE	7210135	93294000	OB FOOD PKG DEVLPMNT	1112	Target Food, Inc	\$ 80.67	MKT	7.71%	6.22 B		2.44	Marketing
PAYROLL VOUCHERS	7010210	90411000	PAYROLL	1113	Target Corporate Svcs Inc	\$ -22.66	FIN	8.00%	(1.81) A		(0.71)	Service
MISC BENEFITS EXP	7021270	90403000	FIN SYS INTEGRATION	1113	Target Corporate Svcs Inc	\$ 670.83	FIN	8.00%	45.67 A		17.94	Service
MISC BENEFITS EXP	7021270	90404000	FIN BUS INTELLIGENCE	1113	Target Corporate Svcs Inc	\$ 174.72	FIN	8.00%	13.98 A		5.49	Service
MISC BENEFITS EXP	7021270	90406000	BUS SYSTEMS SERVICES	1113	Target Corporate Svcs Inc	\$ 307.15	FIN	8.00%	24.57 A		9.65	Service
MISC BENEFITS EXP	7021270	90411000	PAYROLL	1113	Target Corporate Svcs Inc	\$ 641.73	FIN	8.00%	51.34 A		20.17	Service
MISC BENEFITS EXP	7021270	90416000	NONMERCH PAYABLES	1113	Target Corporate Svcs Inc	\$ 45.26	FIN	8.00%	3.62 A		1.42	Service
MISC BENEFITS EXP	7021270	90417000	MERCHANDISE PAYABLES	1113	Target Corporate Svcs Inc	\$ 285.92	FIN	8.00%	22.87 A		8.99	Service
MISC BENEFITS EXP	7021270	90427000	TECHNOLOGY AUDIT	1113	Target Corporate Svcs Inc	\$ 40.26	FIN	8.00%	3.22 A		1.27	Service
MISC BENEFITS EXP	7021270	90442000	PROPERTY ACCTG	1113	Target Corporate Svcs Inc	\$ 51.75	FIN	8.00%	4.14 A		1.63	Service
MISC BENEFITS EXP	7021270	90447000	INV ACCTG & ANLS DIR	1113	Target Corporate Svcs Inc	\$ 445.91	FIN	8.00%	35.67 A		14.01	Service
MISC BENEFITS EXP	7021270	90452000	HQ RISK MANAGEMENT	1113	Target Corporate Svcs Inc	\$ 185.98	FIN	8.00%	14.88 A		5.85	Service
MISC BENEFITS EXP	7021270	90454000	INDIRECT TAX OPS	1113	Target Corporate Svcs Inc	\$ 76.99	FIN	8.00%	6.16 A		2.42	Service
MISC BENEFITS EXP	7021270	93510000	FIN OPS COE	1113	Target Corporate Svcs Inc	\$ 289.32	FIN	8.00%	23.15 A		9.09	Service
OTHER TIME OFF PAY	7010200	90411000	PAYROLL	1113	Target Corporate Svcs Inc	\$ 9.60	FIN	8.00%	0.77 A		0.30	Service
NONEXEMPT VACATION	7010240	90411000	PAYROLL	1113	Target Corporate Svcs Inc	\$ 7.92	FIN	8.00%	0.63 A		0.25	Service
OFFICE SUPPLIES	7040110	90403000	FIN SYS INTEGRATION	1113	Target Corporate Svcs Inc	\$ 107.92	FIN	8.00%	8.63 B		3.39	Service
OFFICE SUPPLIES	7040110	90404000	FIN BUS INTELLIGENCE	1113	Target Corporate Svcs Inc	\$ 116.75	FIN	8.00%	9.34 B		3.67	Service
OFFICE SUPPLIES	7040110	90406000	BUS SYSTEMS SERVICES	1113	Target Corporate Svcs Inc	\$ 334.73	FIN	8.00%	26.78 B		10.52	Service
OFFICE SUPPLIES	7040110	90411000	PAYROLL	1113	Target Corporate Svcs Inc	\$ 2,708.67	FIN	8.00%	216.71 B		85.14	Service
OFFICE SUPPLIES	7040110	90417000	MERCHANDISE PAYABLES	1113	Target Corporate Svcs Inc	\$ 160.20	FIN	8.00%	12.82 B		5.03	Service
OFFICE SUPPLIES	7040110	90420000	CORP FIN PLANNING	1113	Target Corporate Svcs Inc	\$ 118.41	FIN	8.00%	9.47 B		3.72	Service
OFFICE SUPPLIES	7040110	90422000	CGM & TTS FINANCE	1113	Target Corporate Svcs Inc	\$ 27.63	FIN	8.00%	2.21 B		0.87	Service
OFFICE SUPPLIES	7040110	90452000	HQ RISK MANAGEMENT	1113	Target Corporate Svcs Inc	\$ 299.20	FIN	8.00%	23.94 B		9.40	Service
OPERATING SUPPLIES	7040220	90415000	AP CONTROL	1113	Target Corporate Svcs Inc	\$ 4,603.20	FIN	8.00%	368.26 B		144.67	Service
ARMORED CAR EXPENSE	7062140	90442000	PROPERTY ACCTG	1113	Target Corporate Svcs Inc	\$ 57.68	FIN	8.00%	4.61 B		1.81	Service
POSTAGE	7062180	90438000	SAO CONTROL	1113	Target Corporate Svcs Inc	\$ 1,427.24	FIN	8.00%	114.18 B		44.86	Service
POSTAGE	7062180	90411000	PAYROLL	1113	Target Corporate Svcs Inc	\$ 8,392.50	FIN	8.00%	671.40 B		263.76	Service
POSTAGE	7062180	90417000	MERCHANDISE PAYABLES	1113	Target Corporate Svcs Inc	\$ 2						

POSTAGE	7062180	90452000	HQ RISK MANAGEMENT	1113	Target Corporate Svcs Inc	\$ 30.65	FIN	8.00%	2.45	B	0.96	Service
POSTAGE	7062180	90454000	INDIRECT TAX OPS	1113	Target Corporate Svcs Inc	\$ 578.73	FIN	8.00%	46.30	B	18.19	Service
POSTAGE	7062180	90455000	INCOME TAX ADMIN	1113	Target Corporate Svcs Inc	\$ 202.74	FIN	8.00%	16.22	B	6.37	Service
PRINTING/DUPLICATING	7062200	90452000	HQ RISK MANAGEMENT	1113	Target Corporate Svcs Inc	\$ 38.83	FIN	8.00%	3.11	B	1.22	Service
ELECT EQUIP REP EXP	7062240	90454000	INDIRECT TAX OPS	1113	Target Corporate Svcs Inc	\$ 288.57	FIN	8.00%	23.09	B	9.07	Service
SEMINARS/CONFERENCES	7080110	90403000	FIN SYS INTEGRATION	1113	Target Corporate Svcs Inc	\$ 6,297.00	FIN	8.00%	503.76	B	197.91	Service
SEMINARS/CONFERENCES	7080110	90404000	FIN BUS INTELLIGENCE	1113	Target Corporate Svcs Inc	\$ 2,099.00	FIN	8.00%	167.92	B	65.97	Service
SEMINARS/CONFERENCES	7080110	90406000	BUS SYSTEMS SERVICES	1113	Target Corporate Svcs Inc	\$ 2,099.00	FIN	8.00%	167.92	B	65.97	Service
SEMINARS/CONFERENCES	7080110	90427000	TECHNOLOGY AUDIT	1113	Target Corporate Svcs Inc	\$ 1,345.00	FIN	8.00%	107.60	B	42.27	Service
SEMINARS/CONFERENCES	7080110	90452000	HQ RISK MANAGEMENT	1113	Target Corporate Svcs Inc	\$ 2,933.00	FIN	8.00%	234.64	B	92.18	Service
SEMINARS/CONFERENCES	7080110	90454000	INDIRECT TAX OPS	1113	Target Corporate Svcs Inc	\$ 425.00	FIN	8.00%	34.00	B	13.36	Service
SEMINARS/CONFERENCES	7080110	93396000	SUPPLY CHAIN AUDIT	1113	Target Corporate Svcs Inc	\$ 1,760.00	FIN	8.00%	140.80	B	55.31	Service
PROFDUES/MEMBER/SUBS	7080130	90403000	FIN SYS INTEGRATION	1113	Target Corporate Svcs Inc	\$ 215.00	FIN	8.00%	17.20	B	6.76	Service
PROFDUES/MEMBER/SUBS	7080130	90420000	CORP FIN PLANNING	1113	Target Corporate Svcs Inc	\$ 1,800.99	FIN	8.00%	144.08	B	56.60	Service
PROFDUES/MEMBER/SUBS	7080130	90427000	TECHNOLOGY AUDIT	1113	Target Corporate Svcs Inc	\$ 1,385.00	FIN	8.00%	110.80	B	43.53	Service
PROFDUES/MEMBER/SUBS	7080130	90452000	HQ RISK MANAGEMENT	1113	Target Corporate Svcs Inc	\$ 2,435.00	FIN	8.00%	194.80	B	76.53	Service
PROFDUES/MEMBER/SUBS	7080130	90454000	INDIRECT TAX OPS	1113	Target Corporate Svcs Inc	\$ 301.40	FIN	8.00%	24.11	B	9.47	Service
TM MEALS/ENTERTAINMT	7120110	90134000	MARKETING FINANCE	1113	Target Corporate Svcs Inc	\$ 8.57	FIN	8.00%	0.69	B	0.27	Service
TM MEALS/ENTERTAINMT	7120110	90403000	FIN SYS INTEGRATION	1113	Target Corporate Svcs Inc	\$ 10.80	FIN	8.00%	0.86	B	0.34	Service
TM MEALS/ENTERTAINMT	7120110	90404000	FIN BUS INTELLIGENCE	1113	Target Corporate Svcs Inc	\$ 220.00	FIN	8.00%	17.60	B	6.11	Service
TM MEALS/ENTERTAINMT	7120110	90406000	BUS SYSTEMS SERVICES	1113	Target Corporate Svcs Inc	\$ 354.72	FIN	8.00%	28.38	B	11.95	Service
TM MEALS/ENTERTAINMT	7120110	90411000	PAYROLL	1113	Target Corporate Svcs Inc	\$ 251.54	FIN	8.00%	20.12	B	7.91	Service
TM MEALS/ENTERTAINMT	7120110	90422000	CCM & TTS FINANCE	1113	Target Corporate Svcs Inc	\$ 267.23	FIN	8.00%	21.38	B	8.40	Service
TM MEALS/ENTERTAINMT	7120110	90439000	FIN REPORTING	1113	Target Corporate Svcs Inc	\$ 144.24	FIN	8.00%	11.15	B	4.45	Service
TM MEALS/ENTERTAINMT	7120110	90442000	PROPERTY ACCTG	1113	Target Corporate Svcs Inc	\$ 32.78	FIN	8.00%	2.94	B	1.16	Service
TM MEALS/ENTERTAINMT	7120110	90447000	INV ACCTG & ANLS DIR	1113	Target Corporate Svcs Inc	\$ 104.38	FIN	8.00%	8.35	B	3.28	Service
TM MEALS/ENTERTAINMT	7120110	90452000	HQ RISK MANAGEMENT	1113	Target Corporate Svcs Inc	\$ 321.13	FIN	8.00%	25.69	B	10.09	Service
TM MEALS/ENTERTAINMT	7120110	90455000	INCOME TAX ADMIN	1113	Target Corporate Svcs Inc	\$ 225.00	FIN	8.00%	18.00	B	7.07	Service
TM MEALS/ENTERTAINMT	7120110	93393000	D02 DIR INT AUDIT	1113	Target Corporate Svcs Inc	\$ 157.86	FIN	8.00%	12.63	B	4.96	Service
TM MEALS/ENTERTAINMT	7120110	93396000	SUPPLY CHAIN AUDIT	1113	Target Corporate Svcs Inc	\$ 176.50	FIN	8.00%	14.12	B	5.55	Service
TM MEALS/ENTERTAINMT	7120110	93510000	FIN OPS COE	1113	Target Corporate Svcs Inc	\$ 146.31	FIN	8.00%	11.70	B	4.60	Service
OTH MEALS/ENTERTAIN	7120120	90447000	INV ACCTG & ANLS DIR	1113	Target Corporate Svcs Inc	\$ 8.00	FIN	8.00%	0.64	B	0.25	Service
OTH MEALS/ENTERTAIN	7120120	90452000	HQ RISK MANAGEMENT	1113	Target Corporate Svcs Inc	\$ 552.50	FIN	8.00%	44.20	B	17.36	Service
OTH MEALS/ENTERTAIN	7120120	90454000	INDIRECT TAX OPS	1113	Target Corporate Svcs Inc	\$ 197.87	FIN	8.00%	15.83	B	6.22	Service
OTH MEALS/ENTERTAIN	7120120	93393000	D02 DIR INT AUDIT	1113	Target Corporate Svcs Inc	\$ 3.44	FIN	8.00%	0.28	B	0.11	Service
OTH MEALS/ENTERTAIN	7120120	93396000	SUPPLY CHAIN AUDIT	1113	Target Corporate Svcs Inc	\$ 59.60	FIN	8.00%	4.77	B	1.87	Service
AIRFARE	7120130	90404000	FIN BUS INTELLIGENCE	1113	Target Corporate Svcs Inc	\$ 585.66	FIN	8.00%	46.85	B	18.41	Service
AIRFARE	7120130	90447000	INV ACCTG & ANLS DIR	1113	Target Corporate Svcs Inc	-\$ 605.76	FIN	8.00%	(48.46)	B	(19.04)	Service
AIRFARE	7120130	90452000	HQ RISK MANAGEMENT	1113	Target Corporate Svcs Inc	\$ 2,430.75	FIN	8.00%	194.46	B	76.40	Service
AIRFARE	7120130	90454000	INDIRECT TAX OPS	1113	Target Corporate Svcs Inc	\$ 691.50	FIN	8.00%	55.32	B	21.73	Service
AIRFARE	7120130	90455000	INCOME TAX ADMIN	1113	Target Corporate Svcs Inc	\$ 1,086.51	FIN	8.00%	86.92	B	34.15	Service
AIRFARE	7120130	93396000	SUPPLY CHAIN AUDIT	1113	Target Corporate Svcs Inc	\$ 618.40	FIN	8.00%	49.47	B	19.44	Service
AIRFARE	7120130	93460000	INTL INVENTORY ACCTG	1113	Target Corporate Svcs Inc	\$ 1,073.86	FIN	8.00%	85.91	B	33.75	Service
TRAVEL EXPENSES	7120140	90404000	FIN BUS INTELLIGENCE	1113	Target Corporate Svcs Inc	\$ 638.07	FIN	8.00%	51.05	B	20.05	Service
TRAVEL EXPENSES	7120140	90406000	BUS SYSTEMS SERVICES	1113	Target Corporate Svcs Inc	\$ 327.48	FIN	8.00%	26.20	B	10.29	Service
TRAVEL EXPENSES	7120140	90452000	HQ RISK MANAGEMENT	1113	Target Corporate Svcs Inc	\$ 1,399.59	FIN	8.00%	111.97	B	43.99	Service
TRAVEL EXPENSES	7120140	90454000	INDIRECT TAX OPS	1113	Target Corporate Svcs Inc	\$ 781.58	FIN	8.00%	62.53	B	24.56	Service
TRAVEL EXPENSES	7120140	93396000	SUPPLY CHAIN AUDIT	1113	Target Corporate Svcs Inc	\$ 610.08	FIN	8.00%	40.81	B	16.03	Service
MILE/PARK REIMB EXP	7120150	90403000	FIN SYS INTEGRATION	1113	Target Corporate Svcs Inc	\$ 369.84	FIN	8.00%	29.59	B	11.62	Service
MILE/PARK REIMB EXP	7120150	90404000	FIN BUS INTELLIGENCE	1113	Target Corporate Svcs Inc	\$ 3.00	FIN	8.00%	0.24	B	0.09	Service
MILE/PARK REIMB EXP	7120150	90406000	BUS SYSTEMS SERVICES	1113	Target Corporate Svcs Inc	\$ 28.13	FIN	8.00%	2.25	B	0.88	Service
MILE/PARK REIMB EXP	7120150	90408000	SAO CONTROL	1113	Target Corporate Svcs Inc	\$ 111.44	FIN	8.00%	8.92	B	3.50	Service
MILE/PARK REIMB EXP	7120150	90411000	PAYROLL	1113	Target Corporate Svcs Inc	\$ 128.50	FIN	8.00%	10.28	B	4.04	Service
MILE/PARK REIMB EXP	7120150	90415000	AP CONTROL	1113	Target Corporate Svcs Inc	\$ 194.29	FIN	8.00%	15.54	B	6.11	Service
MILE/PARK REIMB EXP	7120150	90417000	MERCHANDISE PAYABLES	1113	Target Corporate Svcs Inc	\$ 46.55	FIN	8.00%	3.72	B	1.46	Service
MILE/PARK REIMB EXP	7120150	90447000	INV ACCTG & ANLS DIR	1113	Target Corporate Svcs Inc	\$ 167.81	FIN	8.00%	13.42	B	5.27	Service
MILE/PARK REIMB EXP	7120150	90452000	HQ RISK MANAGEMENT	1113	Target Corporate Svcs Inc	\$ 338.15	FIN	8.00%	27.05	B	10.63	Service
MILE/PARK REIMB EXP	7120150	90454000	INDIRECT TAX OPS	1113	Target Corporate Svcs Inc	\$ 246.56	FIN	8.00%	19.72	B	7.75	Service
MILE/PARK REIMB EXP	7120150	90463000	TRANS FIN & SYSTEMS	1113	Target Corporate Svcs Inc	\$ 24.70	FIN	8.00%	1.98	B	0.78	Service
MILE/PARK REIMB EXP	7120150	90529000	IMPORTS	1113	Target Corporate Svcs Inc	\$ 22.68	FIN	8.00%	1.81	B	0.71	Service
MILE/PARK REIMB EXP	7120150	93396000	SUPPLY CHAIN AUDIT	1113	Target Corporate Svcs Inc	\$ 342.06	FIN	8.00%	27.36	B	10.75	Service
MILE/PARK REIMB EXP	7120150	93510000	FIN OPS COE	1113	Target Corporate Svcs Inc	\$ 45.56	FIN	8.00%	3.64	B	1.43	Service
MILE/PARK REIMB EXP	7120150	93460000	INTL INVENTORY ACCTG	1113	Target Corporate Svcs Inc	\$ 41.75	FIN	8.00%	3.34	B	1.31	Service
CAR RENTAL	7120160	90452000	HQ RISK MANAGEMENT	1113	Target Corporate Svcs Inc	\$ 340.99	FIN	8.00%	27.28	B	10.72	Service
CAR RENTAL	7120160	90454000	INDIRECT TAX OPS	1113	Target Corporate Svcs Inc	\$ 99.92	FIN	8.00%	7.99	B	3.14	Service
CAR RENTAL	7120160	93396000	SUPPLY CHAIN AUDIT	1113	Target Corporate Svcs Inc	\$ 132.87	FIN	8.00%	10.61	B	4.17	Service
FOREIGN AIRFARE	7120170	90404000	FIN BUS INTELLIGENCE	1113	Target Corporate Svcs Inc	\$ 10,756.70	FIN	8.00%	860.54	B	338.07	Service
FOREIGN AIRFARE	7120170	90406000	BUS SYSTEMS SERVICES	1113	Target Corporate Svcs Inc	\$ 49.18	FIN	8.00%	3.93	B	1.55	Service
FOREIGN AIRFARE	7120170	90452000	HQ RISK MANAGEMENT	1113	Target Corporate Svcs Inc	\$ 1,328.04	FIN	8.00%	106.24	B	41.74	Service
FOREIGN AIRFARE	7120170	90454000	INDIRECT TAX OPS	1113	Target Corporate Svcs Inc	\$ 1,586.43	FIN	8.00%	126.91	B	49.86	Service
FOREIGN AIRFARE	7120170	93396000	SUPPLY CHAIN AUDIT	1113	Target Corporate Svcs Inc	\$ 1,471.92	FIN	8.00%	117.75	B	46.26	Service
FOREIGN AIRFARE	7120170	93460000	INTL INVENTORY ACCTG	1113	Target Corporate Svcs Inc	\$ 1,997.91	FIN	8.00%	149.42	B	58.70	Service
FOREIGN TRAVEL EXP	7120180	90404000	FIN BUS INTELLIGENCE	1113	Target Corporate Svcs Inc	\$ 1,548.16	FIN	8.00%	131.85	B	51.80	Service
FOREIGN TRAVEL EXP	7120180	90406000	BUS SYSTEMS SERVICES	1113	Target Corporate Svcs Inc	\$ 310.80	FIN	8.00%	24.86	B	9.77	Service
FOREIGN TRAVEL EXP	7120180	90422000	CCM & TTS FINANCE	1113	Target Corporate Svcs Inc	\$ 116.81	FIN	8.00%	9.34	B	3.67	Service
FOREIGN TRAVEL EXP	7120180	90452000	HQ RISK MANAGEMENT	1113	Target Corporate Svcs Inc	\$ 278.44	FIN	8.00%	22.28	B	8.75	Service
FOREIGN TRAVEL EXP	7120180	93396000	SUPPLY CHAIN AUDIT	1113	Target Corporate Svcs Inc	\$ 1,762.70	FIN	8.00%	141.02	B	55.40	Service
FOREIGN TRAVEL EXP	7120180	93460000	INTL INVENTORY ACCTG	1113	Target Corporate Svcs Inc	\$ 1,057.75	FIN	8.00%	84.62	B	33.24	Service
FOREIGN MEALS/ENTERT	7120190	90404000	FIN BUS INTELLIGENCE	1113	Target Corporate Svcs Inc	\$ 138.85	FIN	8.00%	11.11	B	4.36	Service
FOREIGN MEALS/ENTERT	7120190	90452000	HQ RISK MANAGEMENT	1113	Target Corporate Svcs Inc	\$ 67.48	FIN	8.00%	5.40	B	2.12	Service
FOREIGN MEALS/ENTERT	7120190	93396000	SUPPLY CHAIN AUDIT	1113	Target Corporate Svcs Inc	\$ 353.85	FIN	8.00%	28.31	B	11.12	Service
FOREIGN MEALS/ENTERT	7120190	93460000	INTL INVENTORY ACCTG	1113	Target Corporate Svcs Inc	\$ 159.21	FIN	8.00%	12.74	B	5.00	Service
DATA NETWORK EXPENSE	7140110	90454000	INDIRECT TAX OPS	1113	Target Corporate Svcs Inc	\$ 5.20	FIN	8.00%	0.42	B	0.16	Service
CELL PHONE EXPENSE	7140140	90134000	MARKETING FINANCE	1113	Target Corporate Svcs Inc	\$ 224.16	FIN	8.00%	17.93	B	7.05	Service
CELL PHONE EXPENSE	7140140	90403000	FIN SYS INTEGRATION	1113	Target Corporate Svcs Inc	\$ 1,318.13	FIN	8.00%	105.45	B	41.43	Service
CELL PHONE EXPENSE	7140140	90404000	FIN BUS INTELLIGENCE	1113	Target Corporate Svcs Inc	\$ 1,021.15	FIN	8.00%	81.69	B	32.09	Service
CELL PHONE EXPENSE	7140140	90406000	BUS SYSTEMS SERVICES	1113	Target Corporate Svcs Inc	\$ 577.45	FIN	8.00%	46.20	B	18.15	Service
CELL PHONE EXPENSE	7140140	90408000	SAO CONTROL	1113	Target Corporate Svcs Inc	\$ 48.01	FIN	8.00%	3.84	B	1.51	Service
CELL PHONE EXPENSE	7140140	90411000	PAYROLL	1113	Target Corporate Svcs Inc	\$ 120.48	FIN	8.00%	9.64	B	3.79	Service
CELL PHONE EXPENSE	7140140	90415000	AP CONTROL	1113	Target Corporate Svcs Inc	\$ 226.89	FIN	8.00%	18.15	B	7.13	Service
CELL PHONE EXPENSE	7140140	90416000	NONMERCH PAYABLES	1113	Target Corporate Svcs Inc	\$ 60.20	FIN	8.00%	4.82	B	1.89	Service
CELL PHONE EXPENSE	7140140	90417000	MERCHANDISE PAYABLES	1113	Target Corporate Svcs Inc	\$ 237.30	FIN	8.00%	18.98	B	7.46	Service
CELL PHONE EXPENSE	7140140	90420000	CORP FIN PLANNING	1113	Target Corporate Svcs Inc	\$ 844.42	FIN	8.00%	67.55	B	26.54	Service
CELL PHONE EXPENSE	7140140	90422000	CCM & TTS FINANCE	1113	Target Corporate Svcs Inc	\$ 601.25	FIN	8.00%	48.10	B	18.90	Service
CELL PHONE EXPENSE	7140140	90427000	TECHNOLOGY AUDIT	1113	Target Corporate Svcs Inc	\$ 55.64	FIN	8.00%	4.45	B	1.75	Service
CELL PHONE EXPENSE	7140140	90439000	FIN REPORTING	1113	Target Corporate Svcs Inc	\$ 63.21	FIN	8.00%	5.06	B	1.99	Service
CELL PHONE EXPENSE	7140140	90442000	PROPERTY ACCTG	1113	Target Corporate Svcs Inc	\$ 120.40	FIN	8.00%	9.63	B	3	

CNTRL INTRA/C CHRG	7210135	90454000	INDIRECT TAX OPS	1113	Target Corporate Svcs Inc	\$ 2.05	FIN	8.00%	0.16	B	0.06	Service
INTRA CO CHARGOUT	7210140	90134000	MARKETING FINANCE	1113	Target Corporate Svcs Inc	-\$19,030.77	FIN	8.00%	(1,522.46)	B	(598.11)	Service
IC CHARGOUT	7220110	90411000	PAYROLL	1113	Target Corporate Svcs Inc	\$ 55.57	FIN	8.00%	4.45	B	1.75	Service
IC CHARGOUT	7220110	90452000	HQ RISK MANAGEMENT	1113	Target Corporate Svcs Inc	\$ 55.57	FIN	8.00%	4.45	B	1.75	Service
DATA PROCESS SUPPLIE	7040180	90411000	PAYROLL	1113	Target Corporate Svcs Inc	-\$ 4,603.20	FIN	8.00%	(368.26)	B	(144.67)	Service
OTHER SERVC PURCH	7062420	90417000	MERCHANDISE PAYABLES	1113	Target Corporate Svcs Inc	\$ 90.00	FIN	8.00%	7.20	C	7.20	Service
OTHER PROF SERV	7070220	90411000	PAYROLL	1113	Target Corporate Svcs Inc	\$ 72,892.00	FIN	8.00%	5,831.36	C	5,831.36	Service
MISC BENEFITS EXP	7021270	90413000	TRAVEL SERVICES	1113	Target Corporate Svcs Inc	\$ 479.02	FRS	15.50%	74.25	A	29.17	Service
MISC BENEFITS EXP	7021270	90677000	PD PLANNING ADMIN	1113	Target Corporate Svcs Inc	\$ 257.19	FRS	15.50%	39.86	A	15.66	Service
MISC BENEFITS EXP	7021270	90693000	GLOBAL OPS TCW	1113	Target Corporate Svcs Inc	\$ 53.43	FRS	15.50%	8.28	A	3.25	Service
MISC BENEFITS EXP	7021270	90699000	BUS SYS OPERATIONS	1113	Target Corporate Svcs Inc	\$ 99.37	FRS	15.50%	15.40	A	6.05	Service
MISC BENEFITS EXP	7021270	90705000	WORKFORCE MGMT TCW	1113	Target Corporate Svcs Inc	\$ 28.05	FRS	15.50%	4.35	A	1.71	Service
MISC BENEFITS EXP	7021270	92218000	FMOC LDRSHP SUPPORT	1113	Target Corporate Svcs Inc	\$ 65.89	FRS	15.50%	10.21	A	4.01	Service
MISC BENEFITS EXP	7021270	92219000	FMOC CONTACT CTR	1113	Target Corporate Svcs Inc	\$ 431.76	FRS	15.50%	66.92	A	26.29	Service
PARKING EXPENSE	7022110	90695000	VOICE OF GUEST TCW	1113	Target Corporate Svcs Inc	\$ 23.00	FRS	15.50%	3.57	B	1.40	Service
OFFICE SUPPLIES	7040110	90677000	PD PLANNING ADMIN	1113	Target Corporate Svcs Inc	\$ 150.75	FRS	15.50%	23.37	B	9.18	Service
OFFICE SUPPLIES	7040110	90705000	WORKFORCE MGMT TCW	1113	Target Corporate Svcs Inc	\$ 3.34	FRS	15.50%	0.52	B	0.20	Service
OFFICE SUPPLIES	7040110	90764000	RBS	1113	Target Corporate Svcs Inc	\$ 242.65	FRS	15.50%	37.61	B	14.78	Service
OFFICE SUPPLIES	7040110	92219000	FMOC CONTACT CTR	1113	Target Corporate Svcs Inc	\$ 219.29	FRS	15.50%	33.99	B	13.35	Service
SAMPLES EXPENSE	7040190	90677000	PD PLANNING ADMIN	1113	Target Corporate Svcs Inc	\$ 103.53	FRS	15.50%	16.05	B	6.30	Service
EQUIPMENT EXPENSE	7040280	90705000	WORKFORCE MGMT TCW	1113	Target Corporate Svcs Inc	\$ 174.80	FRS	15.50%	27.09	B	10.64	Service
OPER EQUIPMENT SUPPL	7040280	90724000	FIN PLNG & ALNS	1113	Target Corporate Svcs Inc	\$ 580.00	FRS	15.50%	8.99	B	3.53	Service
SOFTWARE MAINTENANCE	7050400	90693000	BUS SYS OPERATIONS	1113	Target Corporate Svcs Inc	\$ 7,363.37	FRS	15.50%	1,232.27	B	484.30	Service
POSTAGE	7062180	90413000	TRAVEL SERVICES	1113	Target Corporate Svcs Inc	\$ 0.48	FRS	15.50%	0.07	B	0.03	Service
POSTAGE	7062180	90677000	PD PLANNING ADMIN	1113	Target Corporate Svcs Inc	\$ 66.42	FRS	15.50%	13.40	B	5.26	Service
POSTAGE	7062180	90693000	GLOBAL OPS TCW	1113	Target Corporate Svcs Inc	\$ 6.07	FRS	15.50%	0.94	B	0.37	Service
POSTAGE	7062180	90705000	WORKFORCE MGMT TCW	1113	Target Corporate Svcs Inc	\$ 1.44	FRS	15.50%	0.22	B	0.09	Service
POSTAGE	7062180	90714000	BUS SYS PARTNER	1113	Target Corporate Svcs Inc	\$ 1,198.00	FRS	15.50%	185.69	B	72.95	Service
POSTAGE	7062180	90722000	ACCTG & CONTROL	1113	Target Corporate Svcs Inc	\$ 332.13	FRS	15.50%	51.48	B	20.22	Service
POSTAGE	7062180	92219000	FMOC CONTACT CTR	1113	Target Corporate Svcs Inc	\$ 21.15	FRS	15.50%	3.28	B	1.29	Service
PRINTING/DUPLICATING	7062200	90693000	GLOBAL OPS TCW	1113	Target Corporate Svcs Inc	\$ 28.70	FRS	15.50%	4.45	B	1.75	Service
ONLINE ACCT MGMT EXP	7062540	90699000	BUS SYS OPERATIONS	1113	Target Corporate Svcs Inc	\$ 244,000.00	FRS	15.50%	37,820.00	B	14,857.86	Service
SEMINARS/CONFERENCES	7080110	90413000	TRAVEL SERVICES	1113	Target Corporate Svcs Inc	\$ 1,492.00	FRS	15.50%	231.26	B	90.85	Service
SEMINARS/CONFERENCES	7080110	90693000	GLOBAL OPS TCW	1113	Target Corporate Svcs Inc	\$ 350.00	FRS	15.50%	54.25	B	21.31	Service
SEMINARS/CONFERENCES	7080110	90714000	BUS SYS PARTNER	1113	Target Corporate Svcs Inc	\$ 560.00	FRS	15.50%	86.80	B	34.10	Service
PROFDUES/MEMBER/SUBS	7080130	90724000	FIN PLNG & ALNS	1113	Target Corporate Svcs Inc	\$ 37,400.00	FRS	15.50%	5,797.00	B	2,277.39	Service
COMMUNITY GIVING 5%	7090130	90695000	VOICE OF GUEST TCW	1113	Target Corporate Svcs Inc	-\$ 503.67	FRS	15.50%	(78.07)	B	(30.67)	Service
RELOCATION EXPENSE	7110110	90413000	TRAVEL SERVICES	1113	Target Corporate Svcs Inc	-\$14,445.32	FRS	15.50%	(2,239.02)	B	(879.62)	Service
TM MEALS/ENTERTAINMT	7120110	90413000	TRAVEL SERVICES	1113	Target Corporate Svcs Inc	\$ 94.57	FRS	15.50%	14.66	B	5.76	Service
TM MEALS/ENTERTAINMT	7120110	90677000	PD PLANNING ADMIN	1113	Target Corporate Svcs Inc	\$ 479.16	FRS	15.50%	74.27	B	29.18	Service
TM MEALS/ENTERTAINMT	7120110	90693000	GLOBAL OPS TCW	1113	Target Corporate Svcs Inc	\$ 211.63	FRS	15.50%	32.80	B	12.89	Service
TM MEALS/ENTERTAINMT	7120110	90695000	VOICE OF GUEST TCW	1113	Target Corporate Svcs Inc	\$ 104.91	FRS	15.50%	16.26	B	6.39	Service
TM MEALS/ENTERTAINMT	7120110	90699000	BUS SYS OPERATIONS	1113	Target Corporate Svcs Inc	\$ 363.64	FRS	15.50%	56.36	B	22.14	Service
TM MEALS/ENTERTAINMT	7120110	90705000	WORKFORCE MGMT TCW	1113	Target Corporate Svcs Inc	\$ 505.85	FRS	15.50%	78.41	B	30.80	Service
TM MEALS/ENTERTAINMT	7120110	90707000	KNOWLEDGE & COMMUNIC	1113	Target Corporate Svcs Inc	\$ 407.60	FRS	15.50%	63.18	B	24.82	Service
TM MEALS/ENTERTAINMT	7120110	90764000	RBS	1113	Target Corporate Svcs Inc	\$ 142.24	FRS	15.50%	22.05	B	8.66	Service
TM MEALS/ENTERTAINMT	7120110	90832000	PD OPERATIONS ADMIN	1113	Target Corporate Svcs Inc	\$ 10.24	FRS	15.50%	1.59	B	0.62	Service
TM MEALS/ENTERTAINMT	7120110	92218000	FMOC LDRSHP SUPPORT	1113	Target Corporate Svcs Inc	\$ 150.10	FRS	15.50%	23.27	B	9.14	Service
TM MEALS/ENTERTAINMT	7120110	92219000	FMOC CONTACT CTR	1113	Target Corporate Svcs Inc	\$ 135.24	FRS	15.50%	20.96	B	8.24	Service
OTH MEALS/ENTERTAIN	7120120	90413000	TRAVEL SERVICES	1113	Target Corporate Svcs Inc	\$ 12.65	FRS	15.50%	1.95	B	0.76	Service
OTH MEALS/ENTERTAIN	7120120	90677000	PD PLANNING ADMIN	1113	Target Corporate Svcs Inc	\$ 84.93	FRS	15.50%	13.16	B	5.17	Service
OTH MEALS/ENTERTAIN	7120120	90693000	GLOBAL OPS TCW	1113	Target Corporate Svcs Inc	\$ 1,227.30	FRS	15.50%	190.23	B	74.73	Service
OTH MEALS/ENTERTAIN	7120120	90699000	BUS SYS OPERATIONS	1113	Target Corporate Svcs Inc	\$ 39.34	FRS	15.50%	6.10	B	2.40	Service
OTH MEALS/ENTERTAIN	7120120	90707000	KNOWLEDGE & COMMUNIC	1113	Target Corporate Svcs Inc	\$ 87.22	FRS	15.50%	13.52	B	5.31	Service
OTH MEALS/ENTERTAIN	7120120	90714000	BUS SYS PARTNER	1113	Target Corporate Svcs Inc	\$ 31.44	FRS	15.50%	4.87	B	1.91	Service
OTH MEALS/ENTERTAIN	7120120	90832000	PD OPERATIONS ADMIN	1113	Target Corporate Svcs Inc	\$ 22.91	FRS	15.50%	3.55	B	1.40	Service
AIRFARE	7120130	90677000	PD PLANNING ADMIN	1113	Target Corporate Svcs Inc	\$ 1,558.53	FRS	15.50%	241.57	B	94.90	Service
AIRFARE	7120130	90693000	GLOBAL OPS TCW	1113	Target Corporate Svcs Inc	\$ 1,506.42	FRS	15.50%	233.50	B	91.73	Service
AIRFARE	7120130	90714000	BUS SYS PARTNER	1113	Target Corporate Svcs Inc	\$ 437.73	FRS	15.50%	67.85	B	26.65	Service
AIRFARE	7120130	90764000	RBS	1113	Target Corporate Svcs Inc	\$ 1,207.60	FRS	15.50%	187.18	B	73.53	Service
TRAVEL EXPENSES	7120140	90413000	TRAVEL SERVICES	1113	Target Corporate Svcs Inc	\$ 2,162.08	FRS	15.50%	335.12	B	131.66	Service
TRAVEL EXPENSES	7120140	90677000	PD PLANNING ADMIN	1113	Target Corporate Svcs Inc	\$ 1,249.19	FRS	15.50%	193.62	B	76.07	Service
TRAVEL EXPENSES	7120140	90693000	GLOBAL OPS TCW	1113	Target Corporate Svcs Inc	\$ 1,894.20	FRS	15.50%	293.60	B	115.34	Service
TRAVEL EXPENSES	7120140	90714000	BUS SYS PARTNER	1113	Target Corporate Svcs Inc	\$ 472.01	FRS	15.50%	73.16	B	28.74	Service
TRAVEL EXPENSES	7120140	90832000	PD OPERATIONS ADMIN	1113	Target Corporate Svcs Inc	\$ 347.76	FRS	15.50%	53.91	B	21.18	Service
TRAVEL EXPENSES	7120140	92218000	FMOC LDRSHP SUPPORT	1113	Target Corporate Svcs Inc	\$ 277.76	FRS	15.50%	43.05	B	16.91	Service
MILE/PARK REIMB EXP	7120150	90413000	TRAVEL SERVICES	1113	Target Corporate Svcs Inc	\$ 422.64	FRS	15.50%	65.51	B	25.74	Service
MILE/PARK REIMB EXP	7120150	90677000	PD PLANNING ADMIN	1113	Target Corporate Svcs Inc	\$ 775.22	FRS	15.50%	120.16	B	47.21	Service
MILE/PARK REIMB EXP	7120150	90693000	GLOBAL OPS TCW	1113	Target Corporate Svcs Inc	\$ 633.40	FRS	15.50%	98.18	B	38.57	Service
MILE/PARK REIMB EXP	7120150	90695000	VOICE OF GUEST TCW	1113	Target Corporate Svcs Inc	\$ 54.75	FRS	15.50%	8.49	B	3.33	Service
MILE/PARK REIMB EXP	7120150	90699000	BUS SYS OPERATIONS	1113	Target Corporate Svcs Inc	\$ 131.95	FRS	15.50%	20.39	B	8.01	Service
MILE/PARK REIMB EXP	7120150	90705000	WORKFORCE MGMT TCW	1113	Target Corporate Svcs Inc	\$ 70.16	FRS	15.50%	10.87	B	4.27	Service
MILE/PARK REIMB EXP	7120150	90707000	KNOWLEDGE & COMMUNIC	1113	Target Corporate Svcs Inc	\$ 630.00	FRS	15.50%	91.77	B	3.84	Service
MILE/PARK REIMB EXP	7120150	90714000	BUS SYS PARTNER	1113	Target Corporate Svcs Inc	\$ 507.69	FRS	15.50%	78.69	B	30.91	Service
MILE/PARK REIMB EXP	7120150	90724000	FIN PLNG & ALNS	1113	Target Corporate Svcs Inc	\$ 461.98	FRS	15.50%	71.59	B	28.13	Service
MILE/PARK REIMB EXP	7120150	90764000	RBS	1113	Target Corporate Svcs Inc	\$ 478.59	FRS	15.50%	74.18	B	29.14	Service
MILE/PARK REIMB EXP	7120150	90832000	PD OPERATIONS ADMIN	1113	Target Corporate Svcs Inc	\$ 174.78	FRS	15.50%	27.09	B	10.64	Service
MILE/PARK REIMB EXP	7120150	92219000	FMOC LDRSHP SUPPORT	1113	Target Corporate Svcs Inc	\$ 47.75	FRS	15.50%	7.40	B	2.91	Service
MILE/PARK REIMB EXP	7120150	92219000	FMOC CONTACT CTR	1113	Target Corporate Svcs Inc	\$ 462.06	FRS	15.50%	71.62	B	28.14	Service
MILE/PARK REIMB EXP	7120150	93478000	FRS CANADA ADMIN	1113	Target Corporate Svcs Inc	\$ 15.00	FRS	15.50%	2.33	B	0.91	Service
CAR RENTAL	7120160	90677000	PD PLANNING ADMIN	1113	Target Corporate Svcs Inc	\$ 245.91	FRS	15.50%	38.12	B	14.97	Service
CAR RENTAL	7120160	90693000	GLOBAL OPS TCW	1113	Target Corporate Svcs Inc	\$ 183.27	FRS	15.50%	28.41	B	11.16	Service
FOREIGN AIRFARE	7120170	90677000	PD PLANNING ADMIN	1113	Target Corporate Svcs Inc	\$ 75.31	FRS	15.50%	11.67	B	4.59	Service
FOREIGN AIRFARE	7120170	90693000	GLOBAL OPS TCW	1113	Target Corporate Svcs Inc	\$ 9,902.86	FRS	15.50%	1,534.94	B	603.01	Service
FOREIGN AIRFARE	7120170	90695000	VOICE OF GUEST TCW	1113	Target Corporate Svcs Inc	\$ 464.10	FRS	15.50%	71.94	B	28.26	Service
FOREIGN AIRFARE	7120170	90707000	KNOWLEDGE & COMMUNIC	1113	Target Corporate Svcs Inc	\$ 4						



OTHER INCOME	7192200	90413000	TRAVEL SERVICES	1113	Target Corporate Svcs Inc	-\$ 419,942.08	FRS	15.50%	(65,091.02)	B	(25,571.47)	Service
INTRA CO CHARGEOUT	7210140	90693000	GLOBAL OPS TCW	1113	Target Corporate Svcs Inc	\$ 1.50	FRS	15.50%	0.23	B	0.09	Service
INTRA CO CHARGEOUT	7210140	90724000	FIN PLNG & ALNS	1113	Target Corporate Svcs Inc	\$ 374.64	FRS	15.50%	58.07	B	22.81	Service
MAINTENANCE SUPPLIES	7062100	90677000	PD PLANNING ADMIN	1113	Target Corporate Svcs Inc	\$ 7.48	FRS	15.50%	1.16	B	0.45	Service
OTHER SERVC PURCH	7062420	90699000	BUS SYS OPERATIONS	1113	Target Corporate Svcs Inc	\$ 19,000.00	FRS	15.50%	2,945.00	B	2,945.00	Service
OTHER SERVC PURCH	7062420	90722000	ACCTG & CONTROL	1113	Target Corporate Svcs Inc	\$ 55.84	FRS	15.50%	8.66	C	8.66	Service
PAVROLL ADJUSTMENTS	7010300	90032000	REAL ESTATE	1113	Target Corporate Svcs Inc	-\$ 82,214.60	LAW	13.26%	(10,904.74)	A	(4,284.01)	Service
MISC BENEFITS EXP	7021270	90286000	OPERATIONS INTL	1113	Target Corporate Svcs Inc	\$ 206.05	LAW	13.26%	27.33	A	10.74	Service
MISC BENEFITS EXP	7021270	93241000	CC AND E	1113	Target Corporate Svcs Inc	\$ 51.66	LAW	13.26%	6.85	A	2.69	Service
OFFICE SUPPLIES	7040110	90286000	OPERATIONS INTL	1113	Target Corporate Svcs Inc	\$ 3,093.36	LAW	13.26%	410.30	B	161.19	Service
OFFICE SUPPLIES	7040110	93241000	CC AND E	1113	Target Corporate Svcs Inc	\$ 3.53	LAW	13.26%	0.47	B	0.18	Service
OPERATING SUPPLIES	7040220	90286000	OPERATIONS INTL	1113	Target Corporate Svcs Inc	\$ 1,052.21	LAW	13.26%	139.56	B	54.83	Service
OPERATING SUPPLIES	7040220	93241000	CC AND E	1113	Target Corporate Svcs Inc	\$ 19.96	LAW	13.26%	2.65	B	1.04	Service
OPER EQUIPMENT SUPPL	7040290	90286000	OPERATIONS INTL	1113	Target Corporate Svcs Inc	\$ 78.31	LAW	13.26%	10.39	B	4.08	Service
POSTAGE	7062180	90032000	REAL ESTATE	1113	Target Corporate Svcs Inc	\$ 4.41	LAW	13.26%	0.58	B	0.23	Service
POSTAGE	7062180	90286000	OPERATIONS INTL	1113	Target Corporate Svcs Inc	\$ 0.48	LAW	13.26%	0.06	B	0.03	Service
POSTAGE	7062180	93241000	CC AND E	1113	Target Corporate Svcs Inc	\$ 0.69	LAW	13.26%	0.09	B	0.04	Service
PRINTING/DUPLICATING	7062200	90286000	OPERATIONS INTL	1113	Target Corporate Svcs Inc	\$ 5.10	LAW	13.26%	0.68	B	0.27	Service
SEMINARS/CONFERENCES	7080110	90032000	REAL ESTATE	1113	Target Corporate Svcs Inc	\$ 50.00	LAW	13.26%	6.63	B	2.61	Service
SEMINARS/CONFERENCES	7080110	90286000	OPERATIONS INTL	1113	Target Corporate Svcs Inc	\$ 750.00	LAW	13.26%	97.48	B	39.08	Service
SEMINARS/CONFERENCES	7080110	93241000	CC AND E	1113	Target Corporate Svcs Inc	\$ 3,600.00	LAW	13.26%	447.50	B	187.59	Service
PROFDUESMEMBER/SUBS	7080130	90286000	OPERATIONS INTL	1113	Target Corporate Svcs Inc	\$ 52,446.24	LAW	13.26%	6,956.23	B	2,732.81	Service
PROFDUESMEMBER/SUBS	7080130	93241000	CC AND E	1113	Target Corporate Svcs Inc	\$ 50,259.00	LAW	13.26%	6,666.23	B	2,618.88	Service
TM MEALS/ENTERTAINMT	7120110	90032000	REAL ESTATE	1113	Target Corporate Svcs Inc	\$ 214.07	LAW	13.26%	28.39	B	11.15	Service
TM MEALS/ENTERTAINMT	7120110	90286000	OPERATIONS INTL	1113	Target Corporate Svcs Inc	\$ 863.44	LAW	13.26%	114.52	B	44.99	Service
TM MEALS/ENTERTAINMT	7120110	93241000	CC AND E	1113	Target Corporate Svcs Inc	\$ 11.26	LAW	13.26%	1.49	B	0.59	Service
OTH MEALS/ENTERTAIN	7120120	90286000	OPERATIONS INTL	1113	Target Corporate Svcs Inc	\$ 91.94	LAW	13.26%	12.19	B	4.79	Service
FOREIGN AIRFARE	7120170	93241000	CC AND E	1113	Target Corporate Svcs Inc	\$ 15,981.26	LAW	13.26%	2,119.71	B	832.75	Service
FOREIGN TRAVEL EXP	7120180	93241000	CC AND E	1113	Target Corporate Svcs Inc	\$ 310.80	LAW	13.26%	41.22	B	16.20	Service
FOREIGN MEALS/ENTERT	7120190	93241000	CC AND E	1113	Target Corporate Svcs Inc	\$ 2,100.00	LAW	13.26%	278.54	B	109.43	Service
DATA NETWORK EXPENSE	7140110	90032000	REAL ESTATE	1113	Target Corporate Svcs Inc	\$ 12.00	LAW	13.26%	1.59	B	0.63	Service
DATA NETWORK EXPENSE	7140110	93241000	CC AND E	1113	Target Corporate Svcs Inc	\$ 16.95	LAW	13.26%	2.25	B	0.88	Service
CELL PHONE EXPENSE	7140140	90032000	REAL ESTATE	1113	Target Corporate Svcs Inc	\$ 506.35	LAW	13.26%	67.16	B	26.38	Service
CELL PHONE EXPENSE	7140140	90286000	OPERATIONS INTL	1113	Target Corporate Svcs Inc	\$ 159.58	LAW	13.26%	21.17	B	8.32	Service
CELL PHONE EXPENSE	7140140	93241000	CC AND E	1113	Target Corporate Svcs Inc	\$ 846.30	LAW	13.26%	112.25	B	44.10	Service
LICENCE/FEE/OHTAXES	7163210	90286000	OPERATIONS INTL	1113	Target Corporate Svcs Inc	\$ 20.00	LAW	13.26%	2.65	B	1.04	Service
LICENCE/FEE/OHTAXES	7163210	93241000	CC AND E	1113	Target Corporate Svcs Inc	\$ 140.00	LAW	13.26%	18.57	B	7.30	Service
CNTRL INTRA/C CHRG	7210135	93241000	CC AND E	1113	Target Corporate Svcs Inc	\$ 63.60	LAW	13.26%	8.44	B	3.31	Service
IC CHARGEOUT	7220110	90286000	OPERATIONS INTL	1113	Target Corporate Svcs Inc	\$ 4,940.42	LAW	13.26%	655.29	B	257.43	Service
OTHER SERVC PURCH	7062420	93241000	CC AND E	1113	Target Corporate Svcs Inc	-\$ 44,000.00	LAW	13.26%	(5,836.05)	C	(5,836.05)	Service
401K DSPS MATCH EXP	7021160	90606000	FIN BEN & ANALY	1113	Target Corporate Svcs Inc	\$ 11,302.13	THR	9.15%	1,034.00	A	406.21	Service
MISC BENEFITS EXP	7021270	90606000	FIN BEN & ANALY	1113	Target Corporate Svcs Inc	\$ 301.75	THR	9.15%	27.61	A	10.85	Service
MISC BENEFITS EXP	7021270	90631000	L&D HQ	1113	Target Corporate Svcs Inc	\$ 49.15	THR	9.15%	4.50	A	1.77	Service
MISC BENEFITS EXP	7021270	90634000	COMPENSATION	1113	Target Corporate Svcs Inc	\$ 48.70	THR	9.15%	4.46	A	1.75	Service
MISC BENEFITS EXP	7021270	90652000	HROC ADMIN PROD CTR	1113	Target Corporate Svcs Inc	\$ 42.09	THR	9.15%	3.85	A	1.51	Service
MISC BENEFITS EXP	7021270	90653000	HR PROC & TECH	1113	Target Corporate Svcs Inc	\$ 421.89	THR	9.15%	38.60	A	15.16	Service
OFFICE SUPPLIES	7040110	90606000	FIN BEN & ANALY	1113	Target Corporate Svcs Inc	\$ 2,305.34	THR	9.15%	210.91	B	82.86	Service
OFFICE SUPPLIES	7040110	90630000	L&D FIELD	1113	Target Corporate Svcs Inc	\$ 9.00	THR	9.15%	0.82	B	0.32	Service
OFFICE SUPPLIES	7040110	90631000	L&D HQ	1113	Target Corporate Svcs Inc	\$ 17.54	THR	9.15%	1.60	B	0.63	Service
OFFICE SUPPLIES	7040110	90634000	COMPENSATION	1113	Target Corporate Svcs Inc	\$ 8.89	THR	9.15%	0.81	B	0.32	Service
OFFICE SUPPLIES	7040110	90652000	HROC ADMIN PROD CTR	1113	Target Corporate Svcs Inc	\$ 2,182.58	THR	9.15%	199.68	B	78.44	Service
OFFICE SUPPLIES	7040110	90653000	HR PROC & TECH	1113	Target Corporate Svcs Inc	\$ 334.60	THR	9.15%	30.61	B	12.03	Service
OPERATING SUPPLIES	7040220	90652000	HROC ADMIN PROD CTR	1113	Target Corporate Svcs Inc	\$ 20.58	THR	9.15%	1.88	B	0.74	Service
POSTAGE	7062180	90606000	FIN BEN & ANALY	1113	Target Corporate Svcs Inc	\$ 121.50	THR	9.15%	11.12	B	4.37	Service
POSTAGE	7062180	90634000	COMPENSATION	1113	Target Corporate Svcs Inc	\$ 107.15	THR	9.15%	9.80	B	3.85	Service
POSTAGE	7062180	90652000	HROC ADMIN PROD CTR	1113	Target Corporate Svcs Inc	\$ 1,330.97	THR	9.15%	121.77	B	47.84	Service
POSTAGE	7062180	90653000	HR PROC & TECH	1113	Target Corporate Svcs Inc	\$ 5,694.05	THR	9.15%	520.93	B	204.65	Service
SEMINARS/CONFERENCES	7080110	90606000	FIN BEN & ANALY	1113	Target Corporate Svcs Inc	\$ 9,595.46	THR	9.15%	877.86	B	344.87	Service
SEMINARS/CONFERENCES	7080110	90631000	L&D HQ	1113	Target Corporate Svcs Inc	\$ 138.00	THR	9.15%	12.63	B	4.96	Service
SEMINARS/CONFERENCES	7080110	90652000	HROC ADMIN PROD CTR	1113	Target Corporate Svcs Inc	\$ 49.00	THR	9.15%	4.48	B	1.76	Service
PROFDUESMEMBER/SUBS	7080130	90606000	FIN BEN & ANALY	1113	Target Corporate Svcs Inc	\$ 2,011.83	THR	9.15%	184.06	B	72.31	Service
PROFDUESMEMBER/SUBS	7080130	90634000	COMPENSATION	1113	Target Corporate Svcs Inc	\$ 4,000.00	THR	9.15%	365.95	B	143.77	Service
RECRUITMENT	7100110	90653000	HR PROC & TECH	1113	Target Corporate Svcs Inc	\$ 234,725.68	THR	9.15%	21,474.34	B	8,436.35	Service
RELOCATION EXPENSE	7110110	90634000	COMPENSATION	1113	Target Corporate Svcs Inc	\$ 44,880.32	THR	9.15%	4,105.96	B	1,613.06	Service
TM MEALS/ENTERTAINMT	7120110	90606000	FIN BEN & ANALY	1113	Target Corporate Svcs Inc	\$ 6,453.54	THR	9.15%	590.41	B	231.95	Service
TM MEALS/ENTERTAINMT	7120110	90631000	L&D HQ	1113	Target Corporate Svcs Inc	\$ 107.70	THR	9.15%	9.85	B	3.87	Service
TM MEALS/ENTERTAINMT	7120110	90634000	COMPENSATION	1113	Target Corporate Svcs Inc	\$ 759.66	THR	9.15%	69.50	B	27.30	Service
TM MEALS/ENTERTAINMT	7120110	90652000	HROC ADMIN PROD CTR	1113	Target Corporate Svcs Inc	\$ 366.95	THR	9.15%	33.57	B	13.19	Service
TM MEALS/ENTERTAINMT	7120110	90653000	HR PROC & TECH	1113	Target Corporate Svcs Inc	\$ 622.55	THR	9.15%	56.96	B	22.38	Service
OTH MEALS/ENTERTAIN	7120120	90634000	COMPENSATION	1113	Target Corporate Svcs Inc	\$ 1,642.44	THR	9.15%	150.26	B	59.03	Service
AIRFARE	7120130	90606000	FIN BEN & ANALY	1113	Target Corporate Svcs Inc	\$ 254.60	THR	9.15%	23.29	B	9.15	Service
AIRFARE	7120130	90634000	COMPENSATION	1113	Target Corporate Svcs Inc	\$ 1,155.52	THR	9.15%	105.72	B	41.53	Service
TRAVEL EXPENSES	7120140	90653000	HROC ADMIN PROD CTR	1113	Target Corporate Svcs Inc	\$ 19,065.28	THR	9.15%	1,744.21	B	685.23	Service
TRAVEL EXPENSES	7120140	90652000	HR PROC & TECH	1113	Target Corporate Svcs Inc	\$ 155.96	THR	9.15%	14.27	B	5.61	Service
TRAVEL EXPENSES	7120140	90653000	FIN BEN & ANALY	1113	Target Corporate Svcs Inc	\$ 78.75	THR	9.15%	7.20	B	2.83	Service
MILE/PARK REIMB EXP	7120150	90606000	FIN BEN & ANALY	1113	Target Corporate Svcs Inc	\$ 60.00	THR	9.15%	5.49	B	2.16	Service
MILE/PARK REIMB EXP	7120150	90631000	L&D HQ	1113	Target Corporate Svcs Inc	\$ 121.68	THR	9.15%	11.13	B	4.37	Service
MILE/PARK REIMB EXP	7120150	90634000	COMPENSATION	1113	Target Corporate Svcs Inc	\$ 351.00	THR	9.15%	32.11	B	12.62	Service
MILE/PARK REIMB EXP	7120150	90652000	HROC ADMIN PROD CTR	1113	Target Corporate Svcs Inc	\$ 1,032.33	THR	9.15%	94.44	B	37.10	Service
MILE/PARK REIMB EXP	7120150	90653000	HR PROC & TECH	1113	Target Corporate Svcs Inc	\$ 108.00	THR	9.15%	9.88	B	3.88	Service
FOREIGN AIRFARE	7120170	90634000	COMPENSATION	1113	Target Corporate Svcs Inc	\$ 10,556.40	THR	9.15%	965.77	B	379.41	Service
FOREIGN TRAVEL EXP	7120180	90634000	COMPENSATION	1113	Target Corporate Svcs Inc	\$ 8,357.81	THR	9.15%	764.63	B	300.39	Service
FOREIGN MEALS/ENTERT	7120190	90634000	COMPENSATION	1113	Target Corporate Svcs Inc	\$ 296.87	THR	9.15%	27.16	B	10.67	Service
LONG DISTANCE EXP	7140120	90652000	HROC ADMIN PROD CTR	1113	Target Corporate Svcs Inc	\$ 1,477.60	THR	9.15%	135.18	B	53.11	Service
LOC TEL USAGE EXP	7140130	90634000	COMPENSATION	1113	Target Corporate Svcs Inc	\$ 1.00	THR	9.15%	0.09	B	0.04	Service
CELL PHONE EXPENSE	7140140	90606000	FIN BEN & ANALY	1113	Target Corporate Svcs Inc	\$ 842.64	THR	9.15%	77.09	B	30.29	Service
CELL PHONE EXPENSE	7140140	90630000	L&D FIELD	1113	Target Corporate Svcs Inc	\$ 695.08	THR	9.15%	63.59	B	24.98	Service
CELL PHONE EXPENSE	7140140	90631000	L&D HQ	1113	Target Corporate Svcs Inc	\$ 693.96	THR	9.15%	63.49	B	24.94	Service
CELL PHONE EXPENSE	7140140	90634000	COMPENSATION	1113	Target Corporate Svcs Inc	\$ 413.23	THR	9.15%	37.81	B	14.85	Service
CELL PHONE EXPENSE	7140140	90652000	HROC ADMIN PROD CTR	1113	Target Corporate Svcs Inc	\$ 437.98	THR	9.15%	40.07	B	15.74	Service
CELL PHONE EXPENSE	7140140	90653000	HR PROC & TECH	1113	Target Corporate Svcs Inc	\$ 1,696.03	THR	9.15%	155.16	B	60.96	Service
800 ACCESS AND USAGE	7140160	90652000	HROC ADMIN PROD CTR	1113	Target Corporate Svcs Inc	\$ 39.57	THR	9.15%	3.62	B	1.42	Service
CNTRL INTRA/C CHRG	7210135	90606000	FIN BEN & ANALY	1113	Target Corporate Svcs Inc	\$ 1,443.50	THR	9.15%	132.06	B	51.88	Service
CNTRL INTRA/C CHRG	7210135	90631000	L&D HQ	1113	Target Corporate Svcs Inc	\$ 140.63	THR	9.15%	12.87	B	5.05	Service
SI CLAIMS	7021430	90606000	FIN BEN & ANALY	1113	Target Corporate Svcs Inc	-\$ 1,295.83	THR	9.15%	(118.55)	B	(46.57)	Service
OTHER SERVC PURCH	7062420	90653000	HR PROC & TECH	1113	Target Corporate Svcs Inc	-\$ 1,408,354.12	THR	9.15%	(128,846.03)	C	(128,846.03)	Service
MISC BENEFITS EXP	7021270	90										

OFFICE SUPPLIES	7040110	93619000	OPERATIONS	1113	Target Corporate Svcs Inc	\$ 531.79	TTS	5.90%	31.38	B	12.33	Service
EQUIPMENT EXPENSE	7040260	90362000	DB AND BI TOOLS TECH	1113	Target Corporate Svcs Inc	\$ 134.78	TTS	5.90%	7.95	B	3.12	Service
EQUIPMENT EXPENSE	7040260	90378000	INFRASTRUCTURE SUPP	1113	Target Corporate Svcs Inc	\$ 10.00	TTS	5.90%	0.59	B	0.23	Service
PROFDUES/MEMBER/SUBS	7080130	90366000	SEC COMPLIANCE ADMIN	1113	Target Corporate Svcs Inc	\$ 475.00	TTS	5.90%	28.03	B	11.01	Service
PROFDUES/MEMBER/SUBS	7080130	90375000	SEC ENGINEERING BLD	1113	Target Corporate Svcs Inc	\$ 895.00	TTS	5.90%	52.82	B	20.75	Service
TM MEALS/ENTERTAINMT	7120110	90362000	DB AND BI TOOLS TECH	1113	Target Corporate Svcs Inc	\$ 239.51	TTS	5.90%	14.13	B	5.55	Service
TM MEALS/ENTERTAINMT	7120110	90364000	INFRASTRUC PLAN&ARCH	1113	Target Corporate Svcs Inc	\$ 107.57	TTS	5.90%	6.35	B	2.49	Service
TM MEALS/ENTERTAINMT	7120110	90366000	SEC COMPLIANCE ADMIN	1113	Target Corporate Svcs Inc	\$ 634.12	TTS	5.90%	37.42	B	14.70	Service
TM MEALS/ENTERTAINMT	7120110	90368000	INFRASTRUCTURE SERV	1113	Target Corporate Svcs Inc	\$ 187.00	TTS	5.90%	11.04	B	4.34	Service
TM MEALS/ENTERTAINMT	7120110	90375000	SEC ENGINEERING BLD	1113	Target Corporate Svcs Inc	\$ 393.50	TTS	5.90%	23.22	B	9.12	Service
TM MEALS/ENTERTAINMT	7120110	90378000	INFRASTRUCTURE SUPP	1113	Target Corporate Svcs Inc	\$ 185.07	TTS	5.90%	10.92	B	4.29	Service
TM MEALS/ENTERTAINMT	7120110	90394000	SERVER/STORAGE TECH	1113	Target Corporate Svcs Inc	\$ 401.44	TTS	5.90%	23.69	B	9.31	Service
TM MEALS/ENTERTAINMT	7120110	90395000	INFRAS ENGINEERING	1113	Target Corporate Svcs Inc	\$ 62.50	TTS	5.90%	3.69	B	1.45	Service
TM MEALS/ENTERTAINMT	7120110	90398000	DEV TOOL AND SVC ENG	1113	Target Corporate Svcs Inc	\$ 233.96	TTS	5.90%	13.81	B	5.42	Service
TM MEALS/ENTERTAINMT	7120110	90818000	VENDOR MGMT OFFICE	1113	Target Corporate Svcs Inc	\$ 411.90	TTS	5.90%	24.31	B	9.55	Service
TM MEALS/ENTERTAINMT	7120110	93163000	ONLINE OPERATIONS	1113	Target Corporate Svcs Inc	\$ 523.11	TTS	5.90%	30.87	B	12.13	Service
TM MEALS/ENTERTAINMT	7120110	93522000	APPLICATIONS SUPPORT	1113	Target Corporate Svcs Inc	\$ 127.86	TTS	5.90%	7.55	B	2.96	Service
TM MEALS/ENTERTAINMT	7120110	93619000	OPERATIONS	1113	Target Corporate Svcs Inc	\$ 29.50	TTS	5.90%	1.74	B	0.68	Service
OTH MEALS/ENTERTAIN	7120120	90380000	IMPLEMENTATION SVCS	1113	Target Corporate Svcs Inc	\$ -11.70	TTS	5.90%	(0.69)	B	(0.27)	Service
OTH MEALS/ENTERTAIN	7120120	93619000	OPERATIONS	1113	Target Corporate Svcs Inc	\$ 117.01	TTS	5.90%	6.90	B	2.71	Service
AIRFARE	7120130	90378000	INFRASTRUCTURE SUPP	1113	Target Corporate Svcs Inc	\$ 9.00	TTS	5.90%	0.53	B	0.21	Service
AIRFARE	7120130	90380000	IMPLEMENTATION SVCS	1113	Target Corporate Svcs Inc	\$ -6,141.30	TTS	5.90%	(362.41)	B	(142.38)	Service
AIRFARE	7120130	90382000	MC & PROBLEM MGT	1113	Target Corporate Svcs Inc	\$ 227.91	TTS	5.90%	13.45	B	5.28	Service
AIRFARE	7120130	90395000	ITSM SUPPORT OPS	1113	Target Corporate Svcs Inc	\$ 1,038.70	TTS	5.90%	61.30	B	24.08	Service
TRAVEL EXPENSES	7120140	90378000	INFRASTRUCTURE SUPP	1113	Target Corporate Svcs Inc	\$ 162.36	TTS	5.90%	9.58	B	3.76	Service
TRAVEL EXPENSES	7120140	90393000	CLIENT TECHNOLOGIES	1113	Target Corporate Svcs Inc	\$ 138.87	TTS	5.90%	8.19	B	3.22	Service
TRAVEL EXPENSES	7120140	93619000	OPERATIONS	1113	Target Corporate Svcs Inc	\$ 251.97	TTS	5.90%	14.87	B	5.84	Service
MILE/PARK REIMB EXP	7120150	90364000	INFRASTRUC PLAN&ARCH	1113	Target Corporate Svcs Inc	\$ 28.91	TTS	5.90%	1.71	B	0.67	Service
MILE/PARK REIMB EXP	7120150	90366000	SEC COMPLIANCE ADMIN	1113	Target Corporate Svcs Inc	\$ 46.00	TTS	5.90%	2.77	B	1.07	Service
MILE/PARK REIMB EXP	7120150	90368000	INFRASTRUCTURE SERV	1113	Target Corporate Svcs Inc	\$ 239.97	TTS	5.90%	14.71	B	5.69	Service
MILE/PARK REIMB EXP	7120150	90375000	SEC ENGINEERING BLD	1113	Target Corporate Svcs Inc	\$ 20.25	TTS	5.90%	1.19	B	0.47	Service
MILE/PARK REIMB EXP	7120150	90378000	INFRASTRUCTURE SUPP	1113	Target Corporate Svcs Inc	\$ 76.00	TTS	5.90%	4.48	B	1.76	Service
MILE/PARK REIMB EXP	7120150	90380000	IMPLEMENTATION SVCS	1113	Target Corporate Svcs Inc	\$ 233.90	TTS	5.90%	13.80	B	5.42	Service
MILE/PARK REIMB EXP	7120150	90383000	CLIENT TECHNOLOGIES	1113	Target Corporate Svcs Inc	\$ 86.22	TTS	5.90%	5.09	B	2.00	Service
MILE/PARK REIMB EXP	7120150	90395000	INFRAS ENGINEERING	1113	Target Corporate Svcs Inc	\$ 21.00	TTS	5.90%	1.24	B	0.49	Service
MILE/PARK REIMB EXP	7120150	93163000	ONLINE OPERATIONS	1113	Target Corporate Svcs Inc	\$ 229.25	TTS	5.90%	13.53	B	5.31	Service
CAR RENTAL	7120160	93619000	OPERATIONS	1113	Target Corporate Svcs Inc	\$ 52.16	TTS	5.90%	3.08	B	1.21	Service
FOREIGN AIRFARE	7120170	90378000	INFRASTRUCTURE SUPP	1113	Target Corporate Svcs Inc	\$ 1,905.10	TTS	5.90%	112.42	B	44.17	Service
FOREIGN AIRFARE	7120170	90818000	VENDOR MGMT OFFICE	1113	Target Corporate Svcs Inc	\$ -9,847.40	TTS	5.90%	(569.31)	B	(223.66)	Service
FOREIGN TRAVEL EXP	7120180	90378000	INFRASTRUCTURE SUPP	1113	Target Corporate Svcs Inc	\$ 310.80	TTS	5.90%	18.34	B	7.21	Service
FOREIGN TRAVEL EXP	7120180	93163000	ONLINE OPERATIONS	1113	Target Corporate Svcs Inc	\$ 310.80	TTS	5.90%	18.34	B	7.21	Service
LOC TEL USAGE EXP	7140130	90364000	INFRASTRUC PLAN&ARCH	1113	Target Corporate Svcs Inc	\$ 35.37	TTS	5.90%	2.09	B	0.82	Service
CELL PHONE EXPENSE	7140140	90362000	DB AND BI TOOLS TECH	1113	Target Corporate Svcs Inc	\$ 1,919.44	TTS	5.90%	113.27	B	44.50	Service
CELL PHONE EXPENSE	7140140	90364000	INFRASTRUC PLAN&ARCH	1113	Target Corporate Svcs Inc	\$ 1,750.01	TTS	5.90%	103.27	B	40.57	Service
CELL PHONE EXPENSE	7140140	90366000	SEC COMPLIANCE ADMIN	1113	Target Corporate Svcs Inc	\$ 865.08	TTS	5.90%	51.05	B	20.06	Service
CELL PHONE EXPENSE	7140140	90368000	INFRASTRUCTURE SERV	1113	Target Corporate Svcs Inc	\$ 1,579.64	TTS	5.90%	93.22	B	36.62	Service
CELL PHONE EXPENSE	7140140	90375000	SEC ENGINEERING BLD	1113	Target Corporate Svcs Inc	\$ 2,103.08	TTS	5.90%	124.11	B	48.76	Service
CELL PHONE EXPENSE	7140140	90378000	INFRASTRUCTURE SUPP	1113	Target Corporate Svcs Inc	\$ 1,110.73	TTS	5.90%	65.55	B	25.75	Service
CELL PHONE EXPENSE	7140140	90380000	IMPLEMENTATION SVCS	1113	Target Corporate Svcs Inc	\$ 274.60	TTS	5.90%	16.20	B	6.37	Service
CELL PHONE EXPENSE	7140140	90386000	MSP SERVICE DELIVERY	1113	Target Corporate Svcs Inc	\$ 481.15	TTS	5.90%	28.39	B	11.15	Service
CELL PHONE EXPENSE	7140140	90392000	MC & PROBLEM MGT	1113	Target Corporate Svcs Inc	\$ 347.66	TTS	5.90%	20.52	B	8.06	Service
CELL PHONE EXPENSE	7140140	90393000	CLIENT TECHNOLOGIES	1113	Target Corporate Svcs Inc	\$ 1,849.87	TTS	5.90%	109.16	B	42.89	Service
CELL PHONE EXPENSE	7140140	90394000	SERVER/STORAGE TECH	1113	Target Corporate Svcs Inc	\$ 2,727.18	TTS	5.90%	160.94	B	63.22	Service
CELL PHONE EXPENSE	7140140	90395000	INFRAS ENGINEERING	1113	Target Corporate Svcs Inc	\$ 279.09	TTS	5.90%	16.47	B	6.47	Service
CELL PHONE EXPENSE	7140140	90398000	DEV TOOL AND SVC ENG	1113	Target Corporate Svcs Inc	\$ 975.16	TTS	5.90%	57.55	B	22.61	Service
CELL PHONE EXPENSE	7140140	90399000	ITSM SUPPORT OPS	1113	Target Corporate Svcs Inc	\$ 251.30	TTS	5.90%	14.83	B	5.83	Service
CELL PHONE EXPENSE	7140140	90818000	VENDOR MGMT OFFICE	1113	Target Corporate Svcs Inc	\$ 2,381.08	TTS	5.90%	140.51	B	55.20	Service
CELL PHONE EXPENSE	7140140	93163000	ONLINE OPERATIONS	1113	Target Corporate Svcs Inc	\$ 1,216.11	TTS	5.90%	71.76	B	28.19	Service
CELL PHONE EXPENSE	7140140	93522000	APPLICATIONS SUPPORT	1113	Target Corporate Svcs Inc	\$ 293.69	TTS	5.90%	17.33	B	6.81	Service
CELL PHONE EXPENSE	7140140	93619000	OPERATIONS	1113	Target Corporate Svcs Inc	\$ 435.65	TTS	5.90%	25.71	B	10.10	Service
TELECOM EXP	7140170	90375000	SEC ENGINEERING BLD	1113	Target Corporate Svcs Inc	\$ 27.55	TTS	5.90%	1.63	B	0.64	Service
TELECOM EXP	7140170	90818000	VENDOR MGMT OFFICE	1113	Target Corporate Svcs Inc	\$ 2,617.08	TTS	5.90%	154.44	B	60.67	Service
LICENCE/FEES/OTHTAXES	7163210	90375000	SEC ENGINEERING BLD	1113	Target Corporate Svcs Inc	\$ 484.00	TTS	5.90%	28.56	B	11.22	Service
CNTRL INTRA/C CHRG	7210135	90364000	INFRASTRUC PLAN&ARCH	1113	Target Corporate Svcs Inc	\$ 3.00	TTS	5.90%	0.18	B	0.07	Service
CNTRL INTRA/C CHRG	7210135	90375000	SEC ENGINEERING BLD	1113	Target Corporate Svcs Inc	\$ 51.83	TTS	5.90%	3.06	B	1.20	Service
CNTRL INTRA/C CHRG	7210135	90378000	INFRASTRUCTURE SUPP	1113	Target Corporate Svcs Inc	\$ 1.50	TTS	5.90%	0.09	B	0.03	Service
CNTRL INTRA/C CHRG	7210135	90393000	CLIENT TECHNOLOGIES	1113	Target Corporate Svcs Inc	\$ 6.22	TTS	5.90%	0.37	B	0.14	Service
CNTRL INTRA/C CHRG	7210135	90394000	SERVER/STORAGE TECH	1113	Target Corporate Svcs Inc	\$ 1.50	TTS	5.90%	0.09	B	0.03	Service
CNTRL INTRA/C CHRG	7210135	90398000	DEV TOOL AND SVC ENG	1113	Target Corporate Svcs Inc	\$ 1.50	TTS	5.90%	0.09	B	0.03	Service
CNTRL INTRA/C CHRG	7210135	90818000	VENDOR MGMT OFFICE	1113	Target Corporate Svcs Inc	\$ 6.60	TTS	5.90%	0.39	B	0.15	Service
IC CHARGEOUT	7220110	90398000	DEV TOOL AND SVC ENG	1113	Target Corporate Svcs Inc	\$ 1,383.88	TTS	5.90%	81.65	B	32.08	Service
OPERATING SUPPLIES	7040220	90100000	DST FOOD SUPPLY CHAIN	1114	Target Enterprise, Inc.	\$ 27.53	DST	4.92%	1.36	B	0.53	Strategy
POSTAGE	7062180	90100000	DST FOOD SUPPLY CHAIN	1114	Target Enterprise, Inc.	\$ 6.20	DST	4.92%	0.31	B	0.12	Strategy
TM MEALS/ENTERTAINMT	7120110	90100000	DST FOOD SUPPLY CHAIN	1114	Target Enterprise, Inc.	\$ 842.52	DST	4.92%	41.49	B	16.30	Strategy
OTH MEALS/ENTERTAIN	7120120	90100000	DST FOOD SUPPLY CHAIN	1114	Target Enterprise, Inc.	\$ 729.67	DST	4.92%	35.93	B	14.12	Strategy
AIRFARE	7120130	90100000	DST FOOD SUPPLY CHAIN	1114	Target Enterprise, Inc.	\$ -1,477.71	DST	4.92%	(72.77)	B	(28.59)	Strategy
TRAVEL EXPENSES	7120140	90100000	DST FOOD SUPPLY CHAIN	1114	Target Enterprise, Inc.	\$ 2,601.04	DST	4.92%	128.09	B	50.32	Strategy
MILE/PARK REIMB EXP	7120150	90100000	DST FOOD SUPPLY CHAIN	1114	Target Enterprise, Inc.	\$ 64.00	DST	4.92%	3.15	B	1.24	Strategy
CAR RENTAL	7120160	90100000	DST FOOD SUPPLY CHAIN	1114	Target Enterprise, Inc.	\$ 1,636.84	DST	4.92%	80.61	B	31.67	Strategy
CELL PHONE EXPENSE	7140140	90100000	DST FOOD SUPPLY CHAIN	1114	Target Enterprise, Inc.	\$ 182.24	DST	4.92%	8.97	B	3.53	Strategy
TELECOM MAINTENANCE	7140150	90100000	DST FOOD SUPPLY CHAIN	1114	Target Enterprise, Inc.	\$ 32.25	DST	4.92%	1.59	B	0.62	Strategy
MISC BENEFITS EXP	7021270	90107000	MPSD MANAGEMENT	1114	Target Enterprise, Inc.	\$ 102.03	MER	3.00%	3.06	A	1.20	Merchandising
MISC BENEFITS EXP	7021270	90500000	MOBILE STRATEGY	1114	Target Enterprise, Inc.	\$ 240.14	MER	3.00%	7.21	A	2.83	Merchandising
OFFICE SUPPLIES	7040110	90304000	FOOD OPERATIONS	1114	Target Enterprise, Inc.	\$ 70.03	MER	3.00%	2.10	B	0.83	Merchandising
OFFICE SUPPLIES	7040110	90403000	STRATEGIC PRICING	1114	Target Enterprise, Inc.	\$ 283.30	MER	3.00%	7.91	B	3.11	Merchandising
OFFICE SUPPLIES	7040110	90504000	MERCH PROCESS	1114	Target Enterprise, Inc.	\$ 324.02	MER	3.00%	9.73	B	3.82	Merchandising
OFFICE SUPPLIES	7040110	90505000	BOYS & GIRLS	1114	Target Enterprise, Inc.	\$ 133.52	MER	3.00%	4.01	B	1.58	Merchandising
OFFICE SUPPLIES	7040110	90606000	DOMESTICS DIVISION	1114	Target Enterprise, Inc.	\$ 56.55	MER	3.00%	1.70	B	0.67	Merchandising
OFFICE SUPPLIES	7040110	90107000	MPSD MANAGEMENT	1114	Target Enterprise, Inc.	\$ 449.15	MER	3.00%	13.49	B	5.30	Merchandising
OFFICE SUPPLIES	7040110	90110000	MPSD NON MANAGEMENT	1114	Target Enterprise, Inc.	\$ 806.94	MER	3.00%	24.23	B	9.52	Merchandising
OFFICE SUPPLIES	7040110	90500000	MOBILE STRATEGY	1114	Target Enterprise, Inc.	\$ 197.02	MER	3.00%	5.92	B	2.32	Merchandising
OFFICE SUPPLIES	7040110	93246000	MPD PRESENTATION	1114	Target Enterprise, Inc.	\$ 722.31	MER	3.00%	21.69	B	8.52	Merchandising
SAMPLES EXPENSE	7040190	90505000	BOYS & GIRLS	1114	Target Enterprise, Inc.	\$ 629.46	MER	3.00%	18.90	B	7.43	Merchandising
SAMPLES EXPENSE	7040190	90606000	DOMESTICS DIVISION	1114	Target Enterprise, Inc.	\$ 21.55	MER	3.00%	0.65	B	0.25	Merchandising
EQUIPMENT EXPENSE	7040260	90500000	MOBILE STRATEGY	1114	Target Enterprise, Inc.	\$ 10,990.72	MER	3.00%	330.01	B	129.65	Merchandising
SOFTWARE MAINTENANCE	7050400	90107000	MPSD MANAGEMENT	1114	Target Enterprise, Inc.	\$ 10,155.50	MER	3.00%	304.93	B	119.79	Merchandising
POSTAGE	7062180	90304000	FOOD OPERATIONS	1114	Target Enterprise, Inc.	\$ 34.57	MER	3.00%	1.04	B	0.41	Merchandising
PRINTING/DUPLICATING	7062200	90304000	FOOD OPERATIONS	1114								

OTH MEALS/ENTERTAIN	7120120	90047000	BUYERS IN TRAINING	1114	Target Enterprise, Inc.	\$ 211.09	MER	3.00%	6.34	B	2.49	Merchandising
OTH MEALS/ENTERTAIN	7120120	90055000	BOYS & GIRLS	1114	Target Enterprise, Inc.	\$ 180.11	MER	3.00%	5.41	B	2.12	Merchandising
OTH MEALS/ENTERTAIN	7120120	90065000	DOMESTICS DIVISION	1114	Target Enterprise, Inc.	\$ 249.88	MER	3.00%	7.50	B	2.95	Merchandising
OTH MEALS/ENTERTAIN	7120120	90107000	MPSD MANAGEMENT	1114	Target Enterprise, Inc.	\$ 56.08	MER	3.00%	1.68	B	0.66	Merchandising
OTH MEALS/ENTERTAIN	7120120	90110000	MPSD NON MANAGEMENT	1114	Target Enterprise, Inc.	\$ 237.13	MER	3.00%	7.12	B	2.80	Merchandising
OTH MEALS/ENTERTAIN	7120120	90500000	MOBILE STRATEGY	1114	Target Enterprise, Inc.	\$ 33.86	MER	3.00%	1.02	B	0.40	Merchandising
OTH MEALS/ENTERTAIN	7120120	93246000	MPD PRESENTATION	1114	Target Enterprise, Inc.	\$ 1,305.10	MER	3.00%	39.19	B	15.39	Merchandising
AIRFARE	7120130	90034000	FOOD OPERATIONS	1114	Target Enterprise, Inc.	\$ 3,442.84	MER	3.00%	103.38	B	40.61	Merchandising
AIRFARE	7120130	90047000	BUYERS IN TRAINING	1114	Target Enterprise, Inc.	\$ 1,463.58	MER	3.00%	43.95	B	17.26	Merchandising
AIRFARE	7120130	90065000	DOMESTICS DIVISION	1114	Target Enterprise, Inc.	\$ 928.03	MER	3.00%	27.87	B	10.95	Merchandising
AIRFARE	7120130	90107000	MPSD MANAGEMENT	1114	Target Enterprise, Inc.	\$ 1,180.64	MER	3.00%	35.45	B	13.93	Merchandising
AIRFARE	7120130	90109000	MPSD BPCS	1114	Target Enterprise, Inc.	\$ 1,826.84	MER	3.00%	54.85	B	21.55	Merchandising
AIRFARE	7120130	90110000	MPSD NON MANAGEMENT	1114	Target Enterprise, Inc.	\$ 130.00	MER	3.00%	3.90	B	1.53	Merchandising
AIRFARE	7120130	90500000	MOBILE STRATEGY	1114	Target Enterprise, Inc.	\$ 5,281.98	MER	3.00%	158.60	B	62.31	Merchandising
AIRFARE	7120130	93246000	MPD PRESENTATION	1114	Target Enterprise, Inc.	\$ 586.51	MER	3.00%	17.61	B	6.92	Merchandising
TRAVEL EXPENSES	7120140	90034000	FOOD OPERATIONS	1114	Target Enterprise, Inc.	\$ 1,413.52	MER	3.00%	42.44	B	16.67	Merchandising
TRAVEL EXPENSES	7120140	90047000	BUYERS IN TRAINING	1114	Target Enterprise, Inc.	\$ 36.43	MER	3.00%	1.09	B	0.43	Merchandising
TRAVEL EXPENSES	7120140	90055000	BOYS & GIRLS	1114	Target Enterprise, Inc.	\$ 5,378.41	MER	3.00%	161.49	B	63.44	Merchandising
TRAVEL EXPENSES	7120140	90065000	DOMESTICS DIVISION	1114	Target Enterprise, Inc.	\$ 1,181.71	MER	3.00%	35.48	B	13.94	Merchandising
TRAVEL EXPENSES	7120140	90107000	MPSD MANAGEMENT	1114	Target Enterprise, Inc.	\$ 1,713.02	MER	3.00%	51.44	B	20.21	Merchandising
TRAVEL EXPENSES	7120140	90109000	MPSD BPCS	1114	Target Enterprise, Inc.	-\$ 1,384.32	MER	3.00%	(41.57)	B	(16.33)	Merchandising
TRAVEL EXPENSES	7120140	90110000	MPSD NON MANAGEMENT	1114	Target Enterprise, Inc.	\$ 632.37	MER	3.00%	28.00	B	11.00	Merchandising
TRAVEL EXPENSES	7120140	90500000	MOBILE STRATEGY	1114	Target Enterprise, Inc.	\$ 560.00	MER	3.00%	2.40	B	0.94	Merchandising
TRAVEL EXPENSES	7120140	93246000	MPD PRESENTATION	1114	Target Enterprise, Inc.	\$ 3,389.74	MER	3.00%	102.08	B	40.10	Merchandising
MILE/PARK REIMB EXP	7120150	90034000	FOOD OPERATIONS	1114	Target Enterprise, Inc.	\$ 484.62	MER	3.00%	14.55	B	5.72	Merchandising
MILE/PARK REIMB EXP	7120150	90047000	BUYERS IN TRAINING	1114	Target Enterprise, Inc.	\$ 2,200.00	MER	3.00%	0.60	B	0.24	Merchandising
MILE/PARK REIMB EXP	7120150	90065000	DOMESTICS DIVISION	1114	Target Enterprise, Inc.	\$ 66.00	MER	3.00%	1.98	B	0.78	Merchandising
MILE/PARK REIMB EXP	7120150	90107000	MPSD MANAGEMENT	1114	Target Enterprise, Inc.	\$ 66.00	MER	3.00%	1.98	B	0.78	Merchandising
MILE/PARK REIMB EXP	7120150	90109000	MPSD BPCS	1114	Target Enterprise, Inc.	\$ 81.76	MER	3.00%	2.45	B	0.96	Merchandising
MILE/PARK REIMB EXP	7120150	90110000	MPSD NON MANAGEMENT	1114	Target Enterprise, Inc.	\$ 150.00	MER	3.00%	4.50	B	1.77	Merchandising
MILE/PARK REIMB EXP	7120150	93246000	MPD PRESENTATION	1114	Target Enterprise, Inc.	\$ 358.00	MER	3.00%	10.75	B	4.22	Merchandising
CAR RENTAL	7120160	90034000	FOOD OPERATIONS	1114	Target Enterprise, Inc.	\$ 499.62	MER	3.00%	15.00	B	5.89	Merchandising
CAR RENTAL	7120160	93246000	MPD PRESENTATION	1114	Target Enterprise, Inc.	\$ 323.57	MER	3.00%	9.72	B	3.82	Merchandising
FOREIGN AIRFARE	7120170	90034000	FOOD OPERATIONS	1114	Target Enterprise, Inc.	-\$ 8,614.77	MER	3.00%	(258.67)	B	(101.62)	Merchandising
FOREIGN AIRFARE	7120170	90500000	MOBILE STRATEGY	1114	Target Enterprise, Inc.	\$ 9,837.75	MER	3.00%	295.39	B	116.05	Merchandising
FOREIGN TRAVEL EXP	7120180	90034000	FOOD OPERATIONS	1114	Target Enterprise, Inc.	\$ 385.82	MER	3.00%	11.88	B	4.67	Merchandising
FOREIGN TRAVEL EXP	7120180	90047000	BUYERS IN TRAINING	1114	Target Enterprise, Inc.	-\$ 209.88	MER	3.00%	(6.30)	B	(2.48)	Merchandising
FOREIGN TRAVEL EXP	7120180	90054000	MERCH PROCESS	1114	Target Enterprise, Inc.	\$ 432.79	MER	3.00%	13.00	B	5.11	Merchandising
FOREIGN TRAVEL EXP	7120180	90107000	MPSD MANAGEMENT	1114	Target Enterprise, Inc.	\$ 136.10	MER	3.00%	4.09	B	1.61	Merchandising
FOREIGN MEALS/ENTERT	7120190	90054000	MERCH PROCESS	1114	Target Enterprise, Inc.	\$ 65.63	MER	3.00%	1.97	B	0.77	Merchandising
DATA NETWORK EXPENSE	7140110	90034000	FOOD OPERATIONS	1114	Target Enterprise, Inc.	\$ 53.80	MER	3.00%	1.62	B	0.63	Merchandising
DATA NETWORK EXPENSE	7140110	90065000	DOMESTICS DIVISION	1114	Target Enterprise, Inc.	\$ 51.95	MER	3.00%	1.56	B	0.61	Merchandising
DATA NETWORK EXPENSE	7140110	90107000	MPSD MANAGEMENT	1114	Target Enterprise, Inc.	\$ 20.95	MER	3.00%	0.63	B	0.25	Merchandising
DATA NETWORK EXPENSE	7140110	90500000	MOBILE STRATEGY	1114	Target Enterprise, Inc.	\$ 28.00	MER	3.00%	0.84	B	0.33	Merchandising
DATA NETWORK EXPENSE	7140110	93246000	MPD PRESENTATION	1114	Target Enterprise, Inc.	\$ 12.99	MER	3.00%	0.39	B	0.15	Merchandising
CELL PHONE EXPENSE	7140140	90034000	FOOD OPERATIONS	1114	Target Enterprise, Inc.	\$ 952.66	MER	3.00%	28.60	B	11.24	Merchandising
CELL PHONE EXPENSE	7140140	90043000	STRATEGIC PRICING	1114	Target Enterprise, Inc.	\$ 1,659.82	MER	3.00%	49.84	B	19.58	Merchandising
CELL PHONE EXPENSE	7140140	90047000	BUYERS IN TRAINING	1114	Target Enterprise, Inc.	\$ 1,950.40	MER	3.00%	58.56	B	23.01	Merchandising
CELL PHONE EXPENSE	7140140	90054000	MERCH PROCESS	1114	Target Enterprise, Inc.	\$ 1,883.07	MER	3.00%	56.54	B	22.21	Merchandising
CELL PHONE EXPENSE	7140140	90055000	BOYS & GIRLS	1114	Target Enterprise, Inc.	\$ 946.56	MER	3.00%	28.42	B	11.17	Merchandising
CELL PHONE EXPENSE	7140140	90065000	DOMESTICS DIVISION	1114	Target Enterprise, Inc.	\$ 1,411.62	MER	3.00%	42.39	B	16.65	Merchandising
CELL PHONE EXPENSE	7140140	90107000	MPSD MANAGEMENT	1114	Target Enterprise, Inc.	\$ 1,883.78	MER	3.00%	56.56	B	22.22	Merchandising
CELL PHONE EXPENSE	7140140	90109000	MPSD BPCS	1114	Target Enterprise, Inc.	\$ 6,575.46	MER	3.00%	197.44	B	77.56	Merchandising
CELL PHONE EXPENSE	7140140	90110000	MPSD NON MANAGEMENT	1114	Target Enterprise, Inc.	\$ 1,900.12	MER	3.00%	57.05	B	22.41	Merchandising
CELL PHONE EXPENSE	7140140	90500000	MOBILE STRATEGY	1114	Target Enterprise, Inc.	\$ 5,745.92	MER	3.00%	172.53	B	67.78	Merchandising
CELL PHONE EXPENSE	7140140	93246000	MPD PRESENTATION	1114	Target Enterprise, Inc.	\$ 2,679.34	MER	3.00%	80.45	B	31.61	Merchandising
LICENCE/FEE/OTHTAXES	7163210	90034000	FOOD OPERATIONS	1114	Target Enterprise, Inc.	\$ 255.00	MER	3.00%	7.66	B	3.01	Merchandising
OTHER EXPENSE	7192110	90055000	BOYS & GIRLS	1114	Target Enterprise, Inc.	-\$ 179.91	MER	3.00%	(5.40)	B	(2.12)	Merchandising
OTHER EXPENSE	7192110	90065000	DOMESTICS DIVISION	1114	Target Enterprise, Inc.	\$ 39.00	MER	3.00%	1.17	B	0.46	Merchandising
CNTRL INTRA/C CHRG	7210135	90107000	MPSD MANAGEMENT	1114	Target Enterprise, Inc.	\$ 3.75	MER	3.00%	0.11	B	0.04	Merchandising
CNTRL INTRA/C CHRG	7210135	90109000	MPSD BPCS	1114	Target Enterprise, Inc.	\$ 4.95	MER	3.00%	0.15	B	0.06	Merchandising
CNTRL INTRA/C CHRG	7210135	90110000	MPSD NON MANAGEMENT	1114	Target Enterprise, Inc.	\$ 25.01	MER	3.00%	0.75	B	0.30	Merchandising
CNTRL INTRA/C CHRG	7210135	93246000	MPD PRESENTATION	1114	Target Enterprise, Inc.	\$ 76,705.60	MER	3.00%	2,303.18	B	904.82	Merchandising
IC CHARGEOUT	7220110	90107000	MPSD MANAGEMENT	1114	Target Enterprise, Inc.	\$ 42.66	MER	3.00%	1.28	B	0.50	Merchandising
CONSTRUCTION EXPENSE	7191120	90109000	MPSD BPCS	1114	Target Enterprise, Inc.	-\$ 10,314.00	MER	3.00%	(309.69)	B	(121.66)	Merchandising
THIRD PARTY PRTR INC	7192395	90034000	FOOD OPERATIONS	1114	Target Enterprise, Inc.	\$ 409,735.08	MER	3.00%	12,302.80	B	4,833.24	Merchandising
THIRD PARTY PRTR INC	7192395	90107000	MPSD MANAGEMENT	1114	Target Enterprise, Inc.	-\$ 250,130.87	MER	3.00%	(7,510.49)	B	(2,950.55)	Merchandising
MAINT/SERV CONTRACTS	7050510	90107000	MPSD MANAGEMENT	1114	Target Enterprise, Inc.	\$ 663,769.46	MER	3.00%	19,930.50	C	19,930.50	Merchandising
MISC BENEFITS EXP	7021270	90140000	CIRC CREATIVE ADMIN	1114	Target Enterprise, Inc.	\$ 278.10	MKT	7.71%	21.45	A	8.43	Marketing
MISC BENEFITS EXP	7021270	90143000	SALES PROMOTION MKT	1114	Target Enterprise, Inc.	\$ 207.17	MKT	7.71%	15.98	A	6.28	Marketing
MISC BENEFITS EXP	7021270	90160000	VP CREATIVE	1114	Target Enterprise, Inc.	\$ 95.69	MKT	7.71%	7.38	A	2.90	Marketing
MISC BENEFITS EXP	7021270	90175000	CREATIVE STUDIO	1114	Target Enterprise, Inc.	\$ 201.30	MKT	7.71%	15.52	A	6.10	Marketing
MISC BENEFITS EXP	7021270	90458000	SVP COMM ADMIN	1114	Target Enterprise, Inc.	\$ 20.99	MKT	7.71%	1.62	A	0.64	Marketing
2014PROD001ANWORKING	7030115	90160000	VP CREATIVE	1114	Target Enterprise, Inc.	\$ 1,054.69	MKT	7.71%	81.34	B	31.95	Marketing
2014PROD001ANWORKING	7030115	90175000	CREATIVE STUDIO	1114	Target Enterprise, Inc.	\$ 6,613.00	MKT	7.71%	525.42	B	206.42	Marketing
OFFICE SUPPLIES	7040110	90141000	CREATIVE DIRECTION	1114	Target Enterprise, Inc.	\$ 446.44	MKT	7.71%	34.43	B	13.53	Marketing
OFFICE SUPPLIES	7040110	90143000	SALES PROMOTION MKT	1114	Target Enterprise, Inc.	\$ 5.66	MKT	7.71%	0.51	B	0.20	Marketing
OFFICE SUPPLIES	7040110	90160000	VP CREATIVE	1114	Target Enterprise, Inc.	\$ 799.73	MKT	7.71%	61.68	B	24.23	Marketing
OFFICE SUPPLIES	7040110	90175000	CREATIVE STUDIO	1114	Target Enterprise, Inc.	\$ 637.85	MKT	7.71%	49.19	B	19.33	Marketing
OFFICE SUPPLIES	7040110	90179000	CREATIVE OPS EXECUTE	1114	Target Enterprise, Inc.	\$ 423.34	MKT	7.71%	32.65	B	12.83	Marketing
OFFICE SUPPLIES	7040110	90194000	ISM PROJECT MGMT	1114	Target Enterprise, Inc.	\$ 1.01	MKT	7.71%	0.08	B	0.03	Marketing
OFFICE SUPPLIES	7040110	90205000	GUEST INSIGHTS	1114	Target Enterprise, Inc.	\$ 346.10	MKT	7.71%	26.69	B	10.49	Marketing
OFFICE SUPPLIES	7040110	90459000	SVP COMM ADMIN	1114	Target Enterprise, Inc.	\$ 25.18	MKT	7.71%	1.94	B	0.76	Marketing
OFFICE SUPPLIES	7040110	92105000	PRINT MGMT	1114	Target Enterprise, Inc.	\$ 8.02	MKT	7.71%	0.62	B	0.24	Marketing
OFFICE SUPPLIES	7040110	93457000	PLANNING AND OPTIMIZ	1114	Target Enterprise, Inc.	\$ 18.25	MKT	7.71%	1.41	B	0.55	Marketing
SAMPLES EXPENSE	7040190	90160000	VP CREATIVE	1114	Target Enterprise, Inc.	\$ 767.32	MKT	7.71%	58.41	B	22.94	Marketing
SAMPLES EXPENSE	7040190	90175000	CREATIVE STUDIO	1114	Target Enterprise, Inc.	\$ 67.81	MKT	7.71%	5.23	B	2.05	Marketing
SAMPLES EXPENSE	7040190	90196000	ISM PLANNER	1114	Target Enterprise, Inc.	\$ 2,104.46	MKT	7.71%	162.30	B	63.76	Marketing
SAMPLES EXPENSE	7040190	90205000	GUEST INSIGHTS	1114	Target Enterprise, Inc.	\$ 2.50	MKT	7.71%	0.19	B	0.08	Marketing
OPERATING SUPPLIES	7040220	90139000	PHOTO STUDIO	1114	Target Enterprise, Inc.	\$ 2,626.09	MKT	7.71%	202.53	B	79.56	Marketing
OPERATING SUPPLIES	7040220	90175000	CREATIVE STUDIO	1114	Target Enterprise, Inc.	\$ 84.00	MKT	7.71%	6.48	B	2.54	Marketing
OPERATING SUPPLIES	7040220	90179000	CREATIVE OPS EXECUTE	1114	Target Enterprise, Inc.	\$ 2,783.54	MKT	7.71%	214.67	B	84.33	Marketing
OPERATING SUPPLIES	7040220	90205000	GUEST INSIGHTS	1114	Target Enterprise, Inc.	\$ 14.39	MKT	7.71%	1.11	B	0.44	Marketing
EQUIPMENT EXPENSE	7040260	90175000	CREATIVE STUDIO	1114	Target Enterprise, Inc.	\$ 185.36	MKT	7.71%	14.30	B	5.62	Marketing
EQUIPMENT EXPENSE	7040260	90205000	GUEST INSIGHTS	1114	Target Enterprise, Inc.	\$ 20.00	MKT	7.71%	1.54	B	0.61	Marketing
OPER EQUIPMENT SUPPL	7040280	90179000	CREATIVE OPS EXECUTE	1114	Target Enterprise, Inc.	\$ 38.78	MKT	7.71%	2.99	B	1.17	Marketing
POSTAGE	7062180	90175000	CREATIVE STUDIO	1114	Target Enterprise, Inc.	\$ 22.02	MKT	7.71%	1.70	B	0.67	Marketing
POSTAGE	7062180	90458000	SVP COMM ADMIN	1114	Target Enterprise, Inc.	\$						



TM MEALS/ENTERTAINMT	7120110	9019000	ISM PLANNER	1114	Target Enterprise, Inc.	\$ 679.68	MKT	7.71%	52.42	B	20.59	Marketing
TM MEALS/ENTERTAINMT	7120110	9020100	SAMPLE MANAGEMENT	1114	Target Enterprise, Inc.	\$ 159.62	MKT	7.71%	12.31	B	4.84	Marketing
TM MEALS/ENTERTAINMT	7120110	9020500	GUEST INSIGHTS	1114	Target Enterprise, Inc.	\$ 324.65	MKT	7.71%	25.04	B	9.84	Marketing
TM MEALS/ENTERTAINMT	7120110	9045800	SVP COMM ADMIN	1114	Target Enterprise, Inc.	\$ 7,561.91	MKT	7.71%	583.18	B	229.11	Marketing
TM MEALS/ENTERTAINMT	7120110	9210500	PRINT MGMT	1114	Target Enterprise, Inc.	\$ 132.93	MKT	7.71%	10.25	B	4.03	Marketing
OTH MEALS/ENTERTAIN	7120120	9013000	PHOTO STUDIO	1114	Target Enterprise, Inc.	\$ 97.82	MKT	7.71%	7.54	B	2.96	Marketing
OTH MEALS/ENTERTAIN	7120120	9014000	CIRC CREATIVE ADMIN	1114	Target Enterprise, Inc.	\$ 91.45	MKT	7.71%	7.05	B	2.77	Marketing
OTH MEALS/ENTERTAIN	7120120	9014100	CREATIVE DIRECTION	1114	Target Enterprise, Inc.	\$ 52.95	MKT	7.71%	4.08	B	1.60	Marketing
OTH MEALS/ENTERTAIN	7120120	9016000	VP CREATIVE	1114	Target Enterprise, Inc.	\$ 783.16	MKT	7.71%	60.40	B	23.73	Marketing
OTH MEALS/ENTERTAIN	7120120	9017500	CREATIVE STUDIO	1114	Target Enterprise, Inc.	\$ 4,323.28	MKT	7.71%	333.41	B	130.98	Marketing
OTH MEALS/ENTERTAIN	7120120	9017900	CREATIVE OPS EXECUTE	1114	Target Enterprise, Inc.	\$ 593.56	MKT	7.71%	45.78	B	17.98	Marketing
OTH MEALS/ENTERTAIN	7120120	9019300	ISM PROCUREMENT	1114	Target Enterprise, Inc.	\$ 41.54	MKT	7.71%	3.20	B	1.26	Marketing
OTH MEALS/ENTERTAIN	7120120	9019600	ISM PLANNER	1114	Target Enterprise, Inc.	\$ 141.26	MKT	7.71%	10.89	B	4.28	Marketing
OTH MEALS/ENTERTAIN	7120120	9020500	GUEST INSIGHTS	1114	Target Enterprise, Inc.	\$ 918.19	MKT	7.71%	70.81	B	27.82	Marketing
AIRFARE	7120130	9013000	PHOTO STUDIO	1114	Target Enterprise, Inc.	\$ 50.00	MKT	7.71%	3.86	B	1.51	Marketing
AIRFARE	7120130	9014000	CIRC CREATIVE ADMIN	1114	Target Enterprise, Inc.	\$ 379.34	MKT	7.71%	29.25	B	11.49	Marketing
AIRFARE	7120130	9014100	CREATIVE DIRECTION	1114	Target Enterprise, Inc.	\$ 476.20	MKT	7.71%	36.72	B	14.43	Marketing
AIRFARE	7120130	9016000	VP CREATIVE	1114	Target Enterprise, Inc.	\$ 3,248.91	MKT	7.71%	250.56	B	98.43	Marketing
AIRFARE	7120130	9017500	CREATIVE STUDIO	1114	Target Enterprise, Inc.	\$ 17,715.68	MKT	7.71%	1,366.24	B	536.74	Marketing
AIRFARE	7120130	9017900	CREATIVE OPS EXECUTE	1114	Target Enterprise, Inc.	\$ 6,622.38	MKT	7.71%	503.01	B	197.61	Marketing
AIRFARE	7120130	9019300	ISM PROCUREMENT	1114	Target Enterprise, Inc.	\$ 555.40	MKT	7.71%	42.83	B	16.83	Marketing
AIRFARE	7120130	9019400	ISM PROJECT MGMT	1114	Target Enterprise, Inc.	\$ 1,091.99	MKT	7.71%	84.21	B	33.08	Marketing
AIRFARE	7120130	9019500	ISM PLANNER	1114	Target Enterprise, Inc.	\$ 2,395.19	MKT	7.71%	183.95	B	72.27	Marketing
AIRFARE	7120130	9020100	SAMPLE MANAGEMENT	1114	Target Enterprise, Inc.	\$ 1,037.60	MKT	7.71%	80.02	B	31.44	Marketing
AIRFARE	7120130	9020500	GUEST INSIGHTS	1114	Target Enterprise, Inc.	\$ 5,525.40	MKT	7.71%	426.12	B	167.41	Marketing
AIRFARE	7120130	9345700	PLANNING AND OPTIMIZ	1114	Target Enterprise, Inc.	\$ 1,368.32	MKT	7.71%	105.53	B	41.46	Marketing
TRAVEL EXPENSES	7120140	9013000	PHOTO STUDIO	1114	Target Enterprise, Inc.	\$ 1,810.00	MKT	7.71%	139.59	B	54.84	Marketing
TRAVEL EXPENSES	7120140	9014000	CIRC CREATIVE ADMIN	1114	Target Enterprise, Inc.	\$ 761.53	MKT	7.71%	58.73	B	23.07	Marketing
TRAVEL EXPENSES	7120140	9014100	CREATIVE DIRECTION	1114	Target Enterprise, Inc.	\$ 1,578.20	MKT	7.71%	121.71	B	47.82	Marketing
TRAVEL EXPENSES	7120140	9016000	VP CREATIVE	1114	Target Enterprise, Inc.	\$ 1,609.72	MKT	7.71%	124.14	B	48.77	Marketing
TRAVEL EXPENSES	7120140	9017500	CREATIVE STUDIO	1114	Target Enterprise, Inc.	\$ 36,459.67	MKT	7.71%	2,811.79	B	1,104.63	Marketing
TRAVEL EXPENSES	7120140	9017900	CREATIVE OPS EXECUTE	1114	Target Enterprise, Inc.	\$ 5,996.90	MKT	7.71%	461.71	B	181.39	Marketing
TRAVEL EXPENSES	7120140	9019300	ISM PROCUREMENT	1114	Target Enterprise, Inc.	\$ 384.39	MKT	7.71%	29.64	B	11.65	Marketing
TRAVEL EXPENSES	7120140	9019600	ISM PLANNER	1114	Target Enterprise, Inc.	\$ 2,895.86	MKT	7.71%	223.33	B	87.74	Marketing
TRAVEL EXPENSES	7120140	9020500	GUEST INSIGHTS	1114	Target Enterprise, Inc.	\$ 5,836.01	MKT	7.71%	450.08	B	176.82	Marketing
TRAVEL EXPENSES	7120140	9045800	SVP COMM ADMIN	1114	Target Enterprise, Inc.	\$ 250.00	MKT	7.71%	19.28	B	7.57	Marketing
MILE/PARK REIMB EXP	7120150	9013700	PRINT BUYING	1114	Target Enterprise, Inc.	\$ 211.66	MKT	7.71%	16.32	B	6.41	Marketing
MILE/PARK REIMB EXP	7120150	9013900	PHOTO STUDIO	1114	Target Enterprise, Inc.	\$ 95.00	MKT	7.71%	7.33	B	2.88	Marketing
MILE/PARK REIMB EXP	7120150	9014000	CIRC CREATIVE ADMIN	1114	Target Enterprise, Inc.	\$ 28.00	MKT	7.71%	2.16	B	0.85	Marketing
MILE/PARK REIMB EXP	7120150	9014100	CREATIVE DIRECTION	1114	Target Enterprise, Inc.	\$ 36.00	MKT	7.71%	2.78	B	1.09	Marketing
MILE/PARK REIMB EXP	7120150	9016000	VP CREATIVE	1114	Target Enterprise, Inc.	\$ 287.40	MKT	7.71%	22.16	B	8.71	Marketing
MILE/PARK REIMB EXP	7120150	9017500	CREATIVE STUDIO	1114	Target Enterprise, Inc.	\$ 1,451.04	MKT	7.71%	111.91	B	43.96	Marketing
MILE/PARK REIMB EXP	7120150	9017900	CREATIVE OPS EXECUTE	1114	Target Enterprise, Inc.	\$ 841.44	MKT	7.71%	64.89	B	25.49	Marketing
MILE/PARK REIMB EXP	7120150	9019300	ISM PROCUREMENT	1114	Target Enterprise, Inc.	\$ 1,002.70	MKT	7.71%	77.33	B	30.38	Marketing
MILE/PARK REIMB EXP	7120150	9019400	ISM PROJECT MGMT	1114	Target Enterprise, Inc.	\$ 510.89	MKT	7.71%	39.40	B	15.48	Marketing
MILE/PARK REIMB EXP	7120150	9019600	ISM PLANNER	1114	Target Enterprise, Inc.	\$ 160.25	MKT	7.71%	12.36	B	4.86	Marketing
MILE/PARK REIMB EXP	7120150	9020100	SAMPLE MANAGEMENT	1114	Target Enterprise, Inc.	\$ 723.95	MKT	7.71%	55.83	B	21.93	Marketing
MILE/PARK REIMB EXP	7120150	9020500	GUEST INSIGHTS	1114	Target Enterprise, Inc.	\$ 457.83	MKT	7.71%	35.31	B	13.87	Marketing
CAR RENTAL	7120160	9017500	CREATIVE STUDIO	1114	Target Enterprise, Inc.	\$ 823.23	MKT	7.71%	63.49	B	24.94	Marketing
CAR RENTAL	7120160	9017900	CREATIVE OPS EXECUTE	1114	Target Enterprise, Inc.	\$ 184.95	MKT	7.71%	14.26	B	5.60	Marketing
CAR RENTAL	7120160	9020500	GUEST INSIGHTS	1114	Target Enterprise, Inc.	\$ 203.87	MKT	7.71%	15.72	B	6.18	Marketing
FOREIGN AIRFARE	7120170	9014100	CREATIVE DIRECTION	1114	Target Enterprise, Inc.	\$ 848.34	MKT	7.71%	65.42	B	25.70	Marketing
FOREIGN AIRFARE	7120170	9014300	SALES PROMOTION MKT	1114	Target Enterprise, Inc.	\$ 14,196.40	MKT	7.71%	1,094.84	B	430.11	Marketing
FOREIGN AIRFARE	7120170	9016000	VP CREATIVE	1114	Target Enterprise, Inc.	\$ 788.50	MKT	7.71%	61.58	B	24.19	Marketing
FOREIGN AIRFARE	7120170	9017500	CREATIVE STUDIO	1114	Target Enterprise, Inc.	\$ 8,996.30	MKT	7.71%	693.80	B	272.56	Marketing
FOREIGN AIRFARE	7120170	9017900	CREATIVE OPS EXECUTE	1114	Target Enterprise, Inc.	\$ 8,996.30	MKT	7.71%	693.80	B	272.56	Marketing
FOREIGN AIRFARE	7120170	9019300	ISM PROCUREMENT	1114	Target Enterprise, Inc.	\$ 1,463.71	MKT	7.71%	112.88	B	44.35	Marketing
FOREIGN AIRFARE	7120170	9019400	ISM PROJECT MGMT	1114	Target Enterprise, Inc.	\$ -2,457.00	MKT	7.71%	(189.49)	B	(74.44)	Marketing
FOREIGN AIRFARE	7120170	9020500	GUEST INSIGHTS	1114	Target Enterprise, Inc.	\$ -126.32	MKT	7.71%	(9.74)	B	(3.83)	Marketing
FOREIGN TRAVEL EXP	7120180	9013000	PHOTO STUDIO	1114	Target Enterprise, Inc.	\$ 1,415.13	MKT	7.71%	109.14	B	42.87	Marketing
FOREIGN TRAVEL EXP	7120180	9016000	VP CREATIVE	1114	Target Enterprise, Inc.	\$ 804.51	MKT	7.71%	62.04	B	24.37	Marketing
FOREIGN TRAVEL EXP	7120180	9017500	CREATIVE STUDIO	1114	Target Enterprise, Inc.	\$ 3,536.82	MKT	7.71%	272.76	B	107.16	Marketing
FOREIGN TRAVEL EXP	7120180	9019300	ISM PROCUREMENT	1114	Target Enterprise, Inc.	\$ 1,687.81	MKT	7.71%	130.17	B	51.14	Marketing
FOREIGN TRAVEL EXP	7120180	9020500	GUEST INSIGHTS	1114	Target Enterprise, Inc.	\$ 76.76	MKT	7.71%	5.92	B	2.33	Marketing
FOREIGN MEALS/ENTERT	7120190	9013000	PHOTO STUDIO	1114	Target Enterprise, Inc.	\$ 39.84	MKT	7.71%	3.07	B	1.21	Marketing
FOREIGN MEALS/ENTERT	7120190	9016000	VP CREATIVE	1114	Target Enterprise, Inc.	\$ 133.84	MKT	7.71%	10.32	B	4.06	Marketing
FOREIGN MEALS/ENTERT	7120190	9017500	CREATIVE STUDIO	1114	Target Enterprise, Inc.	\$ 392.25	MKT	7.71%	30.25	B	11.88	Marketing
FOREIGN MEALS/ENTERT	7120190	9019300	ISM PROCUREMENT	1114	Target Enterprise, Inc.	\$ 507.67	MKT	7.71%	39.15	B	15.38	Marketing
DATA NETWORK EXPENSE	7140110	9016000	VP CREATIVE	1114	Target Enterprise, Inc.	\$ 53.80	MKT	7.71%	4.15	B	1.63	Marketing
DATA NETWORK EXPENSE	7140110	9017500	CREATIVE STUDIO	1114	Target Enterprise, Inc.	\$ 346.55	MKT	7.71%	26.73	B	10.50	Marketing
DATA NETWORK EXPENSE	7140110	9017900	CREATIVE OPS EXECUTE	1114	Target Enterprise, Inc.	\$ -422.12	MKT	7.71%	(32.55)	B	(12.79)	Marketing
DATA NETWORK EXPENSE	7140110	9020500	GUEST INSIGHTS	1114	Target Enterprise, Inc.	\$ 433.78	MKT	7.71%	3.38	B	1.33	Marketing
LOC TEL USAGE EXP	7140130	9017900	CREATIVE OPS EXECUTE	1114	Target Enterprise, Inc.	\$ 13.20	MKT	7.71%	1.02	B	0.40	Marketing
CELL PHONE EXPENSE	7140140	9013700	PRINT BUYING	1114	Target Enterprise, Inc.	\$ 55.79	MKT	7.71%	4.30	B	1.69	Marketing
CELL PHONE EXPENSE	7140140	9013900	PHOTO STUDIO	1114	Target Enterprise, Inc.	\$ 180.66	MKT	7.71%	13.93	B	5.47	Marketing
CELL PHONE EXPENSE	7140140	9014000	CIRC CREATIVE ADMIN	1114	Target Enterprise, Inc.	\$ 626.82	MKT	7.71%	48.34	B	18.99	Marketing
CELL PHONE EXPENSE	7140140	9014100	CREATIVE DIRECTION	1114	Target Enterprise, Inc.	\$ 237.59	MKT	7.71%	18.32	B	7.20	Marketing
CELL PHONE EXPENSE	7140140	9014300	SALES PROMOTION MKT	1114	Target Enterprise, Inc.	\$ 55.64	MKT	7.71%	4.29	B	1.69	Marketing
CELL PHONE EXPENSE	7140140	9016000	VP CREATIVE	1114	Target Enterprise, Inc.	\$ 871.65	MKT	7.71%	67.22	B	26.41	Marketing
CELL PHONE EXPENSE	7140140	9017500	CREATIVE STUDIO	1114	Target Enterprise, Inc.	\$ 3,903.05	MKT	7.71%	301.01	B	118.25	Marketing
CELL PHONE EXPENSE	7140140	9017900	CREATIVE OPS EXECUTE	1114	Target Enterprise, Inc.	\$ 4,899.11	MKT	7.71%	377.82	B	148.43	Marketing
CELL PHONE EXPENSE	7140140	9019300	ISM PROCUREMENT	1114	Target Enterprise, Inc.	\$ 60.00	MKT	7.71%	4.63	B	1.82	Marketing
CELL PHONE EXPENSE	7140140	9019400	ISM PROJECT MGMT	1114	Target Enterprise, Inc.	\$ 231.34	MKT	7.71%	17.84	B	7.01	Marketing
CELL PHONE EXPENSE	7140140	9019600	ISM PLANNER	1114	Target Enterprise, Inc.	\$ 400.35	MKT	7.71%	30.88	B	12.13	Marketing
CELL PHONE EXPENSE	7140140	9019800	PROJECT MANAGEMENT	1114	Target Enterprise, Inc.	\$ 282.10	MKT	7.71%	21.76	B	8.55	Marketing
CELL PHONE EXPENSE	7140140	9020500	GUEST INSIGHTS	1114	Target Enterprise, Inc.	\$ 1,889.38	MKT	7.71%	145.71	B	57.24	Marketing
CELL PHONE EXPENSE	7140140	9045800	SVP COMM ADMIN	1114	Target Enterprise, Inc.	\$ 1,689.26	MKT	7.71%	130.28	B	51.18	Marketing
CELL PHONE EXPENSE	7140140	9210500	PRINT MGMT	1114	Target Enterprise, Inc.	\$ 118.71	MKT	7.71%	9.15	B	3.60	Marketing
CELL PHONE EXPENSE	7140140	9345700	PLANNING AND OPTIMIZ	1114	Target Enterprise, Inc.	\$ 322.87	MKT	7.71%	24.90	B	9.78	Marketing
TELECOM MAINTENANCE	7140150	9017900	CREATIVE OPS EXECUTE	1114	Target Enterprise, Inc.	\$ 32.13	MKT	7.71%	2.48	B	0.97	Marketing
OTHER EXPENSE	7192110	9016000	VP CREATIVE	1114	Target Enterprise, Inc.	\$ 50.97	MKT	7.71%	3.93	B	1.54	Marketing
OTHER EXPENSE	7192110	9017500	CREATIVE STUDIO	1114	Target Enterprise, Inc.	\$ 3.95	MKT	7.71%	0.30	B	0.12	Marketing
OTHER EXPENSE	7192110	9020500	GUEST INSIGHTS	1114	Target Enterprise, Inc.	\$ 247.26	MKT	7.71%	19.07	B	7.49	Marketing
GIFT CARD EXPENSE	7192190	9020500	GUEST INSIGHTS	1114	Target Enterprise, Inc.	\$ 711.00	MKT	7.71%	54.83	B	21.54	Marketing
CNTRL INTRA/C CHRG	7210135	9016000	VP CREATIVE	1114	Target Enterprise, Inc.	\$ 5.75	MKT	7.71%	0.44	B	0.17	Marketing
CNTRL INTRA/C CHRG	7210135	9045800	SVP COMM ADMIN	1114	Target Enterprise, Inc.	\$ 4.71	MKT	7.71%	0.36	B	0.14	Marketing
MAINTENANCE SUPPLIES	7050210	9017500	CREATIVE STUDIO	1114	Target Enterprise, Inc.	\$ 430.45	MKT	7.71%	33.20	B	13.04	Marketing
MISC BENEFITS EXP	7021270	9000700	SYSTEMS	1114	Target Enterprise, Inc.	\$ 24.00	TPD	6.89%	1.65	A	0.65	Strategy
MISC BENEFITS EXP	7021270	9025300	INT AND EXT SERVICES	1114	Target Enterprise, Inc.	\$ 116.92	TPD	6.89%	8.05	A	3.16	Strategy
MISC BENEFITS EXP	7021270	9026600	INDIRECT PORCURE OPS	1114	Target Enterprise, Inc.							

TM MEALS/ENTERTAINMT	7120110	90018000	EQUIPMENT	1114	Target Enterprise, Inc.	\$ 384.14	TPD	6.89%	27.15	B	10.67	Strategy
TM MEALS/ENTERTAINMT	7120110	90253000	INT AND EXT SERVICES	1114	Target Enterprise, Inc.	\$ 151.34	TPD	6.89%	10.43	B	4.10	Strategy
TM MEALS/ENTERTAINMT	7120110	90261000	PROCUREMENT OPS	1114	Target Enterprise, Inc.	\$ 198.72	TPD	6.89%	13.69	B	5.38	Strategy
TM MEALS/ENTERTAINMT	7120110	90263000	RESOURCE RECOVERY	1114	Target Enterprise, Inc.	\$ 448.10	TPD	6.89%	30.87	B	12.13	Strategy
OTH MEALS/ENTERTAIN	7120120	90007000	SYSTEMS	1114	Target Enterprise, Inc.	\$ 1,368.43	TPD	6.89%	94.26	B	37.03	Strategy
OTH MEALS/ENTERTAIN	7120120	90018000	EQUIPMENT	1114	Target Enterprise, Inc.	\$ 121.15	TPD	6.89%	8.35	B	3.28	Strategy
OTH MEALS/ENTERTAIN	7120120	90253000	INT AND EXT SERVICES	1114	Target Enterprise, Inc.	\$ 284.87	TPD	6.89%	19.62	B	7.71	Strategy
OTH MEALS/ENTERTAIN	7120120	90259000	ENERGY MANAGEMENT	1114	Target Enterprise, Inc.	\$ 154.15	TPD	6.89%	10.62	B	4.17	Strategy
OTH MEALS/ENTERTAIN	7120120	90261000	PROCUREMENT OPS	1114	Target Enterprise, Inc.	\$ 12.56	TPD	6.89%	0.87	B	0.34	Strategy
OTH MEALS/ENTERTAIN	7120120	90263000	RESOURCE RECOVERY	1114	Target Enterprise, Inc.	\$ 1,391.12	TPD	6.89%	95.83	B	37.65	Strategy
OTH MEALS/ENTERTAIN	7120120	90265000	FIXTURE PROCUREMENT	1114	Target Enterprise, Inc.	\$ 8.87	TPD	6.89%	0.61	B	0.24	Strategy
AIRFARE	7120130	90007000	SYSTEMS	1114	Target Enterprise, Inc.	\$ 9,548.42	TPD	6.89%	657.74	B	258.40	Strategy
AIRFARE	7120130	90018000	EQUIPMENT	1114	Target Enterprise, Inc.	\$ 2,805.44	TPD	6.89%	193.25	B	75.92	Strategy
AIRFARE	7120130	90253000	INT AND EXT SERVICES	1114	Target Enterprise, Inc.	\$ 2,793.08	TPD	6.89%	192.40	B	75.59	Strategy
AIRFARE	7120130	90259000	ENERGY MANAGEMENT	1114	Target Enterprise, Inc.	\$ 2,049.45	TPD	6.89%	141.18	B	55.46	Strategy
AIRFARE	7120130	90261000	PROCUREMENT OPS	1114	Target Enterprise, Inc.	\$ 1,326.96	TPD	6.89%	91.41	B	35.91	Strategy
AIRFARE	7120130	90263000	RESOURCE RECOVERY	1114	Target Enterprise, Inc.	\$ 2,575.64	TPD	6.89%	177.42	B	69.70	Strategy
AIRFARE	7120130	90265000	FIXTURE PROCUREMENT	1114	Target Enterprise, Inc.	\$ 3,305.16	TPD	6.89%	227.68	B	89.44	Strategy
AIRFARE	7120130	90266000	INDIRECT PORCURE OPS	1114	Target Enterprise, Inc.	\$ 367.20	TPD	6.89%	25.29	B	9.94	Strategy
AIRFARE	7120130	90279000	BUS INTELLIGENCE	1114	Target Enterprise, Inc.	\$ 1,530.29	TPD	6.89%	105.41	B	41.41	Strategy
TRAVEL EXPENSES	7120140	90007000	SYSTEMS	1114	Target Enterprise, Inc.	\$ 6,530.84	TPD	6.89%	449.88	B	176.74	Strategy
TRAVEL EXPENSES	7120140	90018000	EQUIPMENT	1114	Target Enterprise, Inc.	\$ 302.14	TPD	6.89%	20.81	B	8.18	Strategy
TRAVEL EXPENSES	7120140	90253000	INT AND EXT SERVICES	1114	Target Enterprise, Inc.	\$ 2,045.83	TPD	6.89%	140.93	B	55.36	Strategy
TRAVEL EXPENSES	7120140	90259000	ENERGY MANAGEMENT	1114	Target Enterprise, Inc.	\$ 1,009.00	TPD	6.89%	69.50	B	27.31	Strategy
TRAVEL EXPENSES	7120140	90261000	PROCUREMENT OPS	1114	Target Enterprise, Inc.	\$ 337.04	TPD	6.89%	23.22	B	9.12	Strategy
TRAVEL EXPENSES	7120140	90263000	RESOURCE RECOVERY	1114	Target Enterprise, Inc.	\$ 990.53	TPD	6.89%	68.23	B	26.81	Strategy
TRAVEL EXPENSES	7120140	90265000	FIXTURE PROCUREMENT	1114	Target Enterprise, Inc.	\$ 218.70	TPD	6.89%	15.07	B	5.92	Strategy
TRAVEL EXPENSES	7120140	90279000	BUS INTELLIGENCE	1114	Target Enterprise, Inc.	\$ 3,144.96	TPD	6.89%	216.64	B	85.11	Strategy
MILE/PARK REIMB EXP	7120150	90007000	SYSTEMS	1114	Target Enterprise, Inc.	\$ 1,011.11	TPD	6.89%	69.65	B	27.36	Strategy
MILE/PARK REIMB EXP	7120150	90018000	EQUIPMENT	1114	Target Enterprise, Inc.	\$ 466.50	TPD	6.89%	4.58	B	1.80	Strategy
MILE/PARK REIMB EXP	7120150	90253000	INT AND EXT SERVICES	1114	Target Enterprise, Inc.	\$ 433.90	TPD	6.89%	29.89	B	11.74	Strategy
MILE/PARK REIMB EXP	7120150	90259000	ENERGY MANAGEMENT	1114	Target Enterprise, Inc.	\$ 88.00	TPD	6.89%	6.06	B	2.38	Strategy
MILE/PARK REIMB EXP	7120150	90261000	PROCUREMENT OPS	1114	Target Enterprise, Inc.	\$ 415.93	TPD	6.89%	28.65	B	11.26	Strategy
MILE/PARK REIMB EXP	7120150	90263000	RESOURCE RECOVERY	1114	Target Enterprise, Inc.	\$ 111.40	TPD	6.89%	7.67	B	3.01	Strategy
MILE/PARK REIMB EXP	7120150	90265000	FIXTURE PROCUREMENT	1114	Target Enterprise, Inc.	\$ 57.99	TPD	6.89%	3.99	B	1.57	Strategy
CAR RENTAL	7120160	90007000	SYSTEMS	1114	Target Enterprise, Inc.	\$ 1,707.20	TPD	6.89%	117.60	B	46.20	Strategy
CAR RENTAL	7120160	90253000	INT AND EXT SERVICES	1114	Target Enterprise, Inc.	\$ 646.86	TPD	6.89%	44.56	B	17.51	Strategy
CAR RENTAL	7120160	90263000	RESOURCE RECOVERY	1114	Target Enterprise, Inc.	\$ 156.86	TPD	6.89%	10.81	B	4.24	Strategy
FOREIGN AIRFARE	7120170	90007000	SYSTEMS	1114	Target Enterprise, Inc.	\$ 2,085.50	TPD	6.89%	143.66	B	56.44	Strategy
FOREIGN AIRFARE	7120170	90253000	INT AND EXT SERVICES	1114	Target Enterprise, Inc.	\$ 1,171.08	TPD	6.89%	80.67	B	31.69	Strategy
FOREIGN TRAVEL EXP	7120180	90007000	SYSTEMS	1114	Target Enterprise, Inc.	\$ 806.38	TPD	6.89%	55.55	B	21.82	Strategy
FOREIGN TRAVEL EXP	7120180	90253000	INT AND EXT SERVICES	1114	Target Enterprise, Inc.	\$ 1,693.70	TPD	6.89%	116.67	B	45.83	Strategy
FOREIGN MEALS/ENTERT	7120190	90007000	SYSTEMS	1114	Target Enterprise, Inc.	\$ 122.26	TPD	6.89%	8.42	B	3.31	Strategy
FOREIGN MEALS/ENTERT	7120190	90253000	INT AND EXT SERVICES	1114	Target Enterprise, Inc.	\$ 59.69	TPD	6.89%	4.11	B	1.62	Strategy
DATA NETWORK EXPENSE	7140110	90007000	SYSTEMS	1114	Target Enterprise, Inc.	\$ 69.54	TPD	6.89%	4.79	B	1.88	Strategy
DATA NETWORK EXPENSE	7140110	90253000	INT AND EXT SERVICES	1114	Target Enterprise, Inc.	\$ 87.70	TPD	6.89%	6.04	B	2.37	Strategy
CELL PHONE EXPENSE	7140140	90007000	SYSTEMS	1114	Target Enterprise, Inc.	\$ 1,948.30	TPD	6.89%	134.21	B	52.72	Strategy
CELL PHONE EXPENSE	7140140	90018000	EQUIPMENT	1114	Target Enterprise, Inc.	\$ 882.46	TPD	6.89%	60.79	B	23.88	Strategy
CELL PHONE EXPENSE	7140140	90253000	INT AND EXT SERVICES	1114	Target Enterprise, Inc.	\$ 152.29	TPD	6.89%	10.49	B	4.12	Strategy
CELL PHONE EXPENSE	7140140	90259000	ENERGY MANAGEMENT	1114	Target Enterprise, Inc.	\$ 404.34	TPD	6.89%	27.85	B	10.94	Strategy
CELL PHONE EXPENSE	7140140	90261000	PROCUREMENT OPS	1114	Target Enterprise, Inc.	\$ 809.68	TPD	6.89%	55.77	B	21.91	Strategy
CELL PHONE EXPENSE	7140140	90263000	RESOURCE RECOVERY	1114	Target Enterprise, Inc.	\$ 566.31	TPD	6.89%	39.01	B	15.33	Strategy
CELL PHONE EXPENSE	7140140	90265000	FIXTURE PROCUREMENT	1114	Target Enterprise, Inc.	\$ 59.67	TPD	6.89%	4.11	B	1.61	Strategy
CELL PHONE EXPENSE	7140140	90266000	INDIRECT PORCURE OPS	1114	Target Enterprise, Inc.	\$ 122.02	TPD	6.89%	8.41	B	3.30	Strategy
CELL PHONE EXPENSE	7140140	90279000	BUS INTELLIGENCE	1114	Target Enterprise, Inc.	\$ 60.04	TPD	6.89%	4.14	B	1.62	Strategy
TELECOM MAINTENANCE	7140150	90007000	SYSTEMS	1114	Target Enterprise, Inc.	\$ 72.77	TPD	6.89%	5.01	B	1.97	Strategy
OTHER EXPENSE	7192110	90253000	INT AND EXT SERVICES	1114	Target Enterprise, Inc.	\$ 34.64	TPD	6.89%	2.39	B	0.94	Strategy
CNTRL INTRA/C CHRG	7210135	90261000	PROCUREMENT OPS	1114	Target Enterprise, Inc.	\$ 11.26	TPD	6.89%	0.78	B	0.30	Strategy
CNTRL INTRA/C CHRG	7210135	90263000	RESOURCE RECOVERY	1114	Target Enterprise, Inc.	\$ 4.72	TPD	6.89%	0.33	B	0.13	Strategy
SEMINARS/CONFERENCES	7080110	90161000	IMP TRAFFIC	1115	Target General Merch Inc	\$ 3,880.43	DST	4.92%	191.09	B	75.07	Service
TM MEALS/ENTERTAINMT	7120110	90161000	IMP TRAFFIC	1115	Target General Merch Inc	\$ 373.74	DST	4.92%	18.41	B	7.23	Service
OTH MEALS/ENTERTAIN	7120120	90161000	IMP TRAFFIC	1115	Target General Merch Inc	\$ 134.13	DST	4.92%	6.61	B	2.59	Service
AIRFARE	7120130	90161000	IMP TRAFFIC	1115	Target General Merch Inc	\$ 1,008.51	DST	4.92%	49.66	B	19.51	Service
TRAVEL EXPENSES	7120140	90161000	IMP TRAFFIC	1115	Target General Merch Inc	\$ 2,697.43	DST	4.92%	132.84	B	52.19	Service
MILE/PARK REIMB EXP	7120150	90161000	IMP TRAFFIC	1115	Target General Merch Inc	\$ 216.52	DST	4.92%	10.66	B	4.19	Service
CAR RENTAL	7120160	90161000	IMP TRAFFIC	1115	Target General Merch Inc	\$ 313.00	DST	4.92%	15.41	B	6.06	Service
FOREIGN AIRFARE	7120170	90161000	IMP TRAFFIC	1115	Target General Merch Inc	\$ 22.59	DST	4.92%	1.11	B	0.44	Service
FOREIGN TRAVEL EXP	7120180	90161000	IMP TRAFFIC	1115	Target General Merch Inc	\$ 783.15	DST	4.92%	38.57	B	15.15	Service
FOREIGN MEALS/ENTERT	7120190	90161000	IMP TRAFFIC	1115	Target General Merch Inc	\$ 65.89	DST	4.92%	3.24	B	1.27	Service
DATA NETWORK EXPENSE	7140110	90161000	IMP TRAFFIC	1115	Target General Merch Inc	\$ 13.73	DST	4.92%	0.68	B	0.27	Service
CELL PHONE EXPENSE	7140140	90161000	IMP TRAFFIC	1115	Target General Merch Inc	\$ 291.00	DST	4.92%	14.33	B	5.63	Service
IC CHARGOUT	7220110	90161000	IMP TRAFFIC	1115	Target General Merch Inc	\$ 261.65	DST	4.92%	12.89	B	5.06	Service
PAYROLL VOUCHERS	7010210	87920001	CORP HQ IN TRAINING	1115	Target General Merch Inc	\$ 518.43	MER_T	2.90%	(15.02)	A	(5.90)	Service
MISC BENEFITS EXP	7021270	87920004	SRC HQ ACCESSORIES	1115	Target General Merch Inc	\$ 15.00	MER_T	2.90%	0.43	A	0.17	Service
MISC BENEFITS EXP	7021270	87920005	SRC HQ HOME	1115	Target General Merch Inc	\$ 500.00	MER_T	2.90%	1.45	A	0.57	Service
MISC BENEFITS EXP	7021270	88510009	SRC HQ KIDS APPAREL	1115	Target General Merch Inc	\$ 50.75	MER_T	2.90%	1.47	A	0.58	Service
BENEFITS TRANSFER	7021380	81600001	TSS OPS HQ	1115	Target General Merch Inc	\$ 49,672.78	MER_T	2.90%	1,439.17	A	565.39	Service
BENEFITS TRANSFER	7021380	87920001	CORP HQ IN TRAINING	1115	Target General Merch Inc	\$ 37,241.91	MER_T	2.90%	1,079.01	A	423.90	Service
BENEFITS TRANSFER	7021380	87920004	SRC HQ ACCESSORIES	1115	Target General Merch Inc	\$ 55,455.51	MER_T	2.90%	1,606.71	A	631.21	Service
BENEFITS TRANSFER	7021380	87920005	SRC HQ HOME	1115	Target General Merch Inc	\$ 73,959.38	MER_T	2.90%	2,142.82	A	841.82	Service
BENEFITS TRANSFER	7021380	87920007	SRS HQ PROD INVEST	1115	Target General Merch Inc	\$ 13,521.97	MER_T	2.90%	391.77	A	153.91	Service
BENEFITS TRANSFER	7021380	88510009	SRC HQ KIDS APPAREL	1115	Target General Merch Inc	\$ 73,068.01	MER_T	2.90%	2,117.00	A	831.68	Service
OFFICE SUPPLIES	7040110	81600001	TSS OPS HQ	1115	Target General Merch Inc	\$ 133.06	MER_T	2.90%	3.86	B	1.51	Service
OFFICE SUPPLIES	7040110	87920004	SRC HQ ACCESSORIES	1115	Target General Merch Inc	\$ 160.19	MER_T	2.90%	4.64	B	1.82	Service
OFFICE SUPPLIES	7040110	87920005	SRC HQ HOME	1115	Target General Merch Inc	\$ 248.86	MER_T	2.90%	7.21	B	2.83	Service
OFFICE SUPPLIES	7040110	88510009	SRC HQ KIDS APPAREL	1115	Target General Merch Inc	\$ 644.94	MER_T	2.90%	18.69	B	7.34	Service
SAMPLES EXPENSE	7040190	88510009	SRC HQ KIDS APPAREL	1115	Target General Merch Inc	\$ 14.96	MER_T	2.90%	0.43	B	0.17	Service
SEMINARS/CONFERENCES	7080110	87920004	SRC HQ ACCESSORIES	1115	Target General Merch Inc	\$ 150.00	MER_T	2.90%	4.35	B	1.71	Service
SEMINARS/CONFERENCES	7080110	87920005	SRC HQ HOME	1115	Target General Merch Inc	\$ 192.99	MER_T	2.90%	5.59	B	2.20	Service
SEMINARS/CONFERENCES	7080110	87920007	SRS HQ PROD INVEST	1115	Target General Merch Inc	\$ 2,325.00	MER_T	2.90%	67.36	B	26.46	Service
PROFUEESMEMBER/SUBS	7080130	87920005	SRC HQ HOME	1115	Target General Merch Inc	\$ 64.97	MER_T	2.90%	1.88	B	0.74	Service
CAREER FAIRS	7100140	87920005	SRC HQ HOME	1115	Target General Merch Inc	\$ 61.56	MER_T	2.90%	1.78	B	0.70	Service
TM MEALS/ENTERTAINMT	7120110	87920004	SRC HQ ACCESSORIES	1115	Target General Merch Inc	\$ 1,002.91	MER_T	2.90%	29.06	B	11.42	Service
TM MEALS/ENTERTAINMT	7120110	87920005	SRC HQ HOME	1115	Target General Merch Inc	\$ 480.01	MER_T	2.90%	13.91	B	5.46	Service
TM MEALS/ENTERTAINMT	7120110	87920007	SRS HQ PROD INVEST	1115	Target General Merch Inc	\$ 5.72	MER_T	2.90%	0.17	B	0.07	Service
TM MEALS/ENTERTAINMT	7120110	88510009	SRC HQ KIDS APPAREL	1115	Target General Merch Inc	\$ 359.01	MER_T	2.90%	10.40	B	4.09	Service
OTH MEALS/ENTERTAIN	7120120	81600001	TSS OPS HQ	1115	Target General Merch Inc	\$ 176.80	MER_T	2.90%	5.12	B	2.01	Service
OTH MEALS/ENTERTAIN	7120120	87920004	SRC HQ ACCESSORIES	1115	Target General Merch Inc	\$ 426.52	MER_T	2.90%	12.36	B	4.85	Service
OTH MEALS/ENTERTAIN												

FOREIGN AIRFARE	7120170	89510009	SRC HQ KIDS APPAREL	1115	Target General Merch Inc	\$ 2,966.59	MER_TS	2.90%	85.95	B	33.77	Service
FOREIGN TRAVEL EXP	7120180	81600001	TSS OPS HQ	1115	Target General Merch Inc	\$ 2,189.96	MER_TS	2.90%	63.45	B	24.93	Service
FOREIGN TRAVEL EXP	7120180	87920004	SRC HQ ACCESSORIES	1115	Target General Merch Inc	\$ 2,919.24	MER_TS	2.90%	84.58	B	33.23	Service
FOREIGN TRAVEL EXP	7120180	87920005	SRC HQ HOME	1115	Target General Merch Inc	\$ 17,870.85	MER_TS	2.90%	517.77	B	203.41	Service
FOREIGN TRAVEL EXP	7120180	89510009	SRC HQ KIDS APPAREL	1115	Target General Merch Inc	\$ 5,425.81	MER_TS	2.90%	157.20	B	61.76	Service
FOREIGN MEALS/ENTERT	7120190	81600001	TSS OPS HQ	1115	Target General Merch Inc	\$ 210.35	MER_TS	2.90%	6.09	B	2.39	Service
FOREIGN MEALS/ENTERT	7120190	87920004	SRC HQ ACCESSORIES	1115	Target General Merch Inc	\$ 879.29	MER_TS	2.90%	25.48	B	10.01	Service
FOREIGN MEALS/ENTERT	7120190	87920005	SRC HQ HOME	1115	Target General Merch Inc	\$ 3,219.24	MER_TS	2.90%	93.27	B	36.64	Service
FOREIGN MEALS/ENTERT	7120190	89510009	SRC HQ KIDS APPAREL	1115	Target General Merch Inc	\$ 689.53	MER_TS	2.90%	19.98	B	7.85	Service
DATA NETWORK EXPENSE	7140110	87920004	SRC HQ ACCESSORIES	1115	Target General Merch Inc	\$ 5.03	MER_TS	2.90%	0.15	B	0.06	Service
DATA NETWORK EXPENSE	7140110	87920005	SRC HQ HOME	1115	Target General Merch Inc	\$ 381.45	MER_TS	2.90%	11.05	B	3.4	Service
LONG DISTANCE EXP	7140120	87920004	SRC HQ ACCESSORIES	1115	Target General Merch Inc	\$ 85.61	MER_TS	2.90%	2.48	B	0.97	Service
LONG DISTANCE EXP	7140120	87920005	SRC HQ HOME	1115	Target General Merch Inc	\$ 238.97	MER_TS	2.90%	6.92	B	2.72	Service
LOC TEL USAGE EXP	7140130	87920005	SRC HQ HOME	1115	Target General Merch Inc	\$ 0.47	MER_TS	2.90%	0.01	B	0.01	Service
LOC TEL USAGE EXP	7140130	89510009	SRC HQ KIDS APPAREL	1115	Target General Merch Inc	\$ 8.42	MER_TS	2.90%	0.24	B	0.10	Service
CELL PHONE EXPENSE	7140140	81600001	TSS OPS HQ	1115	Target General Merch Inc	\$ 2,318.09	MER_TS	2.90%	67.16	B	26.39	Service
CELL PHONE EXPENSE	7140140	87920001	CORP HQ IN TRAINING	1115	Target General Merch Inc	\$ 108.35	MER_TS	2.90%	3.14	B	1.23	Service
CELL PHONE EXPENSE	7140140	87920004	SRC HQ ACCESSORIES	1115	Target General Merch Inc	\$ 1,063.30	MER_TS	2.90%	30.81	B	12.10	Service
CELL PHONE EXPENSE	7140140	87920005	SRC HQ HOME	1115	Target General Merch Inc	\$ 1,893.27	MER_TS	2.90%	54.85	B	21.55	Service
CELL PHONE EXPENSE	7140140	87920007	SRS HQ PROD INVEST	1115	Target General Merch Inc	\$ 304.13	MER_TS	2.90%	8.81	B	3.46	Service
CELL PHONE EXPENSE	7140140	89510009	SRC HQ KIDS APPAREL	1115	Target General Merch Inc	\$ 1,838.15	MER_TS	2.90%	53.26	B	20.92	Service
OTHER EXPENSE	7192110	87920005	SRC HQ HOME	1115	Target General Merch Inc	\$ 8.38	MER_TS	2.90%	(0.24)	B	(0.10)	Service
MISC BENEFITS EXP	7021270	90203000	PKG DEVELOPMENT	1115	Target General Merch Inc	\$ 125.00	MKT	7.71%	9.64	A	3.79	Service
OFFICE SUPPLIES	7040110	90203000	PKG DEVELOPMENT	1115	Target General Merch Inc	\$ 243.26	MKT	7.71%	18.76	B	7.37	Service
SAMPLES EXPENSE	7040190	90203000	PKG DEVELOPMENT	1115	Target General Merch Inc	\$ 1,175.51	MKT	7.71%	90.66	B	35.61	Service
OPERATING SUPPLIES	7040220	90203000	PKG DEVELOPMENT	1115	Target General Merch Inc	\$ 331.00	MKT	7.71%	25.53	B	10.03	Service
EQUIPMENT EXPENSE	7040280	90203000	PKG DEVELOPMENT	1115	Target General Merch Inc	\$ 639.99	MKT	7.71%	41.64	B	16.36	Service
PRINTING/DUPLICATING	7062200	90203000	PKG DEVELOPMENT	1115	Target General Merch Inc	\$ 377.27	MKT	7.71%	29.10	B	11.43	Service
SEMINARS/CONFERENCE	7080110	90203000	PKG DEVELOPMENT	1115	Target General Merch Inc	\$ 1,350.00	MKT	7.71%	104.11	B	40.90	Service
TM MEALS/ENTERTAINMT	7120110	90203000	PKG DEVELOPMENT	1115	Target General Merch Inc	\$ 872.25	MKT	7.71%	67.27	B	26.43	Service
OTH MEALS/ENTERTAIN	7120120	90203000	PKG DEVELOPMENT	1115	Target General Merch Inc	\$ 266.40	MKT	7.71%	20.55	B	8.07	Service
AIRFARE	7120130	90203000	PKG DEVELOPMENT	1115	Target General Merch Inc	\$ 1,178.82	MKT	7.71%	90.90	B	35.71	Service
TRAVEL EXPENSES	7120140	90203000	PKG DEVELOPMENT	1115	Target General Merch Inc	\$ 4,342.07	MKT	7.71%	334.86	B	131.55	Service
MILE/PARK REIMB EXP	7120150	90203000	PKG DEVELOPMENT	1115	Target General Merch Inc	\$ 454.94	MKT	7.71%	35.09	B	13.78	Service
CAR RENTAL	7120160	90203000	PKG DEVELOPMENT	1115	Target General Merch Inc	\$ 714.06	MKT	7.71%	55.07	B	21.63	Service
FOREIGN AIRFARE	7120170	90203000	PKG DEVELOPMENT	1115	Target General Merch Inc	\$ 44.32	MKT	7.71%	3.42	B	1.34	Service
FOREIGN TRAVEL EXP	7120180	90203000	PKG DEVELOPMENT	1115	Target General Merch Inc	\$ 1,023.87	MKT	7.71%	78.96	B	31.02	Service
FOREIGN MEALS/ENTERT	7120190	90203000	PKG DEVELOPMENT	1115	Target General Merch Inc	\$ 410.16	MKT	7.71%	31.63	B	12.43	Service
CELL PHONE EXPENSE	7140140	90203000	PKG DEVELOPMENT	1115	Target General Merch Inc	\$ 1,149.92	MKT	7.71%	88.68	B	34.84	Service
OTHER EXPENSE	7192110	90203000	PKG DEVELOPMENT	1115	Target General Merch Inc	\$ 42.00	MKT	7.71%	3.24	B	1.27	Service
CNTRL INTRA/C CHRG	7210135	90203000	PKG DEVELOPMENT	1115	Target General Merch Inc	\$ 16,249.00	MKT	7.71%	1,253.13	B	492.30	Service
OTHER SERVC PURCH	7062420	90203000	PKG DEVELOPMENT	1115	Target General Merch Inc	\$ 102,022.24	MKT	7.71%	7,868.02	C	7,868.02	Service

E

## Note:

This is a system-generated report from the Fixed Assets (FA) module of SAP. It shows a listing of fixed assets with depreciation recorded in January FY14 included in the cross-charge. A table was added to this system-generated report to show that the total depreciation for these assets agrees to the total depreciation included in cross-charge (and therefore, transfer pricing) for January FY14. The Class Description outlines the fixed asset type per asset. For those assets with a useful life of 7 years, these relate to the Canada instance of SAP, the ERP utilized by Target for the financial records of Target Canada.

GL Account	GL Number	Cost Center	CC Name	Company code	Comp Code Name	MTD Actual	Subtotal of Detail Below	Difference
DEPRECIATION EXPENSE	7200110	93295000	TTC I HARDWARE	1001	Target Corporation	\$ 50,345.06	(50,345.06)	-
DEPRECIATION EXPENSE	7200110	93297000	TTC II HARDWARE	1001	Target Corporation	\$ 123,569.53	(122,117.92)	1,451.61
DEPRECIATION EXPENSE	7200110	93299000	CC TTS HARDWARE	1001	Target Corporation	\$ 7,267.08	(7,267.08)	-
DEPRECIATION EXPENSE	7200110	93346000	TTS CANADA SW DEP	1114	Target Enterprise, Inc.	#####	(1,477,659.95)	-
							(1,657,390.01)	A

CoCd	Cost Ctr	Class	Object	Depr. 12/2014	Capitaliz. date	DepKy	ODep.Start	Life	Class Description	GL Account	GL Acct Description
	1001	93295000	110311A1	300006862/0	(32.05)	2/25/2013 ZSPO	3/15/2013	005/000	POS Registers	1103119	Equipment
	1001	93299000	110311A1	300006917/0	(22.85)	2/4/2013 ZSPO	2/15/2013	005/000	POS Registers	1103119	Equipment
	1001	93299000	110311A1	300007637/0	(3.43)	4/30/2012 ZSPO	5/15/2012	005/000	POS Registers	1103119	Equipment
	1001	93299000	110311A1	300007642/0	(2.53)	4/30/2012 ZSPO	5/15/2012	005/000	POS Registers	1103119	Equipment
	1001	93299000	110311A1	300007648/0	(5.86)	4/30/2012 ZSPO	5/15/2012	005/000	POS Registers	1103119	Equipment
	1001	93299000	110311A1	300007652/0	(2.58)	4/30/2012 ZSPO	5/15/2012	005/000	POS Registers	1103119	Equipment
	1001	93299000	110311A1	300007658/0	(6.76)	4/30/2012 ZSPO	5/15/2012	005/000	POS Registers	1103119	Equipment
	1001	93299000	110311A1	300007666/0	(2.58)	4/30/2012 ZSPO	5/15/2012	005/000	POS Registers	1103119	Equipment
	1001	93299000	110311A1	300007677/0	(29.34)	5/8/2012 ZSPO	5/15/2012	005/000	POS Registers	1103119	Equipment
	1001	93299000	110311A1	300007740/0	(11.16)	2/27/2012 ZSPO	3/15/2012	005/000	POS Registers	1103119	Equipment
	1001	93299000	110311A1	300007751/0	(25.01)	2/27/2012 ZSPO	3/15/2012	005/000	POS Registers	1103119	Equipment
	1001	93299000	110311A1	300007760/0	(8.32)	2/27/2012 ZSPO	3/15/2012	005/000	POS Registers	1103119	Equipment
	1001	93299000	110311A1	300007770/0	(96.94)	3/1/2012 ZSPO	3/15/2012	005/000	POS Registers	1103119	Equipment
	1001	93299000	110311A1	300007780/0	(30.68)	3/2/2012 ZSPO	3/15/2012	005/000	POS Registers	1103119	Equipment
	1001	93299000	110311A1	300007814/0	(8.18)	2/27/2012 ZSPO	3/15/2012	005/000	POS Registers	1103119	Equipment
	1001	93299000	110311A1	300007825/0	(22.23)	2/27/2012 ZSPO	3/15/2012	005/000	POS Registers	1103119	Equipment
	1001	93299000	110311A1	300007835/0	(36.23)	2/27/2012 ZSPO	3/15/2012	005/000	POS Registers	1103119	Equipment
	1001	93299000	110311A1	300007836/0	(28.67)	3/21/2012 ZSPO	4/15/2012	005/000	POS Registers	1103119	Equipment
	1001	93295000	110311A1	300007935/0	(1.28)	6/27/2012 ZSPO	7/15/2012	005/000	POS Registers	1103119	Equipment
	1001	93299000	110311A1	300009070/0	(23.07)	11/29/2011 ZSPO	12/15/2011	005/000	Flatbed/POS Scanners	1103119	Equipment
	1001	93299000	110311A0	300009086/0	(22.08)	11/29/2011 ZSPO	12/15/2011	005/000	Flatbed/POS Scanners	1103119	Equipment
	1001	93299000	110311A0	300009102/0	(6.30)	11/29/2011 ZSPO	12/15/2011	005/000	Flatbed/POS Scanners	1103119	Equipment
	1001	93299000	110311A0	300009743/0	(27.36)	10/16/2012 ZSPO	11/15/2012	005/000	Flatbed/POS Scanners	1103119	Equipment
	1001	93299000	110311A1	300017873/0	(175.93)	5/9/2012 ZSPO	5/15/2012	005/000	POS Registers	1103119	Equipment
	1001	93295000	110311A0	300018074/0	(55.81)	12/6/2012 ZSPO	12/15/2012	005/000	Flatbed/POS Scanners	1103119	Equipment
	1001	93299000	110311A1	300019684/0	26.85	1/15/2013 ZSPO	1/15/2013	005/000	POS Registers	1103119	Equipment
	1001	93299000	110311A1	300019774/0	(5.02)	7/31/2012 ZSPO	8/15/2012	005/000	POS Registers	1103119	Equipment
	1001	93299000	110311A1	300027405/0	(57.49)	3/19/2013 ZSPO	4/15/2013	005/000	POS Registers	1103119	Equipment
	1001	93299000	110311A1	300028321/0	(388.94)	3/27/2012 ZSPO	4/15/2012	005/000	POS Registers	1103119	Equipment
	1001	93299000	110311A1	300028336/0	(0.11)	4/4/2012 ZSPO	4/15/2012	005/000	POS Registers	1103119	Equipment
	1001	93299000	110311A1	300028415/0	(4.26)	4/10/2012 ZSPO	4/15/2012	005/000	POS Registers	1103119	Equipment
	1001	93299000	110311A1	300028425/0	(28.57)	4/12/2012 ZSPO	4/15/2012	005/000	POS Registers	1103119	Equipment
	1001	93299000	110311A0	300028968/0	(19.56)	3/27/2012 ZSPO	4/15/2012	005/000	Flatbed/POS Scanners	1103119	Equipment
	1001	93299000	110311A0	300029385/0	(2.82)	6/21/2012 ZSPO	7/15/2012	005/000	Flatbed/POS Scanners	1103119	Equipment
	1001	93295000	110311A1	300030052/0	(575.98)	1/15/2013 ZSPO	1/15/2013	005/000	POS Registers	1103119	Equipment
	1001	93299000	110311A1	300030364/0	(114.81)	1/21/2013 ZSPO	2/15/2013	005/000	POS Registers	1103119	Equipment
	1001	93299000	110311A1	300030693/0	(9.83)	2/15/2012 ZSPO	2/15/2012	005/000	POS Registers	1103119	Equipment
	1001	93299000	110311A1	300033544/0	(0.39)	12/13/2012 ZSPO	12/15/2012	005/000	POS Registers	1103119	Equipment
	1001	93299000	110311A1	300033558/0	(3.48)	12/13/2012 ZSPO	12/15/2012	005/000	POS Registers	1103119	Equipment
	1001	93299000	110311A0	300034420/0	(673.95)	2/15/2013 ZSPO	2/15/2013	005/000	Flatbed/POS Scanners	1103119	Equipment
	1001	93299000	110311A1	300033825/0	(5.53)	8/15/2011 ZSPO	8/15/2011	005/000	POS Registers	1103119	Equipment
	1001	93299000	110311A1	300039815/0	(111.00)	10/10/2011 ZSPO	10/15/2011	005/000	POS Registers	1103119	Equipment
	1001	93299000	110311A1	300039828/0	(13.77)	10/24/2011 ZSPO	11/15/2011	005/000	POS Registers	1103119	Equipment
	1001	93299000	110311A1	300039836/0	(41.07)	10/24/2011 ZSPO	11/15/2011	005/000	POS Registers	1103119	Equipment
	1001	93299000	110311A1	300039845/0	(13.69)	10/24/2011 ZSPO	11/15/2011	005/000	POS Registers	1103119	Equipment
	1001	93299000	110311A1	300039856/0	(124.66)	10/26/2011 ZSPO	11/15/2011	005/000	POS Registers	1103119	Equipment
	1001	93299000	110311A1	300039864/0	(1.28)	11/15/2011 ZSPO	11/15/2011	005/000	POS Registers	1103119	Equipment
	1001	93299000	110311A1	300039874/0	(3.71)	11/15/2011 ZSPO	11/15/2011	005/000	POS Registers	1103119	Equipment
	1001	93299000	110311A1	300039886/0	(1.28)	11/15/2011 ZSPO	11/15/2011	005/000	POS Registers	1103119	Equipment
	1001	93299000	110311A1	300039897/0	(387.69)	11/17/2011 ZSPO	12/15/2011	005/000	POS Registers	1103119	Equipment
	1001	93299000	110311A1	300039912/0	(290.77)	11/17/2011 ZSPO	12/15/2011	005/000	POS Registers	1103119	Equipment
	1001	93299000	110311A0	300042055/0	(38.65)	5/9/2012 ZSPO	5/15/2012	005/000	Flatbed/POS Scanners	1103119	Equipment
	1001	93295000	110311A1	300043144/0	(8.94)	2/20/2013 ZSPO	3/15/2013	005/000	POS Registers	1103119	Equipment
	1001	93299000	110311A0	300046753/0	(0.43)	11/4/2011 ZSPO	11/15/2011	005/000	Flatbed/POS Scanners	1103119	Equipment
	1001	93299000	110311A0	300046760/0	(3.15)	11/11/2011 ZSPO	11/15/2011	005/000	Flatbed/POS Scanners	1103119	Equipment
	1001	93299000	110311A0	300046766/0	(9.61)	11/11/2011 ZSPO	11/15/2011	005/000	Flatbed/POS Scanners	1103119	Equipment
	1001	93299000	110311A0	300046774/0	(3.18)	11/11/2011 ZSPO	11/15/2011	005/000	Flatbed/POS Scanners	1103119	Equipment
	1001	93299000	110311A0	300046776/0	(12.41)	8/15/2011 ZSPO	8/15/2011	005/000	Flatbed/POS Scanners	1103119	Equipment
	1001	93299000	110311A0	300046778/0	(58.09)	11/18/2011 ZSPO	12/15/2011	005/000	Flatbed/POS Scanners	1103119	Equipment
	1001	93299000	110311A0	300046783/0	(44.46)	9/20/2011 ZSPO	10/15/2011	005/000	Flatbed/POS Scanners	1103119	Equipment
	1001	93299000	110311A1	300048888/0	(55.40)	8/15/2011 ZSPO	8/15/2011	005/000	POS Registers	1103119	Equipment
	1001	93299000	110311A1	300048907/0	(15.00)	9/23/2011 ZSPO	10/15/2011	005/000	POS Registers	1103119	Equipment
	1001	93299000	110311A0	300050005/0	(3.62)	10/2/2012 ZSPO	10/15/2012	005/000	Flatbed/POS Scanners	1103119	Equipment
	1001	93299000	110311A1	300050609/0	(57.40)	11/2/2012 ZSPO	11/15/2012	005/000	POS Registers	1103119	Equipment
	1001	93299000	110311A1	300051246/0	(1.28)	12/7/2012 ZSPO	12/15/2012	005/000	POS Registers	1103119	Equipment
	1001	93299000	110311A0	300053779/0	(25.92)	2/15/2012 ZSPO	2/15/2012	005/000	Flatbed/POS Scanners	1103119	Equipment
	1001	93299000	110311A0	300056133/0	(37.54)	11/29/2011 ZSPO	12/15/2011	005/000	Flatbed/POS Scanners	1103119	Equipment
	1001	93299000	110311A1	300058685/0	(82.97)	11/28/2011 ZSPO	12/15/2011	005/000	POS Registers	1103119	Equipment
	1001	93299000	110311A1	300058699/0	(515.96)	12/6/2011 ZSPO	12/15/2011	005/000	POS Registers	1103119	Equipment
	1001	93299000	110311A1	300058709/0	(5.17)	12/28/2011 ZSPO	1/15/2012	005/000	POS Registers	1103119	Equipment
	1001	93295000	110311A1	3000622891/0	(0.26)	4/5/2013 ZSPO	4/7/2013	005/000	POS Registers	1103119	Equipment
	1001	93295000	110311A1	3000622892/0	(7.81)	4/5/2013 ZSPO	4/7/2013	005/000	POS Registers	1103119	Equipment
	1001	93297000	110311A1	300671717/0	(4.41)	7/10/2013 ZSPO	7/7/2013	005/000	POS Registers	1103119	Equipment
	1001	93297000	110311A0	300687874/0	2.66	7/10/2013 ZSPO	7/7/2013	005/000	Flatbed/POS Scanners	1103119	Equipment
	1001	93297000	110311A0	300687875/0	2.66	7/10/2013 ZSPO	7/7/2013	005/000	Flatbed/POS Scanners	1103119	Equipment
	1001	93297000	110311A0	300687876/0	2.66	7/10/2013 ZSPO	7/7/2013	005/000	Flatbed/POS Scanners	1103119	Equipment
	1001	93297000	110311A0	300687877/0	2.65	7/10/2013 ZSPO	7/7/2013	005/000	Flatbed/POS Scanners	1103119	Equipment
	1001	93297000	110311A0	300687878/0	2.65	7/10/2013 ZSPO	7/7/2013	005/000	Flatbed/POS Scanners	1103119	Equipment
	1001	93297000	110311A0	300687879/0	2.65	7/10/2013 ZSPO	7/7/2013	005/000	Flatbed/POS Scanners	1103119	Equipment
	1001	93297000	110311A0	300687880/0	2.65	7/10/2013 ZSPO	7/7/2013	005/000	Flatbed/POS Scanners	1103119	Equipment
	1001	93297000	110311A0	300691983/0	(15.78)	2/10/2014 ZSPO	2/2/2014	005/000	Flatbed/POS Scanners	1103119	Equipment
	1001	93297000	110311A1	300712906/0	(35						































1001	93295000	110411A0	400059496/0	(2,659.99)	8/3/2011	ZSP0	8/15/2011	004/000	Hardware	1104119	Computer Hdwr
1001	93297000	110411A0	400059501/0	(660.60)	12/1/2011	ZSP0	12/15/2011	004/000	Hardware	1104119	Computer Hdwr
1001	93297000	110411A0	400059507/0	(117.20)	11/18/2011	ZSP0	12/15/2011	004/000	Hardware	1104119	Computer Hdwr
1001	93299000	110411A0	400059533/0	(0.32)	11/30/2011	ZSP0	12/15/2011	004/000	Hardware	1104119	Computer Hdwr
1001	93299000	110411A0	400059544/0	(41.87)	11/28/2011	ZSP0	12/15/2011	004/000	Hardware	1104119	Computer Hdwr
1001	93299000	110411A0	400059554/0	(24.03)	11/28/2011	ZSP0	12/15/2011	004/000	Hardware	1104119	Computer Hdwr
1001	93295000	110411A0	400059894/0	(105.33)	1/23/2012	ZSP0	2/15/2012	004/000	Hardware	1104119	Computer Hdwr
1001	93295000	110411A0	400059912/0	(368.65)	1/23/2012	ZSP0	2/15/2012	004/000	Hardware	1104119	Computer Hdwr
1001	93295000	110411A0	400059918/0	(321.83)	1/15/2012	ZSP0	1/15/2012	004/000	Hardware	1104119	Computer Hdwr
1001	93297000	110411A0	400059931/0	(4,392.10)	9/27/2011	ZSP0	10/15/2011	004/000	Hardware	1104119	Computer Hdwr
1001	93297000	110411A0	400059937/0	(81.58)	1/23/2012	ZSP0	2/15/2012	004/000	Hardware	1104119	Computer Hdwr
1001	93295000	110411A0	400059943/0	(146.06)	9/16/2011	ZSP0	10/15/2011	004/000	Hardware	1104119	Computer Hdwr
1001	93297000	110411A0	400059949/0	(2,195.50)	9/23/2011	ZSP0	10/15/2011	004/000	Hardware	1104119	Computer Hdwr
1001	93299000	110411A0	400059952/0	(6.85)	9/1/2011	ZSP0	9/15/2011	004/000	Hardware	1104119	Computer Hdwr
1001	93299000	110411A0	400059957/0	(120.22)	9/12/2011	ZSP0	9/15/2011	004/000	Hardware	1104119	Computer Hdwr
1001	93297000	110411A0	400059969/0	(122.48)	9/16/2011	ZSP0	10/15/2011	004/000	Hardware	1104119	Computer Hdwr
1001	93297000	110411A0	400059970/0	(104.94)	1/23/2012	ZSP0	2/15/2012	004/000	Hardware	1104119	Computer Hdwr
1001	93297000	110411A0	400059976/0	(151.77)	8/30/2011	ZSP0	9/15/2011	004/000	Hardware	1104119	Computer Hdwr
1001	93297000	110411A0	400059981/0	(232.62)	9/9/2011	ZSP0	9/15/2011	004/000	Hardware	1104119	Computer Hdwr
1001	93295000	110411A0	400059996/0	(122.95)	9/16/2011	ZSP0	10/15/2011	004/000	Hardware	1104119	Computer Hdwr
1001	93295000	110411A0	400059998/0	(425.58)	9/21/2011	ZSP0	10/15/2011	004/000	Hardware	1104119	Computer Hdwr
1001	93295000	110411A0	400060103/0	(63.47)	8/22/2011	ZSP0	9/15/2011	004/000	Hardware	1104119	Computer Hdwr
1001	93295000	110411A0	400060114/0	(245.72)	8/29/2011	ZSP0	9/15/2011	004/000	Hardware	1104119	Computer Hdwr
1001	93297000	110411A0	400060123/0	(63.21)	8/22/2011	ZSP0	9/15/2011	004/000	Hardware	1104119	Computer Hdwr
1001	93299000	110411A0	400060125/0	(3.92)	8/10/2011	ZSP0	8/15/2011	004/000	Hardware	1104119	Computer Hdwr
1001	93299000	110411A0	400060139/0	(26.08)	8/19/2011	ZSP0	9/15/2011	004/000	Hardware	1104119	Computer Hdwr
1001	93299000	110411A0	400060149/0	(20.99)	8/10/2011	ZSP0	8/15/2011	004/000	Hardware	1104119	Computer Hdwr
1001	93295000	110411A0	400060162/0	(924.81)	8/22/2011	ZSP0	9/15/2011	004/000	Hardware	1104119	Computer Hdwr
1001	93297000	110411A0	400060170/0	(662.15)	9/16/2011	ZSP0	10/15/2011	004/000	Hardware	1104119	Computer Hdwr
1001	93299000	110411A0	400060186/0	(122.51)	9/16/2011	ZSP0	10/15/2011	004/000	Hardware	1104119	Computer Hdwr
1001	93295000	110411A0	400060201/0	(662.74)	9/16/2011	ZSP0	10/15/2011	004/000	Hardware	1104119	Computer Hdwr
1001	93299000	110411A0	400060203/0	(7.95)	9/19/2011	ZSP0	10/15/2011	004/000	Hardware	1104119	Computer Hdwr
1001	93295000	110411A0	400060219/0	(4.87)	9/19/2011	ZSP0	10/15/2011	004/000	Hardware	1104119	Computer Hdwr
1001	93299000	110411A0	400060225/0	(7.18)	9/16/2011	ZSP0	10/15/2011	004/000	Hardware	1104119	Computer Hdwr
1001	93295000	110411A0	400060240/0	(164.49)	9/19/2011	ZSP0	10/15/2011	004/000	Hardware	1104119	Computer Hdwr
1001	93295000	110411A0	400060241/0	(234.62)	9/16/2011	ZSP0	10/15/2011	004/000	Hardware	1104119	Computer Hdwr
1001	93295000	110411A0	400060250/0	(2,726.34)	1/16/2012	ZSP0	2/15/2012	004/000	Hardware	1104119	Computer Hdwr
1001	93295000	110411A0	400060268/0	(670.00)	1/6/2012	ZSP0	1/15/2012	004/000	Hardware	1104119	Computer Hdwr
1001	93297000	110411A0	400060284/0	(667.51)	1/6/2012	ZSP0	1/15/2012	004/000	Hardware	1104119	Computer Hdwr
1001	93299000	110411A0	400060298/0	(22.77)	1/2/2012	ZSP0	1/15/2012	004/000	Hardware	1104119	Computer Hdwr
1001	93297000	110411A0	400060310/0	(1.73)	12/16/2011	ZSP0	1/15/2012	004/000	Hardware	1104119	Computer Hdwr
1001	93297000	110411A0	400060337/0	(54.68)	1/20/2012	ZSP0	2/15/2012	004/000	Hardware	1104119	Computer Hdwr
1001	93297000	110411A0	400060339/0	(115.54)	8/15/2011	ZSP0	8/15/2011	004/000	Hardware	1104119	Computer Hdwr
1001	93295000	110411A0	400060341/0	(3,054.53)	1/18/2012	ZSP0	2/15/2012	004/000	Hardware	1104119	Computer Hdwr
1001	93297000	110411A0	400060356/0	(3,043.18)	1/18/2012	ZSP0	2/15/2012	004/000	Hardware	1104119	Computer Hdwr
1001	93295000	110411A0	400060363/0	(114.32)	8/15/2011	ZSP0	8/15/2011	004/000	Hardware	1104119	Computer Hdwr
1001	93299000	110411A0	400060369/0	(0.67)	8/15/2011	ZSP0	8/15/2011	004/000	Hardware	1104119	Computer Hdwr
1001	93299000	110411A0	400060380/0	(7.68)	1/20/2012	ZSP0	2/15/2012	004/000	Hardware	1104119	Computer Hdwr
1001	93295000	110411A0	400060394/0	(10,854.08)	8/18/2011	ZSP0	9/15/2011	004/000	Hardware	1104119	Computer Hdwr
1001	93295000	110411A0	400060398/0	(548.84)	1/20/2012	ZSP0	2/15/2012	004/000	Hardware	1104119	Computer Hdwr
1001	93299000	110411A0	4000607018/0	(0.87)	3/1/2012	ZSP0	3/15/2012	004/000	Hardware	1104119	Computer Hdwr
1001	93299000	110411A0	4000607029/0	(13.70)	3/1/2012	ZSP0	3/15/2012	004/000	Hardware	1104119	Computer Hdwr
1001	93299000	110411A0	4000607037/0	(7.27)	3/1/2012	ZSP0	3/15/2012	004/000	Hardware	1104119	Computer Hdwr
1001	93297000	110411A0	4000607777/0	(527.71)	4/9/2012	ZSP0	4/15/2012	004/000	Hardware	1104119	Computer Hdwr
1001	93297000	110411A0	4000607784/0	(525.75)	4/9/2012	ZSP0	4/15/2012	004/000	Hardware	1104119	Computer Hdwr
1001	93299000	110411A0	4000608256/0	(1.90)	2/29/2012	ZSP0	3/15/2012	004/000	Hardware	1104119	Computer Hdwr
1001	93299000	110411A0	4000608963/0	(14.56)	3/5/2012	ZSP0	3/15/2012	004/000	Hardware	1104119	Computer Hdwr
1001	93299000	110411A0	400070002/0	(1.91)	12/20/2011	ZSP0	1/15/2012	004/000	Hardware	1104119	Computer Hdwr
1001	93297000	110411A0	400070005/0	(353.14)	1/15/2012	ZSP0	1/15/2012	004/000	Hardware	1104119	Computer Hdwr
1001	93297000	110411A0	400070011/0	(7.13)	9/16/2011	ZSP0	10/15/2011	004/000	Hardware	1104119	Computer Hdwr
1001	93297000	110411A0	400070021/0	(422.17)	9/21/2011	ZSP0	10/15/2011	004/000	Hardware	1104119	Computer Hdwr
1001	93299000	110411A0	400070030/0	(19.32)	12/20/2011	ZSP0	1/15/2012	004/000	Hardware	1104119	Computer Hdwr
1001	93295000	110411A0	400070035/0	(7.16)	9/16/2011	ZSP0	10/15/2011	004/000	Hardware	1104119	Computer Hdwr
1001	93295000	110411A0	400070043/0	(0.21)	12/16/2011	ZSP0	1/15/2012	004/000	Hardware	1104119	Computer Hdwr
1001	93297000	110411A0	400070064/0	(91.69)	12/16/2011	ZSP0	1/15/2012	004/000	Hardware	1104119	Computer Hdwr
1001	93295000	110411A0	400070081/0	(10.94)	12/16/2011	ZSP0	1/15/2012	004/000	Hardware	1104119	Computer Hdwr
1001	93295000	110411A0	400070082/0	(105.33)	1/16/2012	ZSP0	2/15/2012	004/000	Hardware	1104119	Computer Hdwr
1001	93297000	110411A0	400070106/0	(546.79)	1/16/2012	ZSP0	2/15/2012	004/000	Hardware	1104119	Computer Hdwr
1001	93297000	110411A0	400070124/0	(2,716.23)	1/16/2012	ZSP0	2/15/2012	004/000	Hardware	1104119	Computer Hdwr
1001	93295000	110411A0	400077127/0	(206.56)	4/10/2012	ZSP0	4/15/2012	004/000	Hardware	1104119	Computer Hdwr
1001	93299000	110411A0	400077733/0	(8.07)	2/28/2012	ZSP0	3/15/2012	004/000	Hardware	1104119	Computer Hdwr
1001	93295000	110411A0	400077776/0	(52.77)	3/19/2012	ZSP0	4/15/2012	004/000	Hardware	1104119	Computer Hdwr
1001	93297000	110411A0	400077795/0	(52.58)	3/19/2012	ZSP0	4/15/2012	004/000	Hardware	1104119	Computer Hdwr
1001	93297000	110411A0	400079904/0	(874.16)	10/15/2011	ZSP0	10/15/2011	004/000	Hardware	1104119	Computer Hdwr
1001	93295000	110411A0	400079934/0	(1,048.57)	10/15/2011	ZSP0	10/15/2011	004/000	Hardware	1104119	Computer Hdwr
1001	93299000	110411A0	400079966/0	(15.60)	10/24/2011	ZSP0	11/15/2011	004/000	Hardware	1104119	Computer Hdwr
1001	93299000	110411A0	400079998/0	(0.19)	10/24/2011	ZSP0	11/15/2011	004/000	Hardware	1104119	Computer Hdwr
1001	93299000	110411A0	400080509/0	(120.77)	4/2/2012	ZSP0	4/15/2012	004/000	Hardware	1104119	Computer Hdwr
1001	93299000	110411A0	400080589/0	(29.19)	3/27/2012	ZSP0	4/15/2012	004/000	Hardware	1104119	Computer Hdwr
1001	93299000	110411A0	400090728/0	(0.19)	10/24/2011	ZSP0	11/15/2011	004/000	Hardware	1104119	Computer Hdwr
1001	93297000	110411A0	400090777/0	(1,186.20)	10/26/2011	ZSP0	11/15/2011	004/000	Hardware	1104119	Computer Hdwr
1001	93295000	110411A0	400090783/0	(54.88)	10/21/2011	ZSP0	11/15/2011	004/000	Hardware	1104119	Computer Hdwr
1001	93295000	110411A0	400090834/0	(491.73)	10/12/2011	ZSP0	10/15/2011	004/000	Hardware	1104119	Computer Hdwr
1001	93299000	110411A0	400092060/0	(73.17)	4/10/2012	ZSP0	4/15/2012	004/000	Hardware	1104119	Computer Hdwr
1001	93299000	110411A0	400092133/0	(7.50)	4/10/2012	ZSP0	4/15/2012	004/000	Hardware	1104119	Computer Hdwr
1001	93299000	110411A0	400100020/0	(0.59)	10/24/2011	ZSP0	11/15/2011	004/000	Hardware	1104119	Computer Hdwr
1001	93297000	110411A0	400101173/0	(5.85)	4/10/2012	ZSP0	4/15/2012	004/000	Hardware	1104119	Computer Hdwr
1001	93295000	110411A0	400101186/0	(5.87)	4/10/2012	ZSP0	4/15/2012	004/000	Hardware	1104119	Computer Hdwr
1001	93299000										

1001	93299000	110411A0	400148451/0	(1.20)	10/10/2012 ZSPO	10/15/2012 004/000	Hardware	1104119 Computer Hdwr
1001	93299000	110411A0	400148479/0	(3.23)	10/10/2012 ZSPO	10/15/2012 004/000	Hardware	1104119 Computer Hdwr
1001	93297000	110411A0	400148616/0	(68.12)	7/15/2012 ZSPO	7/15/2012 004/000	Hardware	1104119 Computer Hdwr
1001	93299000	110411A0	400149828/0	(538.06)	11/12/2012 ZSPO	11/15/2012 004/000	Hardware	1104119 Computer Hdwr
1001	93295000	110411A0	400150413/0	(1,003.77)	8/27/2012 ZSPO	9/15/2012 004/000	Hardware	1104119 Computer Hdwr
1001	93299000	110411A0	400150969/0	773.37	10/15/2012 ZSPO	10/15/2012 004/000	Hardware	1104119 Computer Hdwr
1001	93295000	110411A0	400151312/0	(11.10)	12/15/2012 ZSPO	12/15/2012 004/000	Hardware	1104119 Computer Hdwr
1001	93295000	110411A0	400151326/0	(12.97)	12/15/2012 ZSPO	12/15/2012 004/000	Hardware	1104119 Computer Hdwr
1001	93299000	110411A0	400151805/0	(61.07)	2/15/2013 ZSPO	2/15/2013 004/000	Hardware	1104119 Computer Hdwr
1001	93295000	110411A0	400154062/0	(257.43)	8/20/2012 ZSPO	9/15/2012 004/000	Hardware	1104119 Computer Hdwr
1001	93295000	110411A0	400154873/0	(95.39)	5/10/2012 ZSPO	5/15/2012 004/000	Hardware	1104119 Computer Hdwr
1001	93295000	110411A0	400154876/0	(17.34)	4/16/2012 ZSPO	5/15/2012 004/000	Hardware	1104119 Computer Hdwr
1001	93299000	110411A0	400154886/0	(65.26)	4/16/2012 ZSPO	5/15/2012 004/000	Hardware	1104119 Computer Hdwr
1001	93295000	110411A0	400155341/0	(1,827.84)	4/24/2012 ZSPO	5/15/2012 004/000	Hardware	1104119 Computer Hdwr
1001	93299000	110411A0	400155357/0	(7.46)	6/13/2012 ZSPO	6/15/2012 004/000	Hardware	1104119 Computer Hdwr
1001	93299000	110411A0	400155680/0	(51.11)	7/2/2012 ZSPO	7/15/2012 004/000	Hardware	1104119 Computer Hdwr
1001	93297000	110411A0	400155770/0	(80.51)	7/9/2012 ZSPO	7/15/2012 004/000	Hardware	1104119 Computer Hdwr
1001	93299000	110411A0	400155774/0	(30.60)	6/26/2012 ZSPO	7/15/2012 004/000	Hardware	1104119 Computer Hdwr
1001	93295000	110411A0	400155786/0	(80.81)	7/9/2012 ZSPO	7/15/2012 004/000	Hardware	1104119 Computer Hdwr
1001	93299000	110411A0	400156498/0	(5.65)	8/28/2012 ZSPO	9/15/2012 004/000	Hardware	1104119 Computer Hdwr
1001	93299000	110411A0	400156747/0	(244.27)	7/24/2012 ZSPO	8/15/2012 004/000	Hardware	1104119 Computer Hdwr
1001	93295000	110411A0	400156825/0	(73.43)	8/27/2012 ZSPO	9/15/2012 004/000	Hardware	1104119 Computer Hdwr
1001	93299000	110411A0	400156928/0	(1.63)	7/23/2012 ZSPO	8/15/2012 004/000	Hardware	1104119 Computer Hdwr
1001	93299000	110411A0	400157343/0	(52.10)	8/29/2012 ZSPO	9/15/2012 004/000	Hardware	1104119 Computer Hdwr
1001	93297000	110411A0	400157467/0	(1,091.27)	5/15/2012 ZSPO	5/15/2012 004/000	Hardware	1104119 Computer Hdwr
1001	93299000	110411A0	400158209/0	(7.73)	9/10/2012 ZSPO	9/15/2012 004/000	Hardware	1104119 Computer Hdwr
1001	93299000	110411A0	400158343/0	(196.15)	7/9/2012 ZSPO	7/15/2012 004/000	Hardware	1104119 Computer Hdwr
1001	93299000	110411A0	400160166/0	(283.91)	1/7/2013 ZSPO	1/15/2013 004/000	Hardware	1104119 Computer Hdwr
1001	93295000	110411A0	400161086/0	(4.17)	2/7/2013 ZSPO	2/15/2013 004/000	Hardware	1104119 Computer Hdwr
1001	93295000	110411A0	400161251/0	(266.08)	2/4/2013 ZSPO	2/15/2013 004/000	Hardware	1104119 Computer Hdwr
1001	93295000	110411A0	400162194/0	(558.59)	2/6/2012 ZSPO	2/15/2012 004/000	Hardware	1104119 Computer Hdwr
1001	93299000	110411A0	400162205/0	(8.08)	2/7/2012 ZSPO	2/15/2012 004/000	Hardware	1104119 Computer Hdwr
1001	93299000	110411A0	400162217/0	(249.04)	2/15/2012 ZSPO	2/15/2012 004/000	Hardware	1104119 Computer Hdwr
1001	93297000	110411A0	400162290/0	(524.83)	2/1/2012 ZSPO	2/15/2012 004/000	Hardware	1104119 Computer Hdwr
1001	93297000	110411A0	400162306/0	(209.87)	2/1/2012 ZSPO	2/15/2012 004/000	Hardware	1104119 Computer Hdwr
1001	93295000	110411A0	400162321/0	(81.89)	2/1/2012 ZSPO	2/15/2012 004/000	Hardware	1104119 Computer Hdwr
1001	93297000	110411A0	400162337/0	(2,124.54)	2/1/2012 ZSPO	2/15/2012 004/000	Hardware	1104119 Computer Hdwr
1001	93297000	110411A0	400163228/0	(471.84)	4/2/2012 ZSPO	4/15/2012 004/000	Hardware	1104119 Computer Hdwr
1001	93295000	110411A0	400163904/0	(413.85)	5/9/2012 ZSPO	5/15/2012 004/000	Hardware	1104119 Computer Hdwr
1001	93295000	110411A0	400164503/0	(32.98)	5/14/2012 ZSPO	5/15/2012 004/000	Hardware	1104119 Computer Hdwr
1001	93299000	110411A0	400164558/0	(117.74)	7/11/2012 ZSPO	7/15/2012 004/000	Hardware	1104119 Computer Hdwr
1001	93295000	110411A0	400164738/0	(49.47)	5/11/2012 ZSPO	5/15/2012 004/000	Hardware	1104119 Computer Hdwr
1001	93299000	110411A0	400164769/0	(5.56)	7/30/2012 ZSPO	8/15/2012 004/000	Hardware	1104119 Computer Hdwr
1001	93297000	110411A0	400165806/0	(29.54)	5/3/2012 ZSPO	5/15/2012 004/000	Hardware	1104119 Computer Hdwr
1001	93295000	110411A0	400166190/0	(9.93)	9/26/2012 ZSPO	10/15/2012 004/000	Hardware	1104119 Computer Hdwr
1001	93295000	110411A0	400166194/0	(6.35)	8/13/2012 ZSPO	8/15/2012 004/000	Hardware	1104119 Computer Hdwr
1001	93295000	110411A0	400166213/0	(1.42)	8/6/2012 ZSPO	8/15/2012 004/000	Hardware	1104119 Computer Hdwr
1001	93299000	110411A0	400166524/0	(1.53)	5/15/2012 ZSPO	5/15/2012 004/000	Hardware	1104119 Computer Hdwr
1001	93299000	110411A0	400166651/0	(3.80)	6/13/2012 ZSPO	6/15/2012 004/000	Hardware	1104119 Computer Hdwr
1001	93295000	110411A0	400166664/0	(472.60)	5/15/2012 ZSPO	5/15/2012 004/000	Hardware	1104119 Computer Hdwr
1001	93299000	110411A0	400166665/0	(45.67)	6/13/2012 ZSPO	6/15/2012 004/000	Hardware	1104119 Computer Hdwr
1001	93299000	110411A0	400166672/0	(14.65)	7/12/2012 ZSPO	7/15/2012 004/000	Hardware	1104119 Computer Hdwr
1001	93297000	110411A0	400166737/0	(328.58)	4/1/2012 ZSPO	4/15/2012 004/000	Hardware	1104119 Computer Hdwr
1001	93295000	110411A0	400166747/0	(0.53)	10/10/2012 ZSPO	10/15/2012 004/000	Hardware	1104119 Computer Hdwr
1001	93295000	110411A0	400166965/0	(861.70)	10/22/2012 ZSPO	11/15/2012 004/000	Hardware	1104119 Computer Hdwr
1001	93299000	110411A0	400171442/0	(101.57)	3/8/2013 ZSPO	3/15/2013 004/000	Hardware	1104119 Computer Hdwr
1001	93295000	110411A0	400172775/0	(201.40)	6/8/2012 ZSPO	6/15/2012 004/000	Hardware	1104119 Computer Hdwr
1001	93295000	110411A0	400172827/0	(17.34)	4/17/2012 ZSPO	5/15/2012 004/000	Hardware	1104119 Computer Hdwr
1001	93295000	110411A0	400173661/0	(6.36)	6/26/2012 ZSPO	7/15/2012 004/000	Hardware	1104119 Computer Hdwr
1001	93295000	110411A0	400174388/0	(0.20)	9/24/2012 ZSPO	10/15/2012 004/000	Hardware	1104119 Computer Hdwr
1001	93299000	110411A0	400174849/0	(5.28)	4/17/2012 ZSPO	5/15/2012 004/000	Hardware	1104119 Computer Hdwr
1001	93299000	110411A0	400174943/0	(117.25)	4/20/2012 ZSPO	5/15/2012 004/000	Hardware	1104119 Computer Hdwr
1001	93297000	110411A0	400175207/0	(111.46)	7/15/2012 ZSPO	7/15/2012 004/000	Hardware	1104119 Computer Hdwr
1001	93297000	110411A0	400175233/0	(159.30)	7/15/2012 ZSPO	7/15/2012 004/000	Hardware	1104119 Computer Hdwr
1001	93299000	110411A0	400175255/0	(1.68)	7/12/2012 ZSPO	7/15/2012 004/000	Hardware	1104119 Computer Hdwr
1001	93295000	110411A0	400175580/0	(98.88)	5/15/2012 ZSPO	5/15/2012 004/000	Hardware	1104119 Computer Hdwr
1001	93299000	110411A0	400175905/0	(0.39)	8/29/2012 ZSPO	9/15/2012 004/000	Hardware	1104119 Computer Hdwr
1001	93299000	110411A0	400175995/0	(4.07)	6/13/2012 ZSPO	6/15/2012 004/000	Hardware	1104119 Computer Hdwr
1001	93299000	110411A0	400176009/0	(2.73)	6/13/2012 ZSPO	6/15/2012 004/000	Hardware	1104119 Computer Hdwr
1001	93299000	110411A0	400176025/0	(4.13)	6/13/2012 ZSPO	6/15/2012 004/000	Hardware	1104119 Computer Hdwr
1001	93299000	110411A0	400176040/0	(3.18)	6/13/2012 ZSPO	6/15/2012 004/000	Hardware	1104119 Computer Hdwr
1001	93299000	110411A0	400176056/0	(5.15)	6/13/2012 ZSPO	6/15/2012 004/000	Hardware	1104119 Computer Hdwr
1001	93299000	110411A0	400176071/0	(8.73)	6/13/2012 ZSPO	6/15/2012 004/000	Hardware	1104119 Computer Hdwr
1001	93299000	110411A0	400176082/0	(7.31)	7/23/2012 ZSPO	8/15/2012 004/000	Hardware	1104119 Computer Hdwr
1001	93299000	110411A0	400176300/0	(1.73)	7/5/2012 ZSPO	7/15/2012 004/000	Hardware	1104119 Computer Hdwr
1001	93297000	110411A0	400176417/0	(901.01)	9/10/2012 ZSPO	9/15/2012 004/000	Hardware	1104119 Computer Hdwr
1001	93299000	110411A0	400176497/0	(10.62)	9/11/2012 ZSPO	9/15/2012 004/000	Hardware	1104119 Computer Hdwr
1001	93299000	110411A0	400176542/0	(46.68)	7/23/2012 ZSPO	8/15/2012 004/000	Hardware	1104119 Computer Hdwr
1001	93295000	110411A0	400176603/0	(18.98)	10/22/2012 ZSPO	11/15/2012 004/000	Hardware	1104119 Computer Hdwr
1001	93295000	110411A0	400176618/0	(25.33)	10/22/2012 ZSPO	11/15/2012 004/000	Hardware	1104119 Computer Hdwr
1001	93299000	110411A0	400191110/0	(4.97)	2/15/2013 ZSPO	2/15/2013 004/000	Hardware	1104119 Computer Hdwr
1001	93299000	110411A0	400191167/0	(0.76)	3/16/2013 ZSPO	4/15/2013 004/000	Hardware	1104119 Computer Hdwr
1001	93299000	110411A0	400191180/0	(30.28)	3/15/2013 ZSPO	3/15/2013 004/000	Hardware	1104119 Computer Hdwr
1001	93299000	110411A0	400191199/0	(0.40)	3/15/2013 ZSPO	3/15/2013 004/000	Hardware	1104119 Computer Hdwr
1001	93299000	110411A0	400191212/0	(133.84)	2/15/2013 ZSPO	2/15/2013 004/000	Hardware	1104119 Computer Hdwr
1001	93299000	110411A0	400191220/0	(205.22)	2/15/2013 ZSPO	2/15/2013 004/000	Hardware	1104119 Computer Hdwr
1114	93346000	110413A0	400421416/0	(0.92)	2/3/2013 ZSPO	2/3/2013 007/000	Software - Internal - 7YR LIFE	1104139 Software Internal
1114	93346000	110413A0	400421417/0	(4.97)	2/3/2013 ZSPO	2/3/2013 007/000	Software - Internal - 7YR LIFE	1104139 Software Internal
1114	93346000	110413A0	400421418/0	(136.70)	2/3/2013 ZSPO	2/3/2013 007/000	Software - Internal - 7YR LIFE	1104139 Software Internal
1114	93346000	110413A0	400421419/0	(18.78)	2/3/2013 ZSPO	2/3/2013 007/000	Software - Internal - 7YR LIFE	1104139 Software Internal
1114	93346000	110413A0	400421420/0	(636.98)	2/3/2013 ZSPO	2/3/2013 007/000	Software - Internal - 7YR LIFE	1104139 Software Internal
1114	93346000	110413A0	400421421/0	(3.77)	2/3/2013 ZSPO	2/3/2013 007/000	Software - Internal - 7YR LIFE	1104139 Software Internal
1001	93297000	110411A0	400421424/0	(2.49)	2/3/2013 ZSPO	2/3/2013 004/000	Hardware	1104119 Computer Hdwr
1114	93346000	110413A0	400421425/0	(48.21)	2/3/2013 ZSPO	2/3/2013 007/000	Software - Internal - 7YR LIFE	1104139 Software Internal
1114	93346000	110412A0	400421426/0	(0.57)	2/3/2013 ZSPO	2/3/2013 007/000	Software - 7YR LIFE	1104129 Computer Software
1114	93346000	110412A0	400421427/0	(521.06)	2/3/2013 ZSPO	2/3/2013 007/000	Software - 7YR LIFE	1104129 Computer Software
1114	93346000	110413A0	400421428/0	(0.40)	2/3/2013 ZSPO	2/3/2013 007/000	Software - Internal - 7YR LIFE	1104139 Software Internal
1114	93346000	110413A0	400421429/0	(129.15)	2/3/2013 Z			













1114	93346000	110413A1	400550009/0	(38.95)	7/22/2014	ZSP0	8/3/2014	004/000	Software - Internal	1104139	Software Internal
1114	93346000	110414A2	400550010/0	(89.18)	7/22/2014	ZSP0	8/3/2014	004/000	Internal Software Cap Interest	1104149	Software Ca/ Omt
1114	93346000	110413A1	400550011/0	(295.61)	7/15/2014	ZSP0	7/6/2014	004/000	Software - Internal	1104139	Software Internal
1114	93346000	110413A1	400550012/0	(308.09)	7/15/2014	ZSP0	7/6/2014	004/000	Software - Internal	1104139	Software Internal
1114	93346000	110414A2	400550013/0	(0.03)	7/15/2014	ZSP0	7/6/2014	004/000	Internal Software Cap Interest	1104149	Software Ca/ Omt
1114	93346000	110413A1	400550117/0	(18.54)	6/24/2014	ZSP0	7/6/2014	004/000	Software - Internal	1104139	Software Internal
1114	93346000	110413A1	400550118/0	(20.47)	5/6/2014	ZSP0	5/4/2014	004/000	Software - Internal	1104139	Software Internal
1114	93346000	110413A1	400550119/0	(86.26)	7/22/2014	ZSP0	7/22/2014	004/000	Software - Internal	1104139	Software Internal
1114	93346000	110413A1	400550120/0	(3.87)	7/22/2014	ZSP0	8/3/2014	004/000	Software - Internal	1104139	Software Internal
1114	93346000	110413A0	400561872/0	(205.92)	2/3/2013	ZSP0	2/3/2013	007/000	Software - Internal - 7YR LIFE	1104139	Software Internal
1114	93346000	110412A0	400561873/0	(292.82)	2/3/2013	ZSP0	2/3/2013	007/000	Software - 7YR LIFE	1104129	Computer Software
1114	93346000	110412A0	400561874/0	(484.82)	7/10/2013	ZSP0	7/7/2013	007/000	Software - 7YR LIFE	1104129	Computer Software
1114	93346000	110414A0	400561875/0	(65.06)	6/10/2013	ZSP0	6/2/2013	004/000	Purch Sftwr Cap Interest	1104149	Software Ca/ Omt
1114	93346000	110412A1	400561876/0	(13,318.55)	6/10/2013	ZSP0	6/2/2013	004/000	Software	1104129	Computer Software
1114	93346000	110413A0	400561877/0	(2,104.36)	4/19/2013	ZSP0	4/7/2013	007/000	Software - Internal - 7YR LIFE	1104139	Software Internal
1114	93346000	110414A3	400561878/0	(3.43)	5/10/2013	ZSP0	5/5/2013	007/000	Internal Software Cap Interest-7 year life	1104149	Software Ca/ Omt
1114	93346000	110413A1	400562369/0	(679.95)	7/16/2014	ZSP0	7/6/2014	004/000	Software - Internal	1104139	Software Internal
1114	93346000	110413A1	400562370/0	(607.39)	7/16/2014	ZSP0	7/6/2014	004/000	Software - Internal	1104139	Software Internal
1114	93346000	110413A1	400562371/0	(181.80)	7/16/2014	ZSP0	7/6/2014	004/000	Software - Internal	1104139	Software Internal
1114	93346000	110414A2	400562372/0	(5.57)	7/16/2014	ZSP0	7/16/2014	004/000	Internal Software Cap Interest	1104149	Software Ca/ Omt
1114	93346000	110413A1	400562373/0	(315.52)	6/24/2014	ZSP0	7/6/2014	004/000	Software - Internal	1104139	Software Internal
1114	93346000	110413A1	400562374/0	(130.56)	6/24/2014	ZSP0	7/6/2014	004/000	Software - Internal	1104139	Software Internal
1114	93346000	110413A1	400562375/0	(8,244.93)	6/24/2014	ZSP0	7/6/2014	004/000	Software - Internal	1104139	Software Internal
1114	93346000	110413A1	400562376/0	(15.79)	6/24/2014	ZSP0	7/6/2014	004/000	Software - Internal	1104139	Software Internal
1114	93346000	110414A2	400562377/0	(70.14)	6/24/2014	ZSP0	7/6/2014	004/000	Internal Software Cap Interest	1104149	Software Ca/ Omt
1114	93346000	110413A1	400562984/0	(114.11)	8/26/2014	ZSP0	8/31/2014	004/000	Software - Internal	1104139	Software Internal
1114	93346000	110413A1	400562985/0	(704.12)	8/26/2014	ZSP0	8/31/2014	004/000	Software - Internal	1104139	Software Internal
1114	93346000	110414A2	400562986/0	(0.12)	8/26/2014	ZSP0	8/31/2014	004/000	Internal Software Cap Interest	1104149	Software Ca/ Omt
1001	93297000	110411A0	400563266/0	(14.34)	6/9/2014	ZSP0	6/1/2014	004/000	Hardware	1104119	Computer Hdwr
1001	93297000	110411A0	400563269/0	(13.08)	8/1/2014	ZSP0	8/1/2014	004/000	Hardware	1104119	Computer Hdwr
1001	93297000	110411A0	400565076/0	(0.40)	6/23/2014	ZSP0	7/6/2014	004/000	Hardware	1104119	Computer Hdwr
1114	93346000	110413A1	400565081/0	(47.87)	6/24/2014	ZSP0	7/6/2014	004/000	Software - Internal	1104139	Software Internal
1114	93346000	110413A1	400565414/0	(628.49)	9/23/2014	ZSP0	10/5/2014	004/000	Software - Internal	1104139	Software Internal
1114	93346000	110413A1	400565416/0	140.39	9/23/2014	ZSP0	10/5/2014	004/000	Software - Internal	1104139	Software Internal
1114	93346000	110413A1	400565417/0	(625.90)	9/23/2014	ZSP0	10/5/2014	004/000	Software - Internal	1104139	Software Internal
1114	93346000	110413A1	400565418/0	(936.89)	9/23/2014	ZSP0	10/5/2014	004/000	Software - Internal	1104139	Software Internal
1114	93346000	110413A1	400565419/0	(11,638.50)	9/23/2014	ZSP0	10/5/2014	004/000	Software - Internal	1104139	Software Internal
1114	93346000	110413A1	400565420/0	(57.18)	9/23/2014	ZSP0	10/5/2014	004/000	Software - Internal	1104139	Software Internal
1001	93297000	110411A0	400565430/0	(2,925.11)	9/23/2014	ZSP0	10/5/2014	004/000	Hardware	1104119	Computer Hdwr
1114	93346000	110413A1	400565431/0	(265.31)	9/23/2014	ZSP0	10/5/2014	004/000	Software - Internal	1104139	Software Internal
1114	93346000	110413A1	400565432/0	(31.28)	9/23/2014	ZSP0	10/5/2014	004/000	Software - Internal	1104139	Software Internal
1114	93346000	110413A1	400565433/0	(26.54)	9/23/2014	ZSP0	10/5/2014	004/000	Software - Internal	1104139	Software Internal
1001	93297000	110411A0	400565434/0	(29.88)	9/23/2014	ZSP0	10/5/2014	004/000	Hardware	1104119	Computer Hdwr
1001	93297000	110411A0	400565439/0	(710.83)	9/23/2014	ZSP0	10/5/2014	004/000	Hardware	1104119	Computer Hdwr
1001	93297000	110411A0	400565443/0	(23.20)	9/23/2014	ZSP0	10/5/2014	004/000	Hardware	1104119	Computer Hdwr
1114	93346000	110413A1	400565518/0	(680.12)	10/20/2014	ZSP0	11/2/2014	004/000	Software - Internal	1104139	Software Internal
1114	93346000	110413A1	400565521/0	(165.30)	10/20/2014	ZSP0	11/2/2014	004/000	Software - Internal	1104139	Software Internal
1114	93346000	110413A1	400565523/0	(36,185.93)	10/20/2014	ZSP0	11/2/2014	004/000	Software - Internal	1104139	Software Internal
1114	93346000	110413A1	400565524/0	(99.86)	10/20/2014	ZSP0	11/2/2014	004/000	Software - Internal	1104139	Software Internal
1114	93346000	110414A2	400565525/0	(64.59)	10/20/2014	ZSP0	11/2/2014	004/000	Internal Software Cap Interest	1104149	Software Ca/ Omt
1114	93346000	110413A1	400569176/0	(6.84)	9/25/2014	ZSP0	10/5/2014	004/000	Software - Internal	1104139	Software Internal
1114	93346000	110413A1	400569177/0	(224.44)	9/25/2014	ZSP0	10/5/2014	004/000	Software - Internal	1104139	Software Internal
1114	93346000	110413A1	400569178/0	(3,528.21)	9/25/2014	ZSP0	10/5/2014	004/000	Software - Internal	1104139	Software Internal
1114	93346000	110413A1	400569179/0	(32.80)	9/25/2014	ZSP0	10/5/2014	004/000	Software - Internal	1104139	Software Internal
1114	93346000	110414A2	400569180/0	(15.81)	9/25/2014	ZSP0	10/5/2014	004/000	Internal Software Cap Interest	1104149	Software Ca/ Omt
1114	93346000	110413A1	400569221/0	(29.98)	9/23/2014	ZSP0	10/5/2014	004/000	Software - Internal	1104139	Software Internal
1114	93346000	110413A1	400569222/0	(537.59)	9/23/2014	ZSP0	10/5/2014	004/000	Software - Internal	1104139	Software Internal
1114	93346000	110413A1	400569223/0	(26.07)	9/23/2014	ZSP0	10/5/2014	004/000	Software - Internal	1104139	Software Internal
1114	93346000	110414A2	400569224/0	(3.79)	9/23/2014	ZSP0	10/5/2014	004/000	Internal Software Cap Interest	1104149	Software Ca/ Omt
1114	93346000	110413A1	400569225/0	(130.39)	10/28/2014	ZSP0	11/2/2014	004/000	Software - Internal	1104139	Software Internal
1114	93346000	110413A1	400569227/0	(466.47)	10/28/2014	ZSP0	11/2/2014	004/000	Software - Internal	1104139	Software Internal
1114	93346000	110414A2	400569228/0	(3.87)	10/28/2014	ZSP0	11/2/2014	004/000	Internal Software Cap Interest	1104149	Software Ca/ Omt
1114	93346000	110413A1	400569239/0	(150.01)	9/23/2014	ZSP0	10/5/2014	004/000	Software - Internal	1104139	Software Internal
1114	93346000	110413A1	400569240/0	(273.95)	9/23/2014	ZSP0	10/5/2014	004/000	Software - Internal	1104139	Software Internal
1114	93346000	110414A2	400569242/0	(0.99)	9/23/2014	ZSP0	10/5/2014	004/000	Internal Software Cap Interest	1104149	Software Ca/ Omt
1114	93346000	110413A1	400569267/0	(64.98)	9/29/2014	ZSP0	10/5/2014	004/000	Software - Internal	1104139	Software Internal
1114	93346000	110413A1	400569268/0	(146.74)	9/29/2014	ZSP0	10/5/2014	004/000	Software - Internal	1104139	Software Internal
1114	93346000	110413A1	400569269/0	(15.04)	9/29/2014	ZSP0	10/5/2014	004/000	Software - Internal	1104139	Software Internal
1114	93346000	110414A2	400569271/0	(4.98)	9/29/2014	ZSP0	10/5/2014	004/000	Internal Software Cap Interest	1104149	Software Ca/ Omt
1114	93346000	110413A0	400569652/0	(49.39)	9/10/2014	ZSP0	8/31/2014	007/000	Software - Internal - 7YR LIFE	1104139	Software Internal
1114	93346000	110413A0	400569656/0	(26.25)	9/10/2014	ZSP0	8/31/2014	007/000	Software - Internal - 7YR LIFE	1104139	Software Internal
1001	93297000	110411A0	400569657/0	(180.68)	9/10/2014	ZSP0	8/31/2014	004/000	Hardware	1104119	Computer Hdwr
1114	93346000	110413A0	400569661/0	(113.30)	9/10/2014	ZSP0	8/31/2014	007/000	Software - Internal - 7YR LIFE	1104139	Software Internal
1114	93346000	110413A0	400572416/0	(37.06)	9/10/2014	ZSP0	8/31/2014	007/000	Software - Internal - 7YR LIFE	1104139	Software Internal
1114	93346000	110413A1	400572591/0	(20.21)	3/31/2014	ZSP0	4/6/2014	004/000	Software - Internal	1104139	Software Internal
1114	93346000	110413A1	400572592/0	(572.26)	3/31/2014	ZSP0	4/6/2014	004/000	Software - Internal	1104139	Software Internal
1114	93346000	110413A1	400572593/0	(207.52)	3/31/2014	ZSP0	4/6/2014	004/000	Software - Internal	1104139	Software Internal
1114	93346000	110414A2	400572594/0	(22.81)	3/31/2014	ZSP0	4/6/2014	004/000	Internal Software Cap Interest	1104149	Software Ca/ Omt
1114	93346000	110413A1	400585820/0	(40.64)	11/11/2014	ZSP0	11/2/2014	004/000	Software - Internal	1104139	Software Internal
1114	93346000	110413A1	400585821/0	(4,656.29)	11/11/2014	ZSP0	11/2/2014	004/000	Software - Internal	1104139	Software Internal
1114	93346000	110413A1	400585822/0	(13.20)	11/11/2014	ZSP0	11/2/2014	004/000	Software - Internal	1104139	Software Internal
1114	93346000	110414A2	400585823/0	(13.13)	11/11/2014	ZSP0	11/2/2014	004/000	Internal Software Cap Interest	1104149	Software Ca/ Omt
1114	93346000	110413A1	400585828/0	(518.52)	11/11/2014	ZSP0	11/2/2014	004/000	Software - Internal	1104139	Software Internal

-1,657,390.01

# **SCHEDULE B1**

## MASTER AGREEMENT

This **MASTER AGREEMENT** (the "**Agreement**") is entered into effective as of February 3, 2013 (the "**Effective Date**"), by and between Target Brands, Inc., a Minnesota corporation ("**TBI**"), and Target Canada Co., a Nova Scotia, Canada unlimited company ("**Target Canada**").

### RECITALS

WHEREAS, Target Corporation and related entities (the "**Target Group**") have expanded their business to include a Canadian retail operations segment to be carried out by Target Canada.

WHEREAS, TBI possesses the knowledge, expertise, resources and ability to provide certain services to Target Canada such as: (i) retail support services; (ii) administrative and business services; and (iii) marketing, merchandising, merchandising sourcing and strategy and management services through the use of its own resources or through its contractual arrangements with other Target Group companies;

WHEREAS, Target Canada desires to engage TBI to perform such services, and TBI desires to provide such services to Target Canada, in the manner and on the terms set forth in this Agreement;

WHEREAS, TBI is the owner of or has rights to certain interests in existing Intangible Property (as defined below);

WHEREAS, TBI is willing to grant to Target Canada an exclusive, sublicensable, royalty-bearing license in the Territory to TBI's rights to the Intangible Property in connection with Target Canada's operation of retail stores in Canada.

NOW THEREFORE, in consideration of the promises, the mutual covenants contained herein, and other good and valuable consideration, the receipt and sufficiency of which are hereby acknowledged, the parties agree as follows:

#### 1. TBI RETAIL SUPPORT AND RELATED SERVICES

1.1 TBI hereby agrees to perform through its own resources or through its contractual relationships with other Target Group companies or provided by authorized third parties pursuant to a duly executed sublicense agreement: (i) retail and pharmacy support services; (ii) administrative and business services; and (iii) marketing, merchandising, merchandising sourcing and strategy and management services for Target Canada, all solely in connection with its retail operations in Canada and its manufacture of merchandise and goods to be sold in such retail operations (the "**TBI Services**"), as further described below.

(a) Retail Support Services as described on Schedule 1.1(a) ("**Retail Support Services**");

- (b) Administrative and Business Services as described on Schedule 1.1(b) ("**Business Services**");
  - (c) Marketing, merchandising, merchandise sourcing, strategy and management services as described on Schedule 1.1(c), (d), and (e) ("**Other Consulting Services**").
- 1.2 Target Canada hereby sublicenses TBI, subject to the conditions on sublicenses in Section 3.1(d), any and all Licensed IP needed by TBI to perform or have others perform the TBI Services hereunder.

## 2. DEFINITIONS

- 2.1 **Defined Terms.** Capitalized terms appearing in this Agreement shall have the meaning described below.
- 2.2 "**Affiliate**" or "**Affiliates**" shall mean a corporation, company or other legal entity which is a member of the Target Group for United States Generally Accepted Accounting Principles ("US GAAP") purposes.
- 2.3 "**Intangible Property**" shall mean any and all of TBI's intangible property rights and associated intellectual property rights, including all Work Product, whether existing as of the Effective Date or developed or acquired later in time, including, but not limited to: (i) works of authorship throughout the world, including but not limited to copyrights, neighboring rights, moral rights and all derivative works thereof; (ii) trademark and trade name rights and similar rights; (iii) trade secret rights; (iv) patents, designs, manufacturing processes, know-how and other industrial property rights; (v) all theatrical, video and DVD, television, live stage production, sound recording, software applications and all ancillary and derivative rights, (vi) all other intellectual and industrial property rights (of every kind and nature throughout the world and however designated) whether arising by operation of law, contract, license, or otherwise; and (vii) all registrations, initial applications, renewals, extensions, continuations, divisions or reissues thereof now or hereafter in force (including any rights in any of the foregoing).
- 2.4 "**Licensed IP**" shall mean Intangible Property that: (i) is owned by or licensed to Target Canada either as of the Effective Date or any time thereafter, including all Intangible Property that is Work Product hereunder; and (ii) Target Canada permits TBI to use in its provision of the TBI Services hereunder.
- 2.5 "**Net Revenues**" shall mean net revenues determined in accordance with US GAAP as applied by Target Canada for financial reporting purposes and shall mean the revenues recognized by or for the account of Target Canada from the distribution of the Products and provision of Services within the Territory, provided that Net Revenues shall not include any of the following:
- i. Any government taxes or levies collected from customers with respect to the sale of the Products that are to be paid over to any applicable governmental authority; or

- ii. Any portion of the revenues from the sale of the Products that is refunded by Target Canada to a customer; or
  - iii. Any amounts associated with the shipment and delivery of the Products, including, without limitation, all freight charges, freight forwarding fees, customs fees and insurance premiums.
- 2.6 **"Party"** shall mean Target Brands, Inc. or Target Canada Co. or, if used in the plural, both Target Brands, Inc. and Target Canada Co.
- 2.7 **"Product"** or **"Products"** shall mean any products distributed by Target Canada or on behalf of Target Canada or sold or distributed by authorized third parties pursuant to a duly executed Sublicense (as defined in Section 3.1(a) of this Agreement).
- 2.8 **"Royalty"** shall mean as defined in section 5.3.
- 2.9 **"Royalty Payment"** shall mean as defined in section 5.4.
- 2.10 **"Service"** or **"Services"** shall mean any services provided by Target Canada or provided by authorized third parties pursuant to a duly executed sublicense agreement.
- 2.11 **"Territory"** shall mean everywhere in the world.
- 2.12 **"Work Product"** shall mean all intellectual property including specifications, data, designs, discoveries, inventions, products, modifications, technical information, market information, procedures, processes, manufacturing know-how developed in the Territory that becomes patented, improvements, developments, drawings, notes, documents, live motion picture or television films, live stage productions, sound recordings, software applications and all ancillary or derivative media reproductions, information and materials directly or indirectly made, conceived, reduced to practice or developed by Target Canada, on Target Canada's behalf or by Sublicensees (as defined in section 3.1(a)) which result from, relate to or arise out of Target Canada's performance under this Agreement and relate to the Products or Services or any Intangible Property therein.
- 2.13 **"Year"** shall mean the calendar year, or any other twelve (12) month period corresponding to TBI's fiscal year.

### 3. LIMITED LICENSE TO USE INTANGIBLE PROPERTY

- 3.1 **Grant of License by TBI.** To the extent of its legal right to do so, and subject to the rights of third party licensors under any development, research or licensing agreements (whether now in effect or entered into in the future or arising otherwise), TBI hereby grants to Target Canada within the Territory a revocable, exclusive, sublicensable, royalty-bearing license to commercially exploit all Intangible Property for all legal purposes in connection with Target Canada's

retail operations within Canada, its territories and possessions, and the right to manufacture merchandise and goods to be purchased by Target Canada and sold in its retail operations within Canada, for the term set forth in Section 6, subject to and upon the terms and conditions of this Agreement as follows:

- (a) Under specified terms and conditions set out below, TBI grants to Target Canada the right to grant and enter into sublicense agreements (hereinafter "Sublicense(s)") with third parties and Affiliates (hereinafter "Sublicensee(s)") to sublicense the Intangible Property rights in connection with Target Canada's retail operations within Canada, its territories and possessions, including the operation of retail pharmacies, and provision of Products to be distributed or Services to be provided within Canada, its territories and possessions, and the right to manufacture merchandise and goods to be purchased by Target Canada and sold in its retail operations within Canada. TBI does not grant the right to sublicense the Intangible Property rights for any other purpose.
- (b) Notwithstanding anything to the contrary herein contained, TBI and Target Canada agree that the rights granted herein and the restrictions herein contained shall be subject to the laws of the relevant Territory and all rules, regulations, directives, laws and legislation associated therewith as the same may be in force from time to time.
- (c) Unless otherwise agreed in writing, Target Canada shall not actively seek trade customers for the retail operations, or for the Product or Service, nor establish any branch or agency, nor maintain any distribution or provision depot for the Product or Service in any country outside of Canada where intellectual property rights exist in respect of the retail operations, or for the Product or Service, whether in the name of TBI, an Affiliate or any registered user or other licensee of TBI.
- (d) It is a condition of the right to Sublicense granted under this Agreement that Target Canada shall procure that any Sublicense(s) between itself and any Sublicensee shall:
  - (i) be in writing;
  - (ii) grant no rights inconsistent with this Agreement;
  - (iii) impose on the Sublicensee in respect of the rights sublicensed thereunder all covenants and obligations, including confidentiality obligations, which are assumed by or imposed on Target Canada under this Agreement, *mutatis mutandis*;
  - (iv) absent consent of the parties, terminate, *inter alia*, not later than when all licensed rights under the Agreement, subject of said Sublicense(s) have terminated or expired. In the event the Agreement is not renewed, TBI will honor the Sublicense(s) entered into by Target Canada;



- (v) be maintained on file and available upon request to TBI within seven (7) days of execution;
- (vi) require Target Canada at first request of TBI to register the Sublicense(s) in the appropriate registers as indicated by TBI;
- (vii) provide for TBI's inspection of Products, including samples, and provide timely notice regarding misuse of TBI's Intangible Property;
- (viii) require Sublicensees' further Sublicenses, if any, to comply with the provisions of Section 3 herein;
- (ix) require all Sublicensees to assign and transfer all Work Product created during this Agreement's term to TBI at the moment of its creation, including works made for hire, which shall designate TBI as the author with the intent that TBI's rights and protection under this Agreement shall not be in any way adversely affected by any such Sublicense(s) and/or upon termination of this Agreement between TBI and Target Canada; and
- (x) No Sublicensee may obtain or be granted any rights greater than the rights granted to Target Canada under this Agreement.

**3.2 Control By TBI.** TBI shall have the right to inspection and prior approval of all uses of the Intangible Property on or in connection with the Products and Services, including but not limited to review of advertising, and also have the right of inspection and prior approval of the quality of the Product, premises, or of any Services associated with the Intangible Property as set forth in Schedule 2. TBI's rights shall apply as against Target Canada and all sublicensees, agents, and successors.

**3.3 Notice to TBI.** Except as provided in Section 3.1, Target Canada shall not sublicense, make available or otherwise transfer any of its rights hereunder without the prior written consent of TBI.

**3.4 Subject To Third Party Rights.** The rights granted under this Agreement to Target Canada are subject to any existing or future third party licensor rights in the Intangible Property and/or the Products and Services and nothing in this Agreement shall relieve either Party of its obligations in respect of royalty payments to third parties with respect to Products or Intangible Property if and to the extent applicable.

#### **4. RIGHTS AND CONFIDENTIALITY**

**4.1 Rights in Intangible Property.** As between TBI and Target Canada:

- (a) All right, title, and interest in the Intangible Property licensed hereunder are and shall remain with TBI, subject to the license granted to Target

Canada herein. Target Canada shall not at any time do or cause to be done, or fail to do or cause to be done, any act or thing, directly or indirectly, contesting or in any way impairing TBI's right, title, or interest in the Intangible Property licensed hereunder.

- (b) Target Canada will not make any representation or do any act which may be taken to indicate that it has any right, title or interest in or to the ownership or use of any of the Intangible Property except as defined under the terms of this Agreement, and acknowledges that nothing contained in this Agreement shall give Target Canada any right, title or interest in or to the Intangible Property save as expressly granted hereby.
- (c) TBI shall use its best endeavors to secure and preserve its rights with regard to the Intangible Property by such means as are required by the laws of Canada to keep the rights valid and effective, including the payments of taxes and fees.
- (d) Target Canada agrees to take whatever action is appropriate or necessary to protect TBI's rights in the Intangible Property including but not limited to: cooperating in and compensating TBI for any new domestic or foreign applications for intellectual property registration pursued by TBI within the Territory to support retail operations in Canada, its territories and possessions; and registering as a licensee or user of TBI's trademarks, trade names or similar rights upon request by TBI.
- (e) Target Canada shall not do or omit to do any act or thing the doing or omission of which might prejudice the continued existence of the rights with regard to the Intangible Property.
- (f) During and after the term of this Agreement, Target Canada agrees and warrants that it will not, within the Territory, infringe upon or cause or facilitate the infringement of any trademarks or other related rights derived from or confusingly similar to the Intangible Property.
- (g) Target Canada agrees to promptly notify TBI of conflicting activities by third parties of which Target Canada becomes aware. On written notice from Target Canada of such activities, in the first instance TBI may, but is not required to, take appropriate legal action. During this period, Target Canada shall take no legal action, however, without TBI's prior written consent. Target Canada agrees to cooperate fully in and pay for any action taken by TBI to protect Target Canada's exclusivity hereunder. TBI may, but is not required to, initiate and control any legal action undertaken pursuant to this provision.
- (h) Target Canada agrees to ensure that all exploitation of the Intangible Property, including use on the Product or in connection with any Services authorized hereunder, comply with and are distributed in compliance with all relevant copyright, trademark, design right, registered design and other

relevant intellectual property laws in all parts of the Territory where it is exploited.

- (i) Notwithstanding paragraph 6.2 herein, TBI may terminate this Agreement immediately upon giving notice to Target Canada if Target Canada shall challenge the validity of or TBI's ownership of the Intangible Property or any rights licensed by TBI to Target Canada hereunder.
- (j) Target Canada hereby unconditionally and irrevocably grants, agrees to grant, assigns, agrees to assign, transfers, agrees to transfer, conveys, agrees to convey and delivers and agrees to deliver to TBI all rights, titles and interests in and to all Work Product created or developed during the term of this Agreement, all as of the date of creation or development of such Work Product, with no further act or action required in order to effect such assignment and transfer, and subject to the license granted to Target Canada herein. To the extent Work Product is a "work made for hire" under applicable copyright law, it shall be considered a "work made for hire" from the moment of creation, the copyright of which shall be owned exclusively by TBI worldwide. To the extent such Work Product does not qualify as a "work made for hire" under applicable copyright law, all rights, titles and interests that Target Canada may have in and to same is hereby assigned, transferred and conveyed from the moment of creation exclusively to TBI. Target Canada shall execute such documents, render such assistance, and take such other action as TBI may reasonably request, at TBI's expense, to apply for, register, perfect, confirm, and protect TBI's rights to the Work Product. Target Canada shall not at any time do or cause to be done, or fail to do or cause to be done, any act or thing, directly or indirectly, contesting or in any way impairing TBI's rights, titles, or interests in the Work Product. Target Canada acknowledges that any right to Work Product assigned, transferred or conveyed to TBI may be assigned by TBI to any Affiliate or other third party. Pursuant to Section 3.1 above, the Work Product, along with all other Intangible Property, is licensed to Target Canada within the territory under the terms of this Agreement.

**4.2 Waiver of Moral Rights.** Target Canada hereby waives any and all moral rights, including without limitation any right to identification of authorship or limitation on subsequent modification that Target Canada (or its employees, agents or consultants) has or may have in any Work Product and any derivatives, improvements or modifications thereof.

**4.3 Goodwill.** Target Canada shall uphold TBI's good name, preserve its goodwill, and protect TBI's Intangible Property rights and associated rights or interest during the term of this Agreement. Notwithstanding paragraph 6.2 herein, TBI shall have the right to immediately terminate this Agreement upon giving notice to Target Canada, in the event that Target Canada engages in any illegal, indecent, immoral, harmful or scandalous behavior or activities that may directly or indirectly damage TBI's reputation or good will.

4.4 **Confidentiality.** During and subsequent to the term of this Agreement, Target Canada, its agents and employees shall not make any unauthorized use or disclosure of any knowledge or information of a confidential or proprietary nature concerning the Intangible Property, or other private or confidential matters of TBI, and shall refrain from any acts or omissions that would reduce the value of such confidential matters to TBI or that would deprive or tend to deprive TBI of trade secret or other intellectual property protection with respect to such confidential matters. Target Canada shall develop and implement such procedures as may be reasonable and prudent to prevent the intentional or negligent disclosure to third parties of the Intangible Property licensed hereunder and related confidential information, including (but not limited to) requiring each of its employees having access to such information to enter into an appropriate written confidentiality agreement with Target Canada. The foregoing obligations shall not apply to knowledge or information which prior to receipt thereof from TBI was in the possession of Target Canada and at its free disposal, or is subsequently disclosed to Target Canada without any obligations of confidence by a third party who has not derived it directly or indirectly from TBI, or is or becomes generally available to the public through no act or default of Target Canada or its agents or employees.

4.5 **Permitted Disclosure.** Notwithstanding the foregoing, Target Canada shall have the right: (a) to communicate to suppliers relevant portions of the Intangible Property licensed hereunder reasonably necessary for, and solely for the purposes of, the procurement by Target Canada of commercially available materials and parts for use in the manufacture and/or installation of the Products; and (b) to communicate to customers acquiring the Products such portions of the Intangible Property licensed hereunder as are reasonably needed by such customers for operating and maintaining the Products, provided however, that any recipients of the Intangible Property which constitutes a trade secret or information of a confidential nature and licensed hereunder shall be advised by Target Canada, in writing, at the time of or before such communication, that proprietary information is being communicated and that such information is to be kept confidential and must not be used or disclosed except as permitted hereunder, and provided further, that such recipient undertakes, in writing, prior to disclosure, to respect such confidentiality and to be bound by terms and conditions given in this Article 4.

## 5. COMPENSATION

5.1 **Fees.** In consideration for TBI Services and any related materials and property provided by TBI, Target Canada agrees to pay TBI arm's length fees ("**Fee**") as agreed upon between the parties from time to time. The Fee shall be analyzed at the end of the Term of this Agreement and, in the event this Agreement is extended or amended, the Fee shall be agreed as between the parties. If any payment under this Agreement is required to be adjusted by the US or Canadian tax authorities or is adjusted at TBI's initiative, then TBI shall provide a refund or Target Canada shall make an additional payment as necessary to ensure that actual payments tie to the adjusted amount.



- 5.2 **Payment of Fees.** The Fee owed by Target Canada for the TBI Services and any related materials and property shall accrue and be charged either throughout or at the end of TBI's fiscal year and shall be paid as follows: no later than 60 days after the end of TBI's fiscal year, Target Canada shall pay to TBI the total amount of charges due for all TBI Services performed and any related materials and property provided during such fiscal year, with a credit against such payment for any amounts previously paid in excess of the amounts actually due for the fiscal year. The Fee owed by Target Canada may be offset by any amounts owed to Target Canada by TBI.
- 5.3 **Royalty.** In consideration for the license granted under this Agreement, Target Canada agrees to pay a Royalty Payment to TBI that is based on Net Revenues and produces an arm's length result as set forth in Schedule 3. If any Royalty Payment under this Agreement is required to be adjusted by the US or Canadian tax authorities or is adjusted at TBI's initiative, then TBI shall provide a refund or Target Canada shall make an additional payment as necessary to ensure that actual payments tie to the adjusted amount. It is acknowledged by the Parties that the payment of the portion of the Fee set forth in Schedule 3 by Target Canada is not a condition of purchase of goods or merchandise from third parties by Target Canada.
- 5.4 **Royalty Payments.** A Royalty Payment shall accrue and be charged either throughout or at the end of TBI's fiscal year and shall be paid as follows: no later than 60 days after the end of TBI's fiscal year, Target Canada shall pay to TBI the total amount of Royalties, with a credit against such payment for any amounts previously paid in excess of the amounts actually due for the fiscal year. The parties may also agree to prepay Royalties at any time based on an estimate of the Net Revenues for the following year, or a portion thereof, with an adjustment to be made at the end of the following year for the calculation of actual Net Revenues. However, the prepayment of Royalties shall not be trued up with regard to foreign currency fluctuations. Royalties owed by Target Canada may be offset by any amounts owed to Target Canada by TBI.
- 5.5 **Exclusive of Sales Taxes.** All amounts payable by Target Canada to TBI pursuant to this Agreement do not include any value-added, sales, use, consumption, multi-staged, ad valorem, personal property, customs, excise, stamp, transfer, or similar taxes, duties, or charges, (collectively "**Sales Taxes**") and all Sales Taxes are the responsibility and for the account of Target Canada. If TBI is required by law or by administration thereof to collect any applicable Sales Taxes, Target Canada shall pay such Sales Taxes to TBI concurrent with the payment of any consideration payable pursuant to this Agreement, unless Target Canada qualifies for an exemption from any such applicable Sales Taxes, in which case Target Canada shall, in lieu of payment of such applicable Sales Taxes, deliver to TBI such certificates, elections, or other documentation required by law or the administration thereof to substantiate and effect the exemption claimed.

- 5.6 Currency.** All payments must be made in United States dollars ("*US Dollar*") unless otherwise agreed by the parties. Any reported amount in currencies other than the US dollar shall be translated into US dollars at the prevailing bookkeeping rate used by Target Canada during the period in which the amount is recognized under GAAP as applied by Target Canada for financial reporting purposes.
- 5.7 Non-Residency.** As TBI is a non-resident of Canada, as that term is defined in the Income Tax Act (Canada), as amended from time to time and all regulations promulgated thereunder from time to time, if Target Canada is required to withhold tax in accordance with Section 5.8 and Section 5.9 then payments under this Agreement by Target Canada shall be reduced by the amount of such withholding taxes and Target Canada shall remit such withholding taxes to the applicable taxing authorities. Target Canada shall provide TBI with a copy of any information reporting forms required to be filed by Target Canada with the applicable taxing authorities on or before the filing due date for such forms. If, after Target Canada has paid such amounts, Target Canada receives a refund, rebate or credit on account of such taxes, then Target Canada shall promptly remit such refund, rebate or credit amount to TBI.
- 5.8 Regulation 105.**
- (a) Subject to the terms of Section 5.8(b), 5.8(c), 5.8(d), and 5.8(e) hereof, where Target Canada makes a payment to TBI for services rendered in Canada, Target Canada shall reduce the payment amount by 15% pursuant to Regulation 105 of the Income Tax Act (Canada) and shall remit such withheld amount to the applicable taxing authorities. A further 9% will be withheld and remitted to the applicable taxing authorities if the services are provided in the province of Quebec.
  - (b) Where Target Canada is required to make a payment to TBI for TBI Services rendered by TBI inside Canada, Target Canada shall withhold all applicable amounts as outlined in Section 5.8(a) on the entire payment unless TBI provides Target Canada, within ten (10) days of the request for payment from Target Canada, with records evidencing the portion of the required payment that is in respect of the TBI Services rendered inside of Canada. If such records are timely provided, Target Canada shall withhold all applicable amounts as outlined in section 5.8(a) on the payment that is in respect of services rendered inside of Canada.
  - (c) Where Target Canada is required to make a payment to TBI for Services rendered both inside and outside of Canada, Target Canada shall withhold all applicable amounts as outlined in Section 5.8(a) on the entire payment unless TBI provides Target Canada, within ten (10) days of the request for payment from Target Canada, with records evidencing the portion of the required payment that is in respect of Services rendered inside of Canada and the portion of the required payment that is in respect of Services rendered outside of Canada. If such records are timely provided, Target

Canada shall withhold all applicable amounts as outlined in section 5.8(a) on the payment that is in respect of Services rendered inside of Canada.

- (d) Where Target Canada is required to make a payment to TBI for any amounts invoiced (or otherwise charged) by TBI's consultants or other service providers to TBI, Target shall withhold all applicable amounts on the payment as outlined in Section 5.8(a) unless TBI provides Target Canada, within ten (10) days of the request for payment from Target Canada, with records evidencing that the required payment is a reimbursement of amounts invoiced (or otherwise charged) by TBI's consultants or other service providers to TBI.
- (e) Where prior to any applicable payment by Target Canada to TBI, TBI has furnished Target Canada with a valid waiver issued by the tax authorities either reducing or eliminating the requirement to withhold tax for the services in question, Target Canada will take into account any relief provided by the applicable waiver, and reduce its withholding obligation accordingly, however only in the circumstances where Target Canada determines such reduction is appropriate and in accordance with the provisions of the applicable waiver.

**5.9 Withholding Taxes.** In the event that any withholding taxes or other duties are levied on any payments due to TBI from Target Canada (other than those covered in Section 5.8), Target Canada intends to fully comply with its requirements and remit such withholding taxes to the applicable taxing authorities. Target Canada will take into account any relief provided by an applicable income tax convention, and reduce its withholding obligation accordingly, however only in the circumstances where Target Canada determines such reduction is appropriate and in accordance with the provisions of the applicable income tax convention. Target Canada shall not be required to pay TBI any additional amount in respect to taxes withheld by Target Canada on payments made to TBI and, as outlined in Section 5.7, shall pay to TBI each amount due on which such withholding taxes or other duties are levied as a net amount. Where TBI is eligible to receive a reduced rate of tax or exemption provided by an applicable income tax convention in respect of a payment made by Target Canada to TBI, TBI will complete and retain the Canadian tax Form NR301 (*DECLARATION OF ELIGIBILITY FOR BENEFITS UNDER A TAX TREATY FOR A NON-RESIDENT TAXPAYER*) as support for residency requirements under the applicable income tax convention. For purposes of Canadian withholding tax allocation only, fifty percent (50%) of each Royalty Payment due on Schedule 3 shall be determined to relate to the intellectual property rights licensed under the agreement excluding know-how, patents, and software. The remaining fifty percent (50%) of each Royalty Payment shall be determined to relate to the license of know-how, patents and software.

## 6. TERM AND TERMINATION

- 6.1 **Term.** This Agreement is effective as of the Effective Date and will continue for a term of five (5) years ("***Term***").
- 6.2 **Termination.** Except where provided herein, either party may terminate this Agreement upon three (3) months prior written notice.
- 6.3 **Consequences upon Termination.**
- (a) Upon termination or expiration of this Agreement, the parties shall continue to be bound by the provisions of Section 4 (Intangible Property Rights) above, Section 7 (Limitation of Liability), Section 9 (Compliance with Laws), Section 10 (Relationship Between the Parties), and Section 11 (General Provisions).
  - (b) Further, in the event of termination of this Agreement under any of its provisions, Target Canada is not relieved of its liabilities accruing up to the time of termination.
  - (c) Target Canada shall immediately assign any Sublicense(s) in effect at the time of expiration or termination of this Agreement to TBI or its designee.
  - (d) Target Canada agrees that upon expiration or termination of this Agreement based on default of Target Canada and provided TBI has given the termination notice in accordance with Section 6.2 hereof, Target Canada shall forthwith cease and desist in the manufacture and sale of Products and marketing, and shall deliver to TBI without cost all plates, molds, preprints, matrices and other devices and materials using the Intangible Property for TBI's free and unencumbered disposal or shall certify to TBI that such have been destroyed.
  - (e) TBI agrees that upon expiration or at the termination of this Agreement for any reason other than the default of Target Canada, Target Canada shall have a period of not more than ninety (90) days thereafter to dispose of all of the unsold Product that has been completed by it prior to such termination, provided such Product was in the process of manufacture more than sixty (60) days before said termination. It is further provided under this Section 6.3(e) that Target Canada shall, prior to disposing of said unsold Product, give TBI a true itemized statement of all such unsold Product in inventory and sufficient detailed manufacturing information to substantiate the applicability of this Section 6.3(e) to said Product. TBI or its authorized representative shall have the option to conduct a physical inventory in order to verify such inventory statement.
  - (f) Nothing in Section 6.3(e) shall be construed as authorizing Target Canada to: (i) sell Product not approved by TBI, or (ii) to sell Product otherwise than as set forth or contemplated in this Agreement or, (iii) to discontinue regular sales of and to sell the remainder of the Product in job lots at



reduced prices without first offering to sell the same to TBI at such prices and giving TBI a reasonable opportunity to purchase the same or, (iv) manufacture, sell or dispose of any Product covered by this Agreement after its expiration or its termination based on the failure of Target Canada to affix notice of copyright, trademark or service mark registration or any other notice to the Product cartons, containers, packing or wrapping material or advertising, promotional or display material. Additionally, any termination or expiration based on the departure by Target Canada from the quality and style approved by TBI pursuant to Section 3.2, or the exercise by TBI of its rights under Sections 4.3, or this Section 6 hereof shall not be construed as authorizing any manufacture, sale or disposition of any Product under the preceding Section 6.3(e).

- (g) Upon expiration or termination for any reason, Target Canada shall immediately and permanently cease to use the Intangible Property in any manner, including use of any the trademark, trade name rights or similar rights licensed hereunder.

## 7. LIMITATION OF LIABILITY

- 7.1 **Target Canada's Liability.** Target Canada will indemnify, defend and hold TBI harmless from and against any and all claims, demands, suits, losses, damages and liabilities (including, without limitation, interest and reasonable attorneys' fees) arising out of or resulting from Target Canada's failure to comply with any law, ordinance or regulation applicable to its business or Target Canada's breach of this Agreement, except to the extent TBI has primary liability pursuant to Section 7.2.
- 7.2 **TBI's Liability.** TBI will indemnify, defend and hold Target Canada harmless from and against any and all claims, demands, suits, losses, damages and liabilities (including, without limitation, interest and reasonable attorneys' fees) arising out of or resulting from TBI's failure to comply with any law, ordinance, or regulation applicable to its business or TBI's breach of this Agreement, except to the extent Target Canada has accepted primary liability pursuant to Section 7.1.
- 7.3 **Notice.** A party's obligation to defend and indemnify the other hereunder is subject to the conditions that the party seeking indemnification promptly notifies the other party in writing of any such claim, the party seeking indemnification cooperates fully in defense of the claim and the indemnifying party has control of the defense, to the extent of the indemnity.

## 8. REPRESENTATIONS AND WARRANTIES

TBI represents and warrants that: (a) it has the full power and authority to enter into this Agreement and (b) the execution and performance of this Agreement has received all necessary corporate approvals and consents and will not constitute a default under any provision of TBI's organizational documents.

## 9. COMPLIANCE WITH LAWS

- 9.1 **Compliance with the Law.** TBI must strictly comply with all applicable laws, rules, regulations and governmental orders, now or hereafter in effect, relating to its performance of this Agreement. TBI further agrees to make, obtain, and maintain in force at all times during the term of this Agreement, all filings, registrations, reports, licenses, permits and authorizations (collectively "**Authorizations**") required under applicable law or order in order for TBI to perform its obligations under this Agreement. Target Canada will provide TBI with such assistance as TBI may reasonably request in making or obtaining any such Authorizations.
- 9.2 **Export Law Compliance.** Target Canada undertakes to obtain all licenses, permits or approvals required by any government in connection with its manufacture, distribution, sale, lease and license of Products, and shall comply with all applicable rules, policies and procedures of the US government. TBI and Target Canada each agree to provide the other such information and assistance as may reasonably be required by the other in connection with securing such licenses, permits and approvals, and to take timely action to obtain all required import and export documents.
- 9.3 **Changes in the Law.** TBI will inform Target Canada of all actual and anticipated changes in the law or regulatory environment that might have an impact on the provision of Services under this Agreement.

## 10. RELATIONSHIP BETWEEN THE PARTIES

TBI, in providing Services and any related materials and property to Target Canada hereunder, is acting only as an independent contractor. The parties agree that the relationship between them is not that of partners and, except as expressly authorized in writing or pursuant to the terms of this Agreement, neither party has the authority to act on behalf of or bind the other party.

## 11. GENERAL PROVISIONS

- 11.1 **Governing Law.** This Agreement is governed by, and construed in accordance with, the laws of Minnesota conflict-of-law principles excluded.
- 11.2 **Amendments.** No provision of this Agreement shall be amended or waived except by a written agreement executed by both parties.
- 11.3 **Severability.** If any one or more provisions of this Agreement shall be found to be illegal or unenforceable in any respect, the validity, legality and enforceability of the remaining provisions shall not in any way be affected or impaired thereby.
- 11.4 **Headings.** The descriptive headings contained herein are for convenience only and shall not control or affect the meaning, interpretation or construction of any provision of this Agreement.

11.5 **Successors and Assigns.** This Agreement shall be binding upon and inure to the benefit of the successors and legal representatives of the respective parties hereto. This Agreement may not be assigned by any party without the prior written consent of the other party, except to an entity directly or indirectly controlling, controlled by, or under common control with the assigning party.

11.6 **Notices.** All notices required by this Agreement shall be in writing to the addresses set forth below, or such other addresses as may be designated in writing by the respective party. Any notices shall be deemed effectively given when received by the other party.

If to Target Canada: Target Canada Co.  
5570 Explorer Drive  
Mississauga, ON L4W-0C3  
CANADA  
Attention: General Counsel


If to TBI: Target Brands, Inc.  
1000 Nicollet Mall  
Minneapolis, MN 55403  
Attention: Stephen C. Lee

11.7 **Counterparts.** This Agreement may be executed in two or more counterparts, each of which shall be deemed an original, but all of which together shall constitute one and the same instrument.

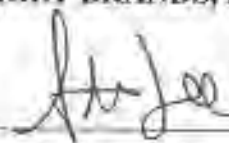
\*\*[Signature Page to Follow]\*\*

IN WITNESS WHEREOF, the parties have executed this Agreement as of the Effective Date,

**TARGET CANADA CO.**

By:   
Name: Terri K. Simard  
Title: Vice President  
Date Signed: 5/22/14

**TARGET BRANDS, INC.**

By:   
Name: Stephen C. Lee  
Title: Vice President  
Date Signed: 5/21/14

*{Signature Page to Master Agreement eff Feb 3 2013}*

**Schedule L.1(a)**  
**Retail Support Services**

- i. Retail training services related to all retail store employees and operations;
- ii. Retail training services related to distribution center employees; and
- iii. Any other ad hoc retail store/distribution center consulting requests by Target Canada

**Schedule 1.1(b)**  
**Business Services**

- i. Accounting, Accounts Payable, Financial Reporting, Finance services;
- ii. Assets Protection services;
- iii. Cash Management services;
- iv. Communication and Public Relations services;
- v. Human Resources and Payroll services;
- vi. Legal services;
- vii. Office Administration services;
- viii. Risk Management services;
- ix. Tax Compliance services; and
- x. TTS/SAP/Information services

**Schedule 1.1(c)**  
**Marketing Consulting Services**

- i. Assist with the development of marketing and promotional strategies and advertising campaigns;
- ii. Advise on the implementation of marketing and promotional strategies and advertising campaigns;
- iii. Perform services and advise related to the collection of guest insights data;
- iv. Provide marketing analytical and reporting support;
- v. Advise on in-store marketing;
- vi. Analyze marketing performance and media management; and
- vii. Any other ad hoc marketing consulting requests by Target Canada

**Schedule 1.1(d)**  
**Merchandising Consulting Services**

- i. Advise and assist with merchandise planning;
- ii. Perform merchandising analytics and reporting support;
- iii. Assistance with managing relationships with vendors;
- iv. Provide merchandise systems support;
- v. Consulting related to the use of materials, signage, planograms, equipment and other aspects associated with the operation of retail stores; and
- vi. Any other ad hoc merchandising consulting requests by Target Canada



**Schedule 1.1(e)**  
**Strategy and Management Consulting Services**

- i. Assist with developing operating manuals and operating policies relating to best practices in retail operations;
- ii. Advise on store locations and analysis of demographics;
- iii. Assist with merchandise sourcing, logistical and distribution strategies;
- iv. Provide leadership development, human resources and team member management;
- v. Advise on financial performance, develop financial metrics, and financial strategies;
- vi. Provide retail information management system support, business intelligence and data analysis;
- vii. Assist with supply chain management;
- viii. As requested, place orders for supplies, fixtures, displays, signage, equipment and other items with vendors who demonstrate the ability to meet established quality standards and who possess the resources necessary to reliably deliver required quantities on schedules that will ensure the efficient operation of Target Canada retail stores; and
- ix. Any other ad hoc strategic consulting requests by Target Canada

## Schedule 2

### Right To Prior Approval Of Use Of Intangible Property On Or In Connection With The Products And Services; Quality Control

#### 1. CONTROL BY TARGET BRANDS, INC.

- 1.1 As Licensor, TBI shall have the right to control all uses of the Intangible Property licensed to Target Canada hereunder including, but not limited to, compliance with operating manuals and policies, compliance with information provided through the TBI Services, presentations, advertising, display, labeling, trade dress, publicity, press releases, and merchandising. TBI shall also have the right to control the character and quality of the Products and Services. Target Brands, Inc., in its sole discretion, shall have the first right to initiate and control enforcement of the Intangible Property.
- 1.2 Pursuant to this right of control, TBI, through such agents or representatives as it may designate, shall have free access to Target Canada's and its sublicensee's facilities, at all times during business hours and with the right to full disclosure, upon reasonable notice, of all apparatus, methods, and materials used by Target Canada in the production and sale of the Products, and shall have the right to take reasonable and free samples of Products and all of the materials used in the manufacture, thereof, and requisition Services for the purpose of examination or testing.

**Schedule 3**  
**Royalty**

For the term of this Agreement, Target Canada shall pay to TBI a Royalty as follows:

- 1.5% of Licensee's Net Revenues

Target Brands, Inc.  
1000 Nicollet Mall  
Minneapolis, MN 55403

January 14, 2015

Target Canada Co.  
5570 Explorer Drive  
Mississauga, ON L4W-0C3  
Attn: General Counsel

Re: Master Agreement between Target Brands, Inc. ("TBI") and Target Canada Co. ("Target Canada") effective as of February 3, 2013 (the "Master Agreement"), subject to notice dated January 14, 2015, pursuant to which the Master Agreement will terminate effective 3 months from the date of such notice or April 14, 2015 (the "Tail Period")

Dear Sir/Madam:

This will confirm that the Fee (as defined in Section 5.1 of the Master Agreement) for services and technology paid by Target Canada to TBI during the Tail Period will reduce over time generally as follows to reflect the reduction in level of support and services required by Target Canada:

<b>Time Period (month end)</b>	<b>Services and Technology Charge (est.)</b>
Jan 14 – Jan 31, 2015	\$5,562,000 (reflects partial month)
Feb 28, 2015	\$7,416,000
April 4, 2015	\$9,270,000 (reflects a 5-week month)
April 5 – April 14, 2015	\$7,416,000 on a pro rata basis (based on May 2 month end)

The parties agree to review the above schedule and the level of services from time to time, and will make any necessary adjustments as they mutually agree in consultation with the Monitor.

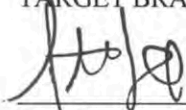
For the avoidance of doubt, except as expressly provided in this side letter, the terms of the Master Agreement remain unchanged and the Master Agreement will no longer be in force or effect after April 14, 2015.

*\*\*[Signature Page to Follow]\*\**

This Termination may be executed in counterparts and delivered by means of facsimile or portable document format (PDF) copies, each of which when so executed and delivered shall be an original, but all such counterparts together shall constitute one and the same instrument. Please sign below to confirm your agreement.

Sincerely,


TARGET BRANDS, INC.



By: Stephen C. Lee  
Title: Vice President

Agreed and Accepted:

TARGET CANADA CO.



By: Aaron E. Alt  
Title: CEO, President and  
Treasurer

*[Signature Page to Side Letter – Master Agreement]*

# **SCHEDULE B2**

**ADMINISTRATIVE SERVICES AGREEMENT  
(TBI to Target Canada)**

**THIS ADMINISTRATIVE SERVICES AGREEMENT** (the “*Agreement*”) is dated as of January 14, 2015, and shall be effective as of April 14, 2015 (the “*Effective Date*”) by and between Target Brands, Inc., a corporation organized and existing under the laws of the State of Minnesota (“*TBI*”), and Target Canada Co., an unlimited company organized and existing under the laws of Nova Scotia (“*Target Canada*”).

**RECITALS:**

WHEREAS, TBI and Target Canada are parties to that certain Master Agreement effective as of February 3, 2013 (“*Master Agreement*”), pursuant to which TBI provided certain services to Target Canada in support of Target Canada’s retail operations.

WHEREAS, on January 14, 2015, TBI gave three-month written notice to Target Canada of the termination of the Master Agreement and the Master Agreement will hereby terminate at the end of the three months on the Effective Date.

WHEREAS, Target Canada intends to file an application under the provisions of the Companies’ Creditors Arrangement Act Canada (the “*CCAA*”), pursuant to which it will conduct an orderly wind down and liquidation of its retail operations (the “*CCAA Proceedings*”).

WHEREAS, TBI possesses the knowledge, expertise, resources and ability to provide certain services to Target Canada during the CCAA Proceedings, and Target Canada desires to engage TBI, effective as of the Effective Date, to perform such services, and TBI desires to provide the services to Target Canada, in the manner and on the terms set forth in this Agreement.

NOW, THEREFORE, in consideration of the promises, the mutual covenants contained herein, and other good and valuable consideration, the receipt and sufficiency of which are hereby acknowledged, the parties agree as follows:

1. SERVICES

1.1 Services Provided to Target Canada. TBI hereby agrees to perform through its own resources or through its contractual relationships with its U.S. affiliated legal entities or provided by third parties, pursuant to a duly executed agreement, certain services for Target Canada, as further described on Schedule A, all solely in connection with Target Canada’s CCAA Proceedings (the “*Services*”). The parties agree that the level of support and Services will reduce over time generally during the CCAA Proceedings to reflect the reduction in level of support and Services required by Target Canada during the CCAA Proceedings.

1.2 Additional Services Provided by TBI. In addition, at Target Canada’s request, from time to time, other services (“*Additional Services*”) may be provided or arranged by TBI for an additional fee (“*Additional Fee*”), and as otherwise agreed by Target Canada and TBI in

consultation with the Monitor appointed under the CCAA in respect of the CCAA Proceedings (the “*Monitor*”) with respect to, among other things, the payment of the Additional Fee, but still subject to the terms and conditions of this Agreement.

## 2. FEES

2.1 Fees. In consideration for the Services and any related materials and property provided by TBI, Target Canada agrees to pay TBI an arm’s length fees (“*Fee*”) as agreed upon between the Parties from time to time. As reflected on Schedule B, the Parties anticipate that the Fee shall be adjusted from time to time, in consultation with the Monitor, to reflect the reduction in level of support and Services required by Target Canada during the CCAA Proceedings. The Parties agree to review Schedule B and the level of Services from time to time, and will make any necessary adjustments as they mutually agree in consultation with the Monitor.

2.2 Payment of Fees. The Fee shall accrue and be charged on a monthly basis based on Target Canada’s fiscal year and shall be paid no later than thirty (30) days after the end of each such month.

2.3 Exclusive of Sales Taxes. All amounts payable by Target Canada to TBI pursuant to this Agreement do not include any value-added, sales, use, consumption, multi-staged, ad valorem, personal property, customs, excise, stamp, transfer, or similar taxes, duties, or charges, (collectively “*Sales Taxes*”) and all Sales Taxes are the responsibility and for the account of Target Canada. If TBI is required by law or by administration thereof to collect any applicable Sales Taxes, Target Canada shall pay such Sales Taxes to TBI concurrent with the payment of any consideration payable pursuant to this Agreement, unless Target Canada qualifies for an exemption from any such applicable Sales Taxes, in which case Target Canada shall, in lieu of payment of such applicable Sales Taxes, deliver to TBI such certificates, elections, or other documentation required by law or the administration thereof to substantiate and effect the exemption claimed.

2.4 Currency. All payments must be made in United States dollars (“*US Dollar*”) unless otherwise agreed by the Parties. Any reported amount in currencies other than the US dollar shall be translated into US dollars at the prevailing bookkeeping rate used by Target Canada during the period in which the amount is recognized under GAAP as applied by Target Canada for financial reporting purposes.

2.5 Non-Residency. As TBI is a non-resident of Canada, as that term is defined in the Income Tax Act (Canada), as amended from time to time and all regulations promulgated thereunder from time to time, if Target Canada is required to withhold tax in accordance with Section 2.6 and Section 2.7 then payments under this Agreement by Target Canada shall be reduced by the amount of such withholding taxes and Target Canada shall remit such withholding taxes to the applicable taxing authorities. Target Canada shall provide TBI with a copy of any information reporting forms required to be filed by Target Canada with the applicable taxing authorities on or before the filing due date for such forms. If, after Target Canada has paid such amounts, Target Canada receives a refund, rebate or credit on account of such taxes, then Target Canada shall promptly remit such refund, rebate or credit amount to TBI.



2.6 Regulation 105.

- (a) Subject to the terms of Section 2.6(b), 2.6(c), 2.6(d), and 2.6(e) hereof, where Target Canada makes a payment to TBI for services rendered in Canada, Target Canada shall reduce the payment amount by 15% pursuant to Regulation 105 of the Income Tax Act (Canada) and shall remit such withheld amount to the applicable taxing authorities. A further 9% will be withheld and remitted to the applicable taxing authorities if the services are provided in the province of Quebec.
- (b) Where Target Canada is required to make a payment to TBI for TBI Services rendered by TBI inside Canada, Target Canada shall withhold all applicable amounts as outlined in Section 2.6(a) on the entire payment unless TBI provides Target Canada, within ten (10) days of the request for payment from Target Canada, with records evidencing the portion of the required payment that is in respect of the TBI Services rendered inside of Canada. If such records are timely provided, Target Canada shall withhold all applicable amounts as outlined in section 2.6(a) on the payment that is in respect of services rendered inside of Canada.
- (c) Where Target Canada is required to make a payment to TBI for Services rendered both inside and outside of Canada, Target Canada shall withhold all applicable amounts as outlined in Section 2.6(a) on the entire payment unless TBI provides Target Canada, within ten (10) days of the request for payment from Target Canada, with records evidencing the portion of the required payment that is in respect of Services rendered inside of Canada and the portion of the required payment that is in respect of Services rendered outside of Canada. If such records are timely provided, Target Canada shall withhold all applicable amounts as outlined in section 2.6(a) on the payment that is in respect of Services rendered inside of Canada.
- (d) Where Target Canada is required to make a payment to TBI for any amounts invoiced (or otherwise charged) by TBI's consultants or other service providers to TBI, Target shall withhold all applicable amounts on the payment as outlined in Section 2.6(a) unless TBI provides Target Canada, within ten (10) days of the request for payment from Target Canada, with records evidencing that the required payment is a reimbursement of amounts invoiced (or otherwise charged) by TBI's consultants or other service providers to TBI.
- (e) Where prior to any applicable payment by Target Canada to TBI, TBI has furnished Target Canada with a valid waiver issued by the tax authorities either reducing or eliminating the requirement to withhold tax for the services in question, Target Canada will take into account any relief provided by the applicable waiver, and reduce its withholding obligation accordingly, however only in the circumstances where Target Canada

determines such reduction is appropriate and in accordance with the provisions of the applicable waiver.

2.7 Withholding Taxes. In the event that any withholding taxes or other duties are levied on any payments due to TBI from Target Canada (other than those covered in Section 2.6), Target Canada intends to fully comply with its requirements and remit such withholding taxes to the applicable taxing authorities. Target Canada will take into account any relief provided by an applicable income tax convention, and reduce its withholding obligation accordingly, however only in the circumstances where Target Canada determines such reduction is appropriate and in accordance with the provisions of the applicable income tax convention. Target Canada shall not be required to pay TBI any additional amount in respect to taxes withheld by Target Canada on payments made to TBI and, as outlined in Section 2.5, shall pay to TBI each amount due on which such withholding taxes or other duties are levied as a net amount. Where TBI is eligible to receive a reduced rate of tax or exemption provided by an applicable income tax convention in respect of a payment made by Target Canada to TBI, TBI will complete and retain the Canadian tax Form NR301 (*DECLARATION OF ELIGIBILITY FOR BENEFITS UNDER A TAX TREATY FOR A NON-RESIDENT TAXPAYER*) as support for residency requirements under the applicable income tax convention.

### 3. TERM AND TERMINATION

3.1 Term. This Agreement shall commence as of the Effective Date and shall continue until the earlier of: (i) the date on which the stay pursuant to the CCAA Initial Order made in the CCAA Proceedings, as amended from time to time, finally expires without being extended; (ii) the date on which the CCAA Proceedings is terminated; (iii) January 15, 2016; or (iv) such later date agreed to by both parties in consultation with the Monitor (the “*Term*”).

3.2 Termination. This Agreement may be terminated by mutual agreement among the Parties and the Monitor.

#### 3.3 Consequences upon Termination.

- (a) Upon termination or expiration of this Agreement, the parties shall continue to be bound by the provisions of Section 4 (Limitation of Liability), Section 5 (Confidentiality), Section 6 (Cooperation), Section 7 (Compliance with Laws), Section 9 (Relationship Between the Parties), and Section 10 (General Provisions).
- (b) Further, in the event of termination of this Agreement under any of its provisions, Target Canada is not relieved of its liabilities accruing up to the time of termination.

### 4. LIMITATION OF LIABILITY

4.1 Target Canada’s Liability. Target Canada will indemnify, defend and hold TBI harmless from and against any and all claims, demands, suits, losses, damages and liabilities (including, without limitation, interest and reasonable attorneys’ fees) arising out of or resulting from Target Canada’s failure to comply with any law, ordinance or regulation applicable to its

business or Target Canada's breach of this Agreement, except to the extent TBI has primary liability pursuant to Section 4.2.

4.2 TBI's Liability. TBI will indemnify, defend and hold Target Canada harmless from and against any and all claims, demands, suits, losses, damages and liabilities (including, without limitation, interest and reasonable attorneys' fees) arising out of or resulting from TBI's failure to comply with any law, ordinance, or regulation applicable to its business or TBI's breach of this Agreement, except to the extent Target Canada has accepted primary liability pursuant to Section 4.1.

4.3 Notice. A party's obligation to defend and indemnify the other hereunder is subject to the conditions that the party seeking indemnification promptly notifies the other party in writing of any such claim, the party seeking indemnification cooperates fully in defense of the claim and the indemnifying party has control of the defense, to the extent of the indemnity.

## 5. CONFIDENTIALITY

Each Party agrees to hold in confidence and otherwise not disclose or make available to any third party (other than to the other party's employees, accountants, attorneys and other representatives on a need-to-know basis) any Confidential Information. For purposes of this Agreement, "Confidential Information" means all documents, records, data and information maintained or otherwise revealed in connection with the performance of this Agreement. The Parties' obligations under this Agreement regarding Confidential Information shall not apply to any Confidential Information which (a) was known by the party before it was disclosed and was not subject to any obligation of confidentiality, (b) was in the public domain or entered the public domain through no fault of the party, or (c) must be disclosed by virtue of the CCAA Proceedings, operation of law or pursuant to a court order or ruling.

## 6. COOPERATION

6.1 Mutual Assistance. The Parties agree to mutually assist one another to ensure that the Services provided under this Agreement are satisfactorily performed.

6.2 Books and Records. The Parties shall at all times keep complete and accurate books and records related to the Services. Upon reasonable notice and during usual business hours, TBI may review, inspect and audit the relevant books and records of Target Canada and Target Canada may review, inspect and audit the relevant books and records of TBI to ascertain compliance with this Agreement. Any such review, inspection or audit of books and records may be undertaken through an agent or employee of the party or by independent certified public accountants or counsel designated by such party. Each party is responsible for expenses incurred in any review, inspection or audit conducted in accordance with this section.

## 7. COMPLIANCE WITH LAWS

7.1 Compliance with the Law. TBI must strictly comply with all applicable laws, rules, regulations and governmental orders, now or hereafter in effect, relating to its performance of this Agreement. TBI further agrees to make, obtain, and maintain in force at all times during

the term of this Agreement, all filings, registrations, reports, licenses, permits and authorizations (collectively “*Authorizations*”) required under applicable law or order in order for TBI to perform its obligations under this Agreement. Target Canada will provide TBI with such assistance as TBI may reasonably request in making or obtaining any such Authorizations.

7.2 Export Law Compliance. Target Canada undertakes to obtain all licenses, permits or approvals required by any government in connection with the wind down and liquidation of its retail operations, including compliance with all applicable rules, policies and procedures of the US and Canadian governments. TBI and Target Canada each agree to provide the other such information and assistance as may reasonably be required by the other in connection with securing such licenses, permits and approvals, and to take timely action to obtain all required import and export documents.

7.3 Changes in the Law. TBI will inform Target Canada of all actual and anticipated changes in the law or regulatory environment that might have an impact on the provision of Services under this Agreement.

## 8. REPRESENTATIONS

8.1 Target Canada’s Representations. Target Canada covenants and represents that it is an unlimited company formed under and governed by the laws of Nova Scotia in good standing under the laws of such jurisdiction and that the officers of Target Canada are authorized to execute this Agreement on behalf of Target Canada, and that it agrees to cooperate with TBI to give information to TBI and provide TBI with access to its shareholder, officers, employees and agents and affiliates of Target Canada as necessary for the performance of the Services.

8.2 TBI’s Representations. TBI covenants and represents that it is a Minnesota corporation in good standing under the laws of such jurisdiction and that the officers of TBI are authorized to execute this Agreement on TBI’s behalf.

## 9. RELATIONSHIP BETWEEN THE PARTIES

TBI, in providing Services and any related materials and property to Target Canada hereunder, is acting only as an independent contractor. The Parties agree that the relationship between them is not that of partners and, except as expressly authorized in writing or pursuant to the terms of this Agreement, neither party has the authority to act on behalf of or bind the other party. TBI has the sole right and obligation to supervise, manage, direct and perform the Services, unless otherwise provided herein.

## 10. MISCELLANEOUS

10.1 Governing Law; Venue. This Agreement is governed by, and construed in accordance with, the laws of Minnesota conflict-of-law principles excluded.

10.2 Amendments. No provision of this Agreement shall be amended or waived except by a written agreement executed by both parties in consultation with the Monitor.





IN WITNESS WHEREOF, the parties have executed this Agreement as of the Effective Date.

TARGET CANADA CO.

By: \_\_\_\_\_

Name: Aaron E. Hill

Title: CEO, President and Treasurer

TARGET BRANDS, INC.

By: \_\_\_\_\_

Name: Stephen C. Lee

Title: Vice President

*[Signature Page to TBI to Target Canada Administrative Services Agreement]*

## **SCHEDULE A**

### **Services**

- i. Accounting, Accounts Payable, Financial Reporting, Finance services;
- ii. Assets Protection services;
- iii. Cash Management services;
- iv. Communication and Public Relations services;
- v. Human Resources and Payroll services;
- vi. Legal services;
- vii. Office Administration services;
- viii. Risk Management services;
- ix. Tax Compliance services;
- x. TTS/SAP/Information services;
- xi. Real Estate services;
- xii. Merchandising-related services; and
- xiii. Other ad hoc consulting requests by Target Canada.

## SCHEDULE B

The Fee (as defined in Section 2.1 of the Agreement) for services and technology paid by Target Canada to TBI will reduce over time generally as follows to reflect the reduction in level of support and services required by Target Canada:

<b>Time Period (month end)</b>	<b>Services and Technology Charge (est.)</b>
April 15 – May 2, 2015	\$7,416,000 on a pro rata basis (based on April 5 start)
May 30, 2015	\$3,021,000
July 4, 2015	\$3,397,000
August 1, 2015	\$2,718,000
August 29, 2015	\$2,718,000
October 3, 2015	\$3,397,000
October 31, 2015	\$2,718,000
November 28, 2015	\$1,908,000
January 2, 2016	\$2,120,000
January 30, 2016	\$696,000



# **SCHEDULE B3**

# Target Corp.

## Financial Reporting

### Non-Reimbursed Shared Services Expense Summary

Shared Services Expense Category	Jan FY14	Feb FY15	Mar FY15	Apr FY15	May FY15	June FY15	Total	Support Reference
Payroll & Benefits	-	2,696,901	3,491,405	4,156,986	-	-	10,345,291	Sum of 1s
Severance (Paid/Accrued)	-	-	100	8,543,415	400,761	8,967,040	17,911,316	Sum of 2s
Expats	2,267,987	1,217,269	878,559	1,946,773	1,100,105	606,512	8,017,205	
<i>Goods and Services Allowance*</i>	94,368	710,195	272,531	292,768	822,444	663,165	2,855,472	Sum of 3s
<i>Tax (Includes Tax Payments and Hypo Tax)</i>	1,988,771	273,994	(631,420)	453,585	(30,388)	(321,947)	1,732,596	Sum of 4s
<i>Rent Expense</i>	(3,955)	190,461	153,091	(469)	(1,782)	405	337,752	Sum of 5s
<i>Relocation Expense**</i>	-	42,619	1,084,356	1,200,890	309,830	264,889	2,902,584	Sum of 6s
<i>Stock Options / Awards</i>	188,802	-	-	-	-	-	188,802	Sum of 7s
Other	362,403	30,389	227,873	305,018	148,654	154,389	1,228,727	
<i>Travel</i>	229,438	100,674	78,349	236,361	86,534	87,260	818,616	Sum of 8s
<i>Cell Phone</i>	19,053	15,596	18,062	10,610	10,860	4,732	78,912	Sum of 9s
<i>Services Purch</i>	24,652	(102,808)	123,174	52,846	47,533	57,593	202,989	Sum of 10s
<i>Office &amp; Other</i>	89,260	16,928	8,288	5,201	3,728	4,804	128,209	Sum of 11s
<b>Total Non-Reimbursed Shared Services Expenses</b>	<b>2,630,390</b>	<b>3,944,559</b>	<b>4,597,937</b>	<b>14,952,192</b>	<b>1,649,520</b>	<b>9,727,942</b>	<b>37,502,539</b>	

\*Primarily includes Goods and Services Allowance. Relocation and Holiday/Vacation payout are also included.

\*\*Primarily comprised of Relocation. Travel expenses are also included.

#### Employee Metrics

Total EE	732	717	696	680	175	89
By Pyramid	N/A	N/A			N/A	N/A
Distribution			17	13		
Enterprise Business Intelligence			18	18		
Finance			137	135		
FRS			23	22		
HR			44	42		
Law			7	7		
Marketing			82	82		
Merch			142	142		
Stores			18	17		
Target Properties			32	32		
TTS			176	170		
Expat Metrics						
Total EE	69	63	57	31	8	6

**Target Corp.**  
 Financial Reporting  
 Reimbursement Summary

	January FY15	February FY15	March FY 15	April FY15	May FY15	June FY 15	Total
Shared Services Expense Category	Reimbursed	Reimbursed	Reimbursed	Reimbursed	Reimbursed	Reimbursed	Reimbursed
Payroll & Benefits	(2,939,768) 1	(2,025,440) 1	(2,438,395) 1	(1,891,344) 1	\$ (1,490,805) 1	\$ (1,019,978) 1	(11,805,730)
Expats	(684,905)	(612,943)	(783,364)	(386,298)	(155,340)	(130,433)	(2,753,283)
Other		-	-	(44,193)	2,108	55,397	13,312

Invoices:

Target Corporation

Summary of Shared Services Reimbursement Expenses

As of 7/4/2015

Process Overview

On a monthly basis, Target corporation will provide a summary of expenses incurred on behalf of Target Canada that are reimbursable under the master services agreement and related agreements as of 1/14/2015.

	Reporting Source	Fiscal Month
Payroll & Benefits	<p><u>Payroll:</u> Expenses represent actual payroll for resources that are dedicated to support of Canada operations based on Canada teams/cost centers, including resources based in India.</p> <p><u>Benefits:</u> Charged based on total payroll multiplied by a benefits rate. Billed on a on a one month lag.</p> <p>(Excludes wave 1 payroll and benefits for impacted resources)</p>	\$ 1,019,978 USD
Contractors	Actual timesheets recorded by Canada dedicated contractors in Clarity, as well as expenses for level 2 and level 3 support.	\$ 744,602 USD
Technology Charge	Technology charge was recorded based off forecasted CAD amount.	\$ 60,877 USD
Expats	Actual payroll expenses for identified Canada expat positions will be charged each period, as long as the position is dedicated to Canada support. Benefits will be allocated based on the established benefits rate.	\$ 130,433 USD
Invoices Processed / Misc Adjustments	Current month consists of Amex/Concur expenses, but not owed by Canada.	\$ (61,762) USD
<b>Total Reimbursement Request</b>		<b>\$ 1,894,128 USD</b>

## Summary of Shared Services Reimbursement Expenses

As of 5/30/2015

### Process Overview

On a monthly basis, Target corporation will provide a summary of expenses incurred on behalf of Target Canada that are reimbursable under the master services agreement and related agreements as of 1/14/2015.

	Reporting Source	Fiscal Month
Payroll & Benefits	<p><u>Payroll:</u> Expenses represent actual payroll for resources that are dedicated to support of Canada operations based on Canada teams/cost centers, including resources based in India.</p> <p><u>Benefits:</u> Charged based on total payroll multiplied by a benefits rate. Billed on a on a one month lag.</p> <p>(Excludes wave 1 payroll and benefits for impacted resources)</p>	\$ 1,490,805 USD
Contractors	Actual timesheets recorded by Canada dedicated contractors in Clarity, as well as expenses for level 2 and level 3 support.	\$ 520,045 USD
Technology Charge	Technology charge was recorded based off forecasted CAD amount.	\$ 61,090 USD
Expats	Actual payroll expenses for identified Canada expat positions will be charged each period, as long as the position is dedicated to Canada support. Benefits will be allocated based on the established benefits rate.	\$ 155,340 USD
Invoices Processed	Current month consists of Amex expenses for amounts paid, but not owed by Canada.	\$ (2,108) USD
<b>Total Reimbursement Request</b>		<b>\$ 2,225,173 USD</b>

## Target Corporation

### Summary of Shared Services Reimbursement Expenses

As of 5/2/2015

#### Process Overview

On a monthly basis, Target corporation will provide a summary of expenses incurred on behalf of Target Canada that are reimbursable under the master services agreement and related agreements as of 1/14/2015.

	Reporting Source	Fiscal Month
Payroll & Benefits	<p><u>Payroll</u>: Expenses represent actual payroll for resources that are dedicated to support of Canada operations based on Canada teams/cost centers, including resources based in India.</p> <p><u>Benefits</u>: Charged based on total payroll multiplied by a benefits rate. Billed on a on a one month lag.</p> <p>(Excludes wave 1 payroll and benefits for impacted resources)</p>	\$ 1,891,344 USD
Contractors	Actual timesheets recorded by Canada dedicated contractors in Clarity, as well as expenses for level 2 and level 3 support.	\$ 605,485 USD
Technology Charge	Technology charge was recorded based off forecasted CAD amount. This applies a 50% reduction.	\$ 96,123 USD
Expats	Actual payroll expenses for identified Canada expat positions will be charged each period, as long as the position is dedicated to Canada support. Benefits will be allocated based on the established benefits rate.	\$ 386,298 USD
Invoices Processed	Current month consists of misc adjustments for Impact Weather Expense and Amex Adjustment for amounts not owed by Canada.	\$ 44,193 USD
Other Misc Adjustment	Other miscellaneous adjustment includes \$1M negotiated discount.	\$ (1,000,000) USD
<b>Total Reimbursement Request</b>		<b>\$ 2,023,443 USD</b>

# Target Corporation

## Summary of Shared Services Reimbursement Expenses

As of 4/4/2015

### Process Overview

On a monthly basis, Target corporation will provide a summary of expenses incurred on behalf of Target Canada that are reimbursable under the master services agreement and related agreements as of 1/14/2015.

	Reporting Source	Fiscal Month	
Payroll & Benefits	<p><b>Payroll:</b> Expenses represent actual payroll for resources that are dedicated to support of Canada operations based on Canada teams/cost centers, including resources based in India.</p> <p><b>Benefits:</b> Charged based on total payroll multiplied by a benefits rate. Billed on a on a one month lag.</p> <p>(Excludes wave 1 payroll and benefits for impacted resources)</p>	\$ 2,438,395	USD
Contractors	Actual timesheets recorded by Canada dedicated contractors in Clarity, as well as expenses for level 2 and level 3 support.	\$ 759,078	USD
Technology Charge	Technology charge was recorded based off forecasted CAD amount.	\$ 234,705	USD
Expats	Actual payroll expenses for identified Canada expat positions will be charged each period, as long as the position is dedicated to Canada support. Benefits will be allocated based on the established benefits rate.	\$ 783,364	USD
Invoices Processed	Invoices processed related to direct support of Canada will be recorded to the general ledger using a internal order reference number. Only expenses with that internal order will be considered for reimbursement by Target Canada.		USD
<b>Total Reimbursement Request</b>		<b>\$ 4,215,542</b>	<b>USD</b>

## Target Corporation

### Summary of Shared Services Reimbursement Expenses

As of 2/28/2015

**Process Overview** On a monthly basis, Target corporation will provide a summary of expenses incurred on behalf of Target Canada that are reimbursable under the master services agreement and related agreements as of 1/14/2015.

	Reporting Source	Fiscal Month	
Payroll & Benefits	<p><b>Payroll:</b> Expenses represent actual payroll for resources that are dedicated to support of Canada operations based on Canada teams/cost centers, including resources based in India.</p> <p><b>Benefits:</b> Charged based on total payroll multiplied by a benefits rate. Billed on a on a one month lag.</p> <p>(Excludes wave 1 payroll and benefits for impacted resources)</p>	\$ 2,025,440	USD
Contractors	Actual timesheets recorded by Canada dedicated contractors in Clarity, as well as expenses for level 2 and level 3 support.	\$ 1,316,239	USD
Technology Charge	Technology charge was recorded based off forecasted amount.	\$ 192,818	USD
Expats	Actual payroll expenses for identified Canada expat positions will be charged each period, as long as the position is dedicated to Canada support. Benefits will be allocated based on the established benefits rate. February amount reduced by \$193k to offset expat rent expense paid by Canada.	\$ 612,943	USD
Invoices Processed	Invoices processed related to direct support of Canada will be recorded to the general ledger using a internal order reference number. Only expenses with that internal order will be considered for reimbursement by Target Canada.	\$ -	USD
<b>Total Reimbursement Request</b>		<b>\$ 4,147,439</b>	<b>USD</b>



Target Corporation

Summary of Shared Services Reimbursable Expenses

For the period 1/15 - 1/31/2015

Process Overview On a monthly basis, Target corporation will provide a summary of expenses incurred on behalf of Target Canada that are reimbursable under the master services agreement and related agreements as of 1/14/2015.

	Reporting Source	Fiscal Month	
Payroll & Benefits	<p><u>Payroll</u>: Expenses represent actual payroll for resources that are dedicated to support of Canada operations based on Canada teams/cost centers, including resources based in India.</p> <p><u>Benefits</u>: Charged based on total payroll multiplied by a benefits rate. Billed on a on a one month lag.</p>	\$ 2,939,768	USD
Contractors	Actual timesheets recorded by Canada dedicated contractors in Clarity, as well as expenses for level 2 and level 3 support.	\$ 1,281,937	USD
Technology Charge	Technology charge was recorded based off forecasted amount.	\$ 141,398	USD
Expats	Actual payroll expenses for identified Canada expat positions will be charged each period, as long as the position is dedicated to Canada support. Benefits will be allocated based on the established benefits rate.	\$ 684,905	USD
Invoices Processed	Invoices processed related to direct support of Canada will be recorded to the general ledger using a internal order reference number. Only expenses with that internal order will be considered for reimbursement by Target Canada.	\$ -	USD
<b>Total Reimbursement Request</b>		<b>\$ 5,048,008</b>	<b>USD</b>

					FR Formatted		
Cost Center	Company code	G/L Account Description	G/L Account	MTD Actual	SAP Account Group (ARR)	Reporting Category	Debit/Credit Amount
93627100	1114	RELOCATION EXPENSE	7110110	\$ 248,360.73	Relocation	Expats Relocation	248,360.73 6
93627800	1113	LICENCE/FEE/OTHTAXES	7163210	\$ 405.00	Occupancy	Expats Rent	405.00 5
93416000	1001	RELOCATION EXPENSE	7110110	\$ 8,475.00	Relocation	Expats Relocation	8,475.00 6
93627100	1114	POSTAGE	7062180	\$ 53.75	Services Purchased	Other	53.75
93627800	1113	POSTAGE	7062180	\$ 36.86	Services Purchased	Other	36.86
93627800	1113	OTHER PROF SERV	7070220	\$ 405.00	Prof. Serv.	Other	405.00
93627800	1113	TM MEALS/ENTERTAINMT	7120110	\$ 274.03	T&E	Other	274.03
93627100	1114	OTH MEALS/ENTERTAIN	7120120	\$ 471.60	T&E	Other	471.60
93627100	1114	AIRFARE	7120130	\$ 3,424.13	T&E	Other	3,424.13
93627100	1114	TRAVEL EXPENSES	7120140	\$ 50,045.69	T&E	Other	50,045.69
93627900	1115	TRAVEL EXPENSES	7120140	\$ 368.50	T&E	Other	(368.50)
93627100	1114	MILE/PARK REIMB EXP	7120150	\$ 26.00	T&E	Other	26.00
93627800	1113	MILE/PARK REIMB EXP	7120150	\$ 19.50	T&E	Other	19.50
93627100	1114	CAR RENTAL	7120160	\$ 2,640.95	T&E	Other	2,640.95
93627100	1114	FOREIGN AIRFARE	7120170	\$ 103.42	T&E	Other	103.42
93627200	1114	FOREIGN AIRFARE	7120170	\$ 1,535.91	T&E	Other	1,535.91
93627100	1114	FOREIGN TRAVEL EXP	7120180	\$ 4,652.07	T&E	Other	4,652.07
93627200	1114	FOREIGN TRAVEL EXP	7120180	\$ 316.42	T&E	Other	316.42
93627800	1113	FOREIGN TRAVEL EXP	7120180	\$ 930.89	T&E	Other	930.89
93627100	1114	FOREIGN MEALS/ENTERT	7120190	\$ 189.22	T&E	Other	189.22
93627200	1114	FOREIGN MEALS/ENTERT	7120190	\$ 88.67	T&E	Other	88.67
93627100	1114	FOREIGN HOUSING	7120220	\$ 24,214.38	T&E	Other	24,214.38
93627200	1114	CELL PHONE EXPENSE	7140140	\$ 1,507.29	Communications	Other	1,507.29
93627800	1113	CELL PHONE EXPENSE	7140140	\$ 2,032.31	Communications	Other	2,032.31
93627900	1115	CELL PHONE EXPENSE	7140140	\$ 48.22	Communications	Other	48.22
93204000	1114	OTHER PROF SERV	7070220	\$ 3,875.00	Prof. Serv.	Other	3,875.00
93203000	1114	OTHER PROF SERV	7070220	\$ 4,550.00	Prof. Serv.	Other	4,550.00
93203000	1114	CAR RENTAL	7120160	\$ 1,909.25	T&E	Other	1,909.25
93203000	1114	CELL PHONE EXPENSE	7140140	\$ 105.48	Communications	Other	105.48
93201000	1115	OFFICE SUPPLIES	7040110	\$ 69.54	Supplies	Other	69.54
93201000	1115	OPERATING SUPPLIES	7040220	\$ 5.29	Supplies	Other	5.29
93201000	1115	OTHER PROF SERV	7070220	\$ 1,600.00	Prof. Serv.	Other	1,600.00
93205000	1114	TEMPCONTRACTFREELNCE	7062210	\$ 4,452.08	Contractors	Other	4,452.08
93205000	1114	OTHER PROF SERV	7070220	\$ 1,175.00	Prof. Serv.	Other	1,175.00
82110178	1149	BANK SERVICE CHARGES	7063110	\$ 115.19	Services Purchased	Other	115.19
82110180	1151	BANK SERVICE CHARGES	7063110	\$ 68.74	Services Purchased	Other	68.74
82110178	1149	CONSULTANT SERVICES	7070150	\$ 3,089.36	Prof. Serv.	Other	3,089.36
82110180	1151	CONSULTANT SERVICES	7070150	\$ 7,118.31	Prof. Serv.	Other	7,118.31
93214000	1114	AIRFARE	7120130	\$ 11,985.00	T&E	Other	11,985.00
82110077	1131	BANK SERVICE CHARGES	7063110	\$ 195.00	Services Purchased	Other	195.00
93218000	1129	BANK SERVICE CHARGES	7063110	\$ 46.33	Services Purchased	Other	46.33
93218000	1129	CONSULTANT SERVICES	7070150	\$ 15,754.52	Prof. Serv.	Other	15,754.52
93202000	1114	OTHER PROF SERV	7070220	\$ 9,775.00	Prof. Serv.	Other	9,775.00
93202000	1114	AIRFARE	7120130	\$ 505.24	T&E	Other	505.24
93416000	1001	MILE/PARK REIMB EXP	7120150	\$ 71.54	T&E	Other	71.54
93202000	1114	CELL PHONE EXPENSE	7140140	\$ 209.79	Communications	Other	209.79
93209000	1113	OTHER PROF SERV	7070220	\$ 1,675.00	Prof. Serv.	Other	1,675.00
93209000	1113	PROFDUES/MEMBER/SUBS	7080130	\$ 395.00	Prof. Dev.	Other	395.00
93209000	1113	FOREIGN AIRFARE	7120170	\$ 56.60	T&E	Other	56.60
93209000	1113	FOREIGN TRAVEL EXP	7120180	\$ 41.56	T&E	Other	41.56
93209000	1113	DATA NETWORK EXPENSE	7140110	\$ 25.00	Communications	Other	25.00
93209000	1113	CELL PHONE EXPENSE	7140140	\$ 506.94	Communications	Other	506.94
93252000	1114	OTHER PROF SERV	7070220	\$ 1,600.00	Prof. Serv.	Other	1,600.00
93523000	1114	OTHER PROF SERV	7070220	\$ 800.00	Prof. Serv.	Other	800.00
93209000	1113	CELL PHONE EXPENSE	7140140	\$ 60.19	Communications	Other	60.19
93499000	1113	CELL PHONE EXPENSE	7140140	\$ 79.40	Communications	Other	79.40
93208000	1113	OTHER PROF SERV	7070220	\$ 1,575.00	Prof. Serv.	Other	1,575.00
93208000	1113	AIRFARE	7120130	\$ 5,325.42	T&E	Other	(5,325.42)
93260000	1113	OTHER SERVC PURCH	7062420	\$ 803.93	Services Purchased	Other	803.93
91300500	1072	OTH MEALS/ENTERTAIN	7120120	(14.60)	T&E	Other	(14.60)
91300500	1072	TRAVEL EXPENSES	7120140	(2,006.94)	T&E	Other	(2,006.94)
91300500	1072	FOREIGN TRAVEL EXP	7120180	(8,627.95)	T&E	Other	(8,627.95)
91300500	1072	FOREIGN MEALS/ENTERT	7120190	(1,200.61)	T&E	Other	(1,200.61)

Other Pivot Summary	
Reporting Category	Other
<b>Row Labels</b>	<b>Sum of MTD Actual</b>
AIRFARE	10,588.95 Travel
BANK SERVICE CHARGES	425.26 Office & Other
CAR RENTAL	4,550.20 Travel
CELL PHONE EXPENSE	4,731.92 Cell Phone
CONSULTANT SERVICES	25,962.19 Services Purch
DATA NETWORK EXPENSE	25.00 Office & Other
FOREIGN AIRFARE	1,695.93 Travel
FOREIGN HOUSING	27,296.51 Travel
FOREIGN MEALS/ENTERT	(922.72) Travel
FOREIGN TRAVEL EXP	(2,669.51) Travel
FREIGHT EXPENSE	28.46 Office & Other
MILE/PARK REIMB EXP	138.54 Travel
OFFICE SUPPLIES	69.54 Office & Other
OTH MEALS/ENTERTAIN	457.00 Travel
OTHER PROF SERV	30,432.02 Services Purch
OTHER SERVC PURCH	803.93 Services Purch
POSTAGE	162.11 Office & Other
SEMINARS/CONFERENCES	(563.96) Office & Other
TELECOM EXP	200.25 Office & Other
TEMPCONTRACTFREELNCE	4,452.08 Office & Other
TM MEALS/ENTERTAINMT	274.03 Travel
TRAVEL EXPENSES	45,851.05 Travel
OPERATING SUPPLIES	5.29 Office & Other
PROFDUES/MEMBER/SUBS	395.00 Services Purch
<b>Grand Total</b>	<b>154,389.07</b>

Travel	87,259.98 8
Cell Phone	4,731.92 9
Services Purch	57,593.14 10
Office & Other	4,804.03 11
	<b>154,389.07</b>

Target Corp.  
 Financial Reporting  
 Cross Charge Line Items (Expats and Other)  
 Month Ended 7/4/2015

91327000	1072	TRAVEL EXPENSES	7120140	(80.65)	T&E
91306200	1072	TRAVEL EXPENSES	7120140	(1,876.93)	T&E
91306200	1072	FOREIGN TRAVEL EXP	7120180	17.50	T&E
91106300	1072	TELECOM EXP	7140170	15.40	Communications
91311100	1072	TRAVEL EXPENSES	7120140	120.97	T&E
91311100	1072	TELECOM EXP	7140170	15.40	Communications
93480000	1113	POSTAGE	7062180	71.50	Services Purchased
91306100	1072	FOREIGN HOUSING	7120220	3,082.13	T&E
91306100	1072	TELECOM EXP	7140170	169.45	Communications
99346600	1113	FREIGHT EXPENSE	7062220	28.46	Services Purchased
99346600	1113	CELL PHONE EXPENSE	7140140	182.30	Communications
91306100	1072	OTHER PROF SERV	7070220	1,952.02	Prof. Serv.
91306100	1072	SEMINARS/CONFERENCES	7080110	(563.96)	Prof. Dev.
99346600	1113	OTHER PROF SERV	7070220	1,450.00	Prof. Serv.
91306100	1072	TRAVEL EXPENSES	7120140	17.41	T&E
99346600	1113	MILE/PARK REIMB EXP	7120150	21.50	T&E

Other	(80.65)	
Other	(1,876.93)	
Other	17.50	
Other	15.40	
Other	120.97	
Other	15.40	
Other	71.50	
Other	3,082.13	
Other	169.45	
Other	28.46	
Other	182.30	
Other	1,952.02	
Other	(563.96)	
Other	1,450.00	
Other	17.41	
Other	21.50	
		<b>154,389.07</b>
	<b>411,629.80</b>	<b>411,629.80</b>

GL Accounts Line Items

G/L Account	Acct Name	Company code	Co Code	Item Text	Debit/Credit		Debit/Credit Amount
					Amount	Reporting Category	
9030100	DISC OPS	1001	Target Corporation	PAYRL/ EXPAT SALARY RECLASS	300,534.50	Expat Salary	300,534.50
9030100	DISC OPS	1113	Target Corporate Svcs Inc	PAYRL/ EXPAT SALARY RECLASS	38,819.97	Expat Salary	38,819.97
9030100	DISC OPS	1113	Target Corporate Svcs Inc	PAYRL/ EXPAT SALARY RECLASS	81,390.01	Expat Salary	81,390.01
9030100	DISC OPS	1114	Target Enterprise, Inc.	PAYRL/ EXPAT SALARY RECLASS	264,120.52	Expat Salary	264,120.52
9030100	DISC OPS	1114	Target Enterprise, Inc.	PAYRL/ EXPAT SALARY RECLASS	72,838.40	Expat Salary	72,838.40
9030100	DISC OPS	1114	Target Enterprise, Inc.	Payroll/Expat OSR Tax Pymt	-116,950.45	Expat Taxes	(116,950.45)
9030100	DISC OPS	1114	Target Enterprise, Inc.	#	110,336.78	Expat Taxes	110,336.78
9030100	DISC OPS	1114	Target Enterprise, Inc.	#	4,061.12	Expat Taxes	4,061.12
9030100	DISC OPS	1114	Target Enterprise, Inc.	#	2,788.15	Expat Taxes	2,788.15
9030100	DISC OPS	1114	Target Enterprise, Inc.	#	1,330.27	Expat Taxes	1,330.27
9030100	DISC OPS	1114	Target Enterprise, Inc.	#	2,807.60	Expat Taxes	2,807.60
9030100	DISC OPS	1114	Target Enterprise, Inc.	#	34,555.70	Expat Taxes	34,555.70
9030100	DISC OPS	1001	Target Corporation	Payroll/Expat Hypo Tax Reclass	-224,589.33	Expat Taxes	(224,589.33)
9030100	DISC OPS	1113	Target Corporate Svcs Inc	Payroll/Expat Hypo Tax	-50,971.76	Expat Taxes	(50,971.76)
9030100	DISC OPS	1114	Target Enterprise, Inc.	Payroll/Expat Hypo Tax	273,472.68	Expat Taxes	273,472.68
9030100	DISC OPS	1114	Target Enterprise, Inc.	Payroll/Expat Hypo Tax	-353,587.63	Expat Taxes	(353,587.63)
9030100	DISC OPS	1115	Target General Merch Inc	Payroll/Expat Hypo Tax	-5,200.00	Expat Taxes	(5,200.00)
9030100	DISC OPS	1114	Target Enterprise, Inc.	EXPAT TRAVEL/June/BTA/GRUNDTNER,JEFFREY	1,141.21	Expats Travel/Relo	1,141.21
9030100	DISC OPS	1114	Target Enterprise, Inc.	EXPAT TRAVEL/June/BTA/KIENBAUM,KEVIN	838.78	Expats Travel/Relo	838.78
9030100	DISC OPS	1114	Target Enterprise, Inc.	EXPAT TRAVEL/June/BTA/LEGAULT,BRADY	247.61	Expats Travel/Relo	247.61
9030100	DISC OPS	1114	Target Enterprise, Inc.	EXPAT TRAVEL/June/BTA/LEGAULT,JENNIFER	247.61	Expats Travel/Relo	247.61
9030100	DISC OPS	1114	Target Enterprise, Inc.	EXPAT TRAVEL/June/BTA/LEGAULT,KAYLA	247.61	Expats Travel/Relo	247.61
9030100	DISC OPS	1114	Target Enterprise, Inc.	EXPAT TRAVEL/June/BTA/LEGAULT,MARTIN	247.61	Expats Travel/Relo	247.61
9030100	DISC OPS	1114	Target Enterprise, Inc.	EXPAT TRAVEL/June/BTA/LEGAULT,TYLER	247.61	Expats Travel/Relo	247.61
9030100	DISC OPS	1114	Target Enterprise, Inc.	EXPAT TRAVEL/June/BTA/MAHOWALD,LAURIE	170.40	Expats Travel/Relo	170.40
9030100	DISC OPS	1114	Target Enterprise, Inc.	EXPAT TRAVEL/June/BTA/MONROE,TIFFANY	339.04	Expats Travel/Relo	339.04
9030100	DISC OPS	1114	Target Enterprise, Inc.	EXPAT TRAVEL/June/BTA/TLIJ,ADAM	797.74	Expats Travel/Relo	797.74
9030100	DISC OPS	1114	Target Enterprise, Inc.	EXPAT TRAVEL/June/BTA/TLIJ,CHADY	797.74	Expats Travel/Relo	797.74
9030100	DISC OPS	1114	Target Enterprise, Inc.	EXPAT TRAVEL/June/BTA/TLIJ,HOUSSEM	797.74	Expats Travel/Relo	797.74
9030100	DISC OPS	1114	Target Enterprise, Inc.	EXPAT TRAVEL/June/BTA/TLIJ,RYM MOKRANI	797.74	Expats Travel/Relo	797.74
9030100	DISC OPS	1114	Target Enterprise, Inc.	EXPAT TRAVEL/June/BTA/TLIJ,SAMI	797.74	Expats Travel/Relo	797.74
9030100	DISC OPS	1114	Target Enterprise, Inc.	EXPAT TRAVEL/June/HTL/Mullins,John	337.44	Expats Travel/Relo	337.44
9030100	DISC OPS	1113	Target Corporate Svcs Inc	FINRPTG/Expats Payroll AR	-55,530.76	Expats Reimbursed	(55,530.76)
9030100	DISC OPS	1114	Target Enterprise, Inc.	FINRPTG/Expats Payroll AR	-39,007.70	Expats Reimbursed	(39,007.70)
							<b>349,271.69</b>

Row Labels	Sum of Debit/Credit Amount
Expat Salary	757,703.40
Expat Taxes	(321,946.87) 4
Expats Travel/Relo	8,053.62 6
Expats Reimbursed	(94,538.46) Excludes benefits
<b>Grand Total</b>	<b>349,271.69</b>

Expat Salary: 757,703.40 Expat Payroll Reimbur: (94,538.46) See NOTE 663,164.94 3  
 NOTE: The difference between the reimbursed salary portion for expats and total expat entries per GL are primarily related to goods and services allowance.

June Payroll Data by PMN/EID

EMPLID	COMPANY	Hours	Amount	DEPTID	TGT_GL_LOC	TGT_GL_EXP_CTR	EMPL_TYPE	BUSINESS_UNIT	Benefits %	Benefits Total	Total \$	Assumptions: Benefits - Exempt Benefits - NonExempt
2049104	14	200	17875	0501X2032	501	2032	S	TDSTB	20.6%	\$ 3,687.61	\$ 21,562.61	
2549079	11	171.82	4999.97	0501X2031	501	2031	H	TFINC	38.4%	\$ 1,919.99	\$ 6,919.96	38.4%
4189833	11	132.4	3697.93	0501X2031	501	2031	H	TFINC	38.4%	\$ 1,420.01	\$ 5,117.94	
9614207	11	200	14480.78	0501X2031	501	2031	S	TTSVC	20.6%	\$ 2,987.38	\$ 17,468.16	
9624909	14	200	23115.38	0501X2032	501	2032	S	THQSS	20.6%	\$ 4,768.70	\$ 27,884.08	
9680513	11	200	9192.3	0501X2031	501	2031	S	TFINC	20.6%	\$ 1,896.37	\$ 11,088.67	
9680778	11	200	11211.55	0501X2031	501	2031	S	TTSVC	20.6%	\$ 2,312.94	\$ 13,524.49	
10988533	11	149	3663.91	0501X2031	501	2031	H	TFSVC	38.4%	\$ 1,406.94	\$ 5,070.85	
12666111	11	174.5	4477.67	0501X2031	501	2031	H	THRES	38.4%	\$ 1,719.43	\$ 6,197.10	
15212087	11	190.3	5396.91	0501X2031	501	2031	H	TFINC	38.4%	\$ 2,072.41	\$ 7,469.32	
15808314	11	184	5098.64	0501X2031	501	2031	H	TFINC	38.4%	\$ 1,957.88	\$ 7,056.52	
17016023	11	191.97	3347.96	0501X2031	501	2031	H	TFINC	38.4%	\$ 1,285.62	\$ 4,633.58	
17089384	11	152.15	3890.48	0501X2031	501	2031	H	TFINC	38.4%	\$ 1,493.94	\$ 5,384.42	
17414632	11	166.04	4856.68	0501X2031	501	2031	H	TFINC	38.4%	\$ 1,864.97	\$ 6,721.65	
21703277	11	200	10605.78	0501X2031	501	2031	S	TFINC	20.6%	\$ 2,187.97	\$ 12,793.75	
22765853	11	200	26971.15	0501X2031	501	2031	S	TTSVC	20.6%	\$ 5,564.15	\$ 32,535.30	
22807986	14	200	14538.45	0501X2032	501	2032	S	TDSTB	20.6%	\$ 2,999.28	\$ 17,537.73	
22866156	11	200	12836.55	0501X2031	501	2031	S	TTSVC	20.6%	\$ 2,648.18	\$ 15,484.73	
22978167	11	164.08	4351.4	0501X2031	501	2031	H	TFINC	38.4%	\$ 1,670.94	\$ 6,022.34	
23190705	11	200	9144.23	0501X2031	501	2031	S	TTSVC	20.6%	\$ 1,886.45	\$ 11,030.68	
23609621	11	120	9975	0501X2031	501	2031	S	TFSVC	20.6%	\$ 2,057.84	\$ 12,032.84	
23609787	11	120	9980.78	0501X2031	501	2031	S	TFSVC	20.6%	\$ 2,059.03	\$ 12,039.81	
23611395	11	200	7769.23	0501X2031	501	2031	S	TFINC	20.6%	\$ 1,602.79	\$ 9,372.02	
24394108	11	200	12788.45	0501X2031	501	2031	S	TTSVC	20.6%	\$ 2,638.26	\$ 15,426.71	
25069329	11	180.42	3718.46	0501X2031	501	2031	H	TFINC	38.4%	\$ 1,427.89	\$ 5,146.35	
25172818	11	200	11682.7	0501X2031	501	2031	S	TTSVC	20.6%	\$ 2,410.14	\$ 14,092.84	
25738725	11	160	12238.45	0501X2031	501	2031	S	TTSVC	20.6%	\$ 2,524.79	\$ 14,763.24	
25915042	11	200	14048.08	0501X2031	501	2031	S	THRES	20.6%	\$ 2,898.12	\$ 16,946.20	
26122721	14	200	12153.85	0501X2032	501	2032	S	TPDEV	20.6%	\$ 2,507.34	\$ 14,661.19	
27624006	11	200	12355.78	0501X2031	501	2031	S	TSTIN	20.6%	\$ 2,549.00	\$ 14,904.78	
28055812	11	140	6602.89	0501X2031	501	2031	S	THRES	20.6%	\$ 1,362.18	\$ 7,965.07	
29851805	11	191.62	3602.46	0501X2031	501	2031	H	TFINC	38.4%	\$ 1,383.34	\$ 4,985.80	
30384010	11	200	15307.7	0501X2031	501	2031	S	TTSVC	20.6%	\$ 3,157.98	\$ 18,465.68	
32046476	11	200	13884.63	0501X2031	501	2031	S	TTSVC	20.6%	\$ 2,864.40	\$ 16,749.03	
32464810	11	200	8288.45	0501X2031	501	2031	S	TTSVC	20.6%	\$ 1,709.91	\$ 9,998.36	
32465940	14	200	11836.55	0501X2032	501	2032	S	THQSS	20.6%	\$ 2,441.88	\$ 14,278.43	
32477960	14	200	12576.93	0501X2032	501	2032	S	TDSTB	20.6%	\$ 2,594.62	\$ 15,171.55	
32609190	11	200	13153.85	0501X2031	501	2031	S	TTSVC	20.6%	\$ 2,713.64	\$ 15,867.49	

June Payroll Data by PMN/EID

32689846	14	200	9557.7	0501X2032	501	2032	S	TPDEV	20.6%	\$ 1,971.75	\$ 11,529.45
32902231	11	200	15038.45	0501X2031	501	2031	S	TTSVC	20.6%	\$ 3,102.43	\$ 18,140.88
33103706	11	200	13913.45	0501X2031	501	2031	S	TTSVC	20.6%	\$ 2,870.34	\$ 16,783.79
34856187	11	80	5423.08	0501X2031	501	2031	S	TTSVC	20.6%	\$ 1,118.78	\$ 6,541.86
35531383	11	200	11682.7	0501X2031	501	2031	S	TTSVC	20.6%	\$ 2,410.14	\$ 14,092.84
35540228	11	200	15432.7	0501X2031	501	2031	S	TTSVC	20.6%	\$ 3,183.77	\$ 18,616.47
38829099	11	200	14557.7	0501X2031	501	2031	S	THRES	20.6%	\$ 3,003.25	\$ 17,560.95
39064811	11	32.55	744.42	0501X2031	501	2031	H	TFSVC	38.4%	\$ 285.86	\$ 1,030.28
39516810	14	80	5588.46	0501X2032	501	2032	S	TGENL	20.6%	\$ 1,152.90	\$ 6,741.36
46076006	14	40	1980.77	0501X2032	501	2032	S	TPDEV	20.6%	\$ 408.63	\$ 2,389.40
47763099	11	162.8	3737.88	0501X2031	501	2031	H	THRES	38.4%	\$ 1,435.35	\$ 5,173.23
47898804	11	200	13230.78	0501X2031	501	2031	S	TTSVC	20.6%	\$ 2,729.51	\$ 15,960.29
47950662	11	200	11413.45	0501X2031	501	2031	S	TTSVC	20.6%	\$ 2,354.59	\$ 13,768.04
48263388	11	200	5778.85	0501X2031	501	2031	S	TFINC	20.6%	\$ 1,192.18	\$ 6,971.03
48266787	14	200	10317.3	0501X2032	501	2032	S	TGTCM	20.6%	\$ 2,128.46	\$ 12,445.76
48413603	11	200	7644.23	0501X2031	501	2031	S	TFINC	20.6%	\$ 1,577.00	\$ 9,221.23
48427256	11	140	4657.7	0501X2031	501	2031	S	TFINC	20.6%	\$ 960.88	\$ 5,618.58
50199298	11	200	13682.7	0501X2031	501	2031	S	TTSVC	20.6%	\$ 2,822.74	\$ 16,505.44
50226430	11	200	14038.45	0501X2031	501	2031	S	TTSVC	20.6%	\$ 2,896.13	\$ 16,934.58
51352284	11	2.5	52.83	0501X2031	501	2031	H	TFSVC	38.4%	\$ 20.29	\$ 73.12
52660412	14	200	10211.55	0501X2032	501	2032	S	TSFTL	20.6%	\$ 2,106.64	\$ 12,318.19
55871479	11	200	7500	0501X2031	501	2031	S	TTSVC	20.6%	\$ 1,547.25	\$ 9,047.25
56250095	11	200	13038.45	0501X2031	501	2031	S	TTSVC	20.6%	\$ 2,689.83	\$ 15,728.28
58002163	11	200	5298.08	0501X2031	501	2031	S	TFSVC	20.6%	\$ 1,092.99	\$ 6,391.07
58071051	14	80	2930.77	0501X2032	501	2032	S	TPDEV	20.6%	\$ 604.62	\$ 3,535.39
58597154	11	200	15846.15	0501X2031	501	2031	S	TTSVC	20.6%	\$ 3,269.06	\$ 19,115.21
59804567	11	200	13615.38	0501X2031	501	2031	S	TTSVC	20.6%	\$ 2,808.85	\$ 16,424.23
59810895	11	200	10413.45	0501X2031	501	2031	S	THRES	20.6%	\$ 2,148.29	\$ 12,561.74
59886531	11	200	12067.3	0501X2031	501	2031	S	TTSVC	20.6%	\$ 2,489.48	\$ 14,556.78
59900399	11	200	10346.15	0501X2031	501	2031	S	TTSVC	20.6%	\$ 2,134.41	\$ 12,480.56
59945501	11	200	5836.55	0501X2031	501	2031	S	TTSVC	20.6%	\$ 1,204.08	\$ 7,040.63
60023793	11	80	2488.46	0501X2031	501	2031	S	TFINC	20.6%	\$ 513.37	\$ 3,001.83
60099512	11	200	12000	0501X2031	501	2031	S	TTSVC	20.6%	\$ 2,475.60	\$ 14,475.60
60199858	11	200	6701.93	0501X2031	501	2031	S	TTSVC	20.6%	\$ 1,382.61	\$ 8,084.54
60228988	11	200	11903.85	0501X2031	501	2031	S	TTSVC	20.6%	\$ 2,455.76	\$ 14,359.61
60253614	11	200	13336.55	0501X2031	501	2031	S	TTSVC	20.6%	\$ 2,751.33	\$ 16,087.88
60362175	11	200	11028.85	0501X2031	501	2031	S	TTSVC	20.6%	\$ 2,275.25	\$ 13,304.10
60563244	11	200	10413.45	0501X2031	501	2031	S	TTSVC	20.6%	\$ 2,148.29	\$ 12,561.74
61097424	11	200	10634.63	0501X2031	501	2031	S	TTSVC	20.6%	\$ 2,193.92	\$ 12,828.55

June Payroll Data by PMN/EID

61512182	11	200	10000	0501X2031	501	2031	S
61752838	11	200	5942.3	0501X2031	501	2031	S
61813895	11	192	4412.16	0501X2031	501	2031	H
62706262	11	200	8750	0501X2031	501	2031	S
62764360	11	128	5107.69	0501X2031	501	2031	S
62764378	11	200	9519.23	0501X2031	501	2031	S
64186109	11	200	7990.38	0501X2031	501	2031	S
64784184	11	200	8980.78	0501X2031	501	2031	S
65073181	11	200	13596.15	0501X2031	501	2031	S
65176208	11	200	9711.55	0501X2031	501	2031	S
66033267	11	-80	-4038.46	0501X2031	501	2031	S
66163783	11	200	6923.08	0501X2031	501	2031	S

TTSVC	20.6%	\$ 2,063.00	\$ 12,063.00
TFINC	20.6%	\$ 1,225.90	\$ 7,168.20
TFINC	38.4%	\$ 1,694.27	\$ 6,106.43
TTSVC	20.6%	\$ 1,805.13	\$ 10,555.13
THRES	20.6%	\$ 1,053.72	\$ 6,161.41
TTSVC	20.6%	\$ 1,963.82	\$ 11,483.05
TTSVC	20.6%	\$ 1,648.42	\$ 9,638.80
TTSVC	20.6%	\$ 1,852.73	\$ 10,833.51
TTSVC	20.6%	\$ 2,804.89	\$ 16,401.04
TTSVC	20.6%	\$ 2,003.49	\$ 11,715.04
TTSVC	20.6%	\$ (833.13)	\$ (4,871.59)
TTSVC	20.6%	\$ 1,428.23	\$ 8,351.31

**\$ 1,019,978.40** 1

NOTE: Pivot summary of this data, similar to April and prior months, was not provided since wave 1 is no longer applicable.

Target Corp.  
 Financial Reporting  
 Cross Charge Line Items (Expats and Other)  
 Month Ended 5/30/15

							FR Formatted			
Cost Center	Company code	G/L Account Description	G/L Account	MTD Actual	SAP Account Group (ARR)	Blank	Reporting Category	Debit/Credit Amount		
93627100	1114	RELOCATION EXPENSE	7110110	294,364.51	Relocation		Expats	294,364.51	6	
93627200	1114	LICENCE/FEE/OTHTAXES	7163210	258.00	Occupancy		Expats	258.00	5	294,622.51
93627200	1114	POSTAGE	7062180	94.73	Services Purchased		Other	94.73		
93627800	1113	POSTAGE	7062180	285.56	Services Purchased		Other	285.56		
93627100	1114	OTHER PROF SERV	7070220	1,050.00	Prof. Serv.		Other	1,050.00		
93627800	1113	SEMINARS/CONFERENCES	7080110	25.00	Prof. Dev.		Other	25.00		
93627800	1113	TM MEALS/ENTERTAINMT	7120110	131.85	T&E		Other	131.85		
93627100	1114	OTH MEALS/ENTERTAIN	7120120	237.38	T&E		Other	237.38		
93627200	1114	OTH MEALS/ENTERTAIN	7120120	109.36	T&E		Other	109.36		
93627800	1113	OTH MEALS/ENTERTAIN	7120120	10.88	T&E		Other	10.88		
93627800	1113	AIRFARE	7120130	340.00	T&E		Other	340.00		
93627100	1114	TRAVEL EXPENSES	7120140	11,550.00	T&E		Other	11,550.00		
93627200	1114	TRAVEL EXPENSES	7120140	458.91	T&E		Other	458.91		
93627100	1114	MILE/PARK REIMB EXP	7120150	3,123.75	T&E		Other	3,123.75		
93627200	1114	MILE/PARK REIMB EXP	7120150	132.10	T&E		Other	132.10		
93627800	1113	MILE/PARK REIMB EXP	7120150	239.75	T&E		Other	239.75		
93627100	1114	CAR RENTAL	7120160	2,160.41	T&E		Other	2,160.41		
93627200	1114	CAR RENTAL	7120160	95.64	T&E		Other	95.64		
93627100	1114	FOREIGN AIRFARE	7120170	3,564.07	T&E		Other	3,564.07		
93627100	1114	FOREIGN TRAVEL EXP	7120180	3,308.54	T&E		Other	3,308.54		
93627200	1114	FOREIGN TRAVEL EXP	7120180	295.98	T&E		Other	295.98		
93627100	1114	FOREIGN MEALS/ENTERT	7120190	211.61	T&E		Other	211.61		
93627100	1114	FOREIGN HOUSING	7120220	50,415.29	T&E		Other	50,415.29		
93627100	1114	DATA NETWORK EXPENSE	7140110	11.97	Communications		Other	11.97		
93627200	1114	CELL PHONE EXPENSE	7140140	2,979.81	Communications		Other	2,979.81		
93627600	1073	CELL PHONE EXPENSE	7140140	20.70	Communications		Other	20.70		
93627800	1113	CELL PHONE EXPENSE	7140140	4,157.47	Communications		Other	4,157.47		
93627900	1115	CELL PHONE EXPENSE	7140140	554.61	Communications		Other	554.61		
93204000	1114	CELL PHONE EXPENSE	7140140	79.60			Other	79.60		
93203000	1114	CNTRLBL SRVCS PURCH	7062405	1,710.38			Other	1,710.38		
93203000	1114	CAR RENTAL	7120160	3,252.77			Other	3,252.77		
93203000	1114	FOREIGN TRAVEL EXP	7120180	(1,534.65)			Other	(1,534.65)		
93203000	1114	CELL PHONE EXPENSE	7140140	1,237.61			Other	1,237.61		
93201000	1115	OFFICE SUPPLIES	7040110	68.30			Other	68.30		
82110178	1149	BANK SERVICE CHARGES	7063110	115.37			Other	115.37		
82110180	1151	BANK SERVICE CHARGES	7063110	252.53			Other	252.53		
82110178	1149	CONSULTANT SERVICES	7070150	2,846.08			Other	2,846.08		
82110077	1131	BANK SERVICE CHARGES	7063110	195.00			Other	195.00		
93218000	1129	BANK SERVICE CHARGES	7063110	46.67			Other	46.67		
93218000	1129	CONSULTANT SERVICES	7070150	7,126.08			Other	7,126.08		
93416000	1001	AIRFARE	7120130	590.23			Other	590.23		
93202000	1114	CELL PHONE EXPENSE	7140140	270.69			Other	270.69		
93416000	1001	CELL PHONE EXPENSE	7140140	244.90			Other	244.90		
93209000	1113	TRAVEL EXPENSES	7120140	47.32			Other	47.32		
93209000	1113	FOREIGN AIRFARE	7120170	1,381.85			Other	1,381.85		
93209000	1113	FOREIGN TRAVEL EXP	7120180	889.68			Other	889.68		
93209000	1113	FOREIGN MEALS/ENTERT	7120190	18.75			Other	18.75		
93209000	1113	DATA NETWORK EXPENSE	7140110	50.00			Other	50.00		

Reporting Category	Other	Sum of MTD Actual	
AIRFARE	2,828.19	Travel	
BANK SERVICE CHARGES	609.57	Office & Other	
CAR RENTAL	5,508.82	Travel	
CELL PHONE EXPENSE	10,860.03	Cell Phone	
CNTRL INTRA/C CHRGE	6.25	Office & Other	
CNTRLBL SRVCS PURCH	1,710.38	Office & Other	
CONSULTANT SERVICES	9,972.16	Services Purch	
DATA NETWORK EXPENSE	129.93	Office & Other	
FOREIGN AIRFARE	11,066.55	Travel	
FOREIGN HOUSING	50,415.29	Travel	
FOREIGN MEALS/ENTERT	230.36	Travel	
FOREIGN TRAVEL EXP	3,323.55	Travel	
FREIGHT EXPENSE	13.25	Office & Other	
MILE/PARK REIMB EXP	3,542.60	Travel	
OFFICE SUPPLIES	68.30	Office & Other	
OTH MEALS/ENTERTAIN	410.00	Office & Other	
OTHER PROF SERV	(2,000.49)	Services Purch	
OTHER SERVC PURCH	39,561.08	Services Purch	
POSTAGE	422.90	Office & Other	
SEMINARS/CONFERENCES	25.00	Office & Other	
TELECOM EXP	200.25	Office & Other	
TM MEALS/ENTERTAINMT	131.85	Office & Other	
TRAVEL EXPENSES	9,618.38	Travel	
<b>Grand Total</b>	<b>148,654.20</b>		

Travel	86,533.74	8
Cell Phone	10,860.03	9
Services Purch	47,532.75	10
Office & Other	3,727.68	11
<b>148,654.20</b>		



Target Corp.  
 Financial Reporting  
 Cross Charge Line Items (Expats and Other)  
 Month Ended 5/30/15

93209000	1113	CELL PHONE EXPENSE	7140140	871.74	Other	871.74	
93258000	1113	AIRFARE	7120130	95.00	Other	95.00	
93252000	1114	POSTAGE	7062180	1.15	Other	1.15	
93252000	1114	CELL PHONE EXPENSE	7140140	120.03	Other	120.03	
93208000	1113	CNTRL INTRA/C CHRGE	7210135	6.25	Other	6.25	
93208000	1113	CELL PHONE EXPENSE	7140140	60.19	Other	60.19	
93499000	1113	CELL PHONE EXPENSE	7140140	79.40	Other	79.40	
93208000	1113	AIRFARE	7120130	1,802.96	Other	1,802.96	
93260000	1113	OTHER SERVC PURCH	7062420	39,561.08	Other	39,561.08	
91300500	1072	TRAVEL EXPENSES	7120140	(6,015.82)	Other	(6,015.82)	
91306200	1072	TRAVEL EXPENSES	7120140	4.42	Other	4.42	
91106300	1072	TELECOM EXP	7140170	15.40	Other	15.40	
91311100	1072	TRAVEL EXPENSES	7120140	177.42	Other	177.42	
91311100	1072	DATA NETWORK EXPENSE	7140110	13.59	Other	13.59	
91311100	1072	TELECOM EXP	7140170	15.40	Other	15.40	
91118110	1072	FOREIGN AIRFARE	7120170	1,801.47	Other	1,801.47	
91118110	1072	DATA NETWORK EXPENSE	7140110	40.78	Other	40.78	
91306100	1072	DATA NETWORK EXPENSE	7140110	13.59	Other	13.59	
91306100	1072	TELECOM EXP	7140170	169.45	Other	169.45	
99346600	1113	POSTAGE	7062180	41.46	Other	41.46	
99346600	1113	FREIGHT EXPENSE	7062220	13.25	Other	13.25	
99346600	1113	CELL PHONE EXPENSE	7140140	183.28	Other	183.28	
91306100	1072	OTHER PROF SERV	7070220	(3,050.49)	Other	(3,050.49)	
91306100	1072	TRAVEL EXPENSES	7120140	3,396.13	Other	3,396.13	
91306100	1072	FOREIGN AIRFARE	7120170	2,125.68	Other	2,125.68	
99346600	1113	OTH MEALS/ENTERTAIN	7120120	52.38	Other	52.38	
99346600	1113	MILE/PARK REIMB EXP	7120150	47.00	Other	47.00	
99346600	1113	FOREIGN AIRFARE	7120170	2,193.48	Other	2,193.48	
99346600	1113	FOREIGN TRAVEL EXP	7120180	364.00	Other	364.00	
						<b>443,276.71</b>	<b>443,276.71</b>
							<b>148,654.20</b>

GL Accounts Line Items

G/L Account	Acct Name	Company code	Co Code	Item Text	Debit/Credit Amount		Debit/Credit Amount	
					Debit/Credit Amount	Reporting Category		
9030100	DISC OPS	1114		Target Enterprise, Inc.	Expat travel/reloc 09673401	757.66	Expats Travel/Relo	757.66
9030100	DISC OPS	1114		Target Enterprise, Inc.	Expat travel/reloc 55723753	1,901.05	Expats Travel/Relo	1,901.05
9030100	DISC OPS	1114		Target Enterprise, Inc.	PAYROLL/RECLASS EXPAT TRAVEL/RELO tm#18470526	1,255.28	Expats Travel/Relo	1,255.28
9030100	DISC OPS	1114		Target Enterprise, Inc.	EXPAT TRAVEL/May/BTA/BROOKHOUSER,CHRISTOPHER	487.65	Expats Travel/Relo	487.65
9030100	DISC OPS	1114		Target Enterprise, Inc.	EXPAT TRAVEL/May/BTA/BROOKHOUSER,HOLLY	487.65	Expats Travel/Relo	487.65
9030100	DISC OPS	1114		Target Enterprise, Inc.	EXPAT TRAVEL/May/BTA/BROOKHOUSER,MACY	487.65	Expats Travel/Relo	487.65
9030100	DISC OPS	1114		Target Enterprise, Inc.	EXPAT TRAVEL/May/BTA/GRUNDTNER,BONNIE	672.09	Expats Travel/Relo	672.09
9030100	DISC OPS	1114		Target Enterprise, Inc.	EXPAT TRAVEL/May/BTA/GRUNDTNER,JEFFREY	672.09	Expats Travel/Relo	672.09
9030100	DISC OPS	1114		Target Enterprise, Inc.	EXPAT TRAVEL/May/BTA/HENNESSY,STEPHEN	503.45	Expats Travel/Relo	503.45
9030100	DISC OPS	1114		Target Enterprise, Inc.	EXPAT TRAVEL/May/BTA/LAFFERTY,BRIAN	468.68	Expats Travel/Relo	468.68
9030100	DISC OPS	1114		Target Enterprise, Inc.	EXPAT TRAVEL/May/BTA/LAFFERTY,MEGHAN	147.58	Expats Travel/Relo	147.58
9030100	DISC OPS	1114		Target Enterprise, Inc.	EXPAT TRAVEL/May/BTA/LEGAULT,BRADY	1,029.30	Expats Travel/Relo	1,029.30
9030100	DISC OPS	1114		Target Enterprise, Inc.	EXPAT TRAVEL/May/BTA/LEGAULT,JENNIFER	861.26	Expats Travel/Relo	861.26
9030100	DISC OPS	1114		Target Enterprise, Inc.	EXPAT TRAVEL/May/BTA/LEGAULT,KAYLA	891.12	Expats Travel/Relo	891.12
9030100	DISC OPS	1114		Target Enterprise, Inc.	EXPAT TRAVEL/May/BTA/LEGAULT,MARTIN	861.26	Expats Travel/Relo	861.26
9030100	DISC OPS	1114		Target Enterprise, Inc.	EXPAT TRAVEL/May/BTA/LEGAULT,TYLER	1,029.30	Expats Travel/Relo	1,029.30
9030100	DISC OPS	1114		Target Enterprise, Inc.	EXPAT TRAVEL/May/BTA/MONROE,DANIEL	235.26	Expats Travel/Relo	235.26
9030100	DISC OPS	1114		Target Enterprise, Inc.	EXPAT TRAVEL/May/BTA/MONROE,TIFFANY	235.26	Expats Travel/Relo	235.26
9030100	DISC OPS	1114		Target Enterprise, Inc.	EXPAT TRAVEL/May/BTA/MULLINS,HEATHER	878.99	Expats Travel/Relo	878.99
9030100	DISC OPS	1114		Target Enterprise, Inc.	EXPAT TRAVEL/May/BTA/MULLINS,JOHN	928.12	Expats Travel/Relo	928.12
9030100	DISC OPS	1114		Target Enterprise, Inc.	EXPAT TRAVEL/May/BTA/MULLINS,MILO	17.43	Expats Travel/Relo	17.43
9030100	DISC OPS	1114		Target Enterprise, Inc.	EXPAT TRAVEL/May/BTA/LAFFERTY,BRIAN	-778.68	Expats Travel/Relo	(778.68)
9030100	DISC OPS	1114		Target Enterprise, Inc.	EXPAT TRAVEL/May/BTA/LAFFERTY,BRIANJONATH	-37.83	Expats Travel/Relo	(37.83)
9030100	DISC OPS	1114		Target Enterprise, Inc.	EXPAT TRAVEL/May/BTA/LAFFERTY,FINN	-643.20	Expats Travel/Relo	(643.20)
9030100	DISC OPS	1114		Target Enterprise, Inc.	EXPAT TRAVEL/May/BTA/LAFFERTY,FINNJONATHA	-37.83	Expats Travel/Relo	(37.83)
9030100	DISC OPS	1114		Target Enterprise, Inc.	EXPAT TRAVEL/May/BTA/LAFFERTY,JESSA	-643.20	Expats Travel/Relo	(643.20)
9030100	DISC OPS	1114		Target Enterprise, Inc.	EXPAT TRAVEL/May/BTA/LAFFERTY,JESSACASSMS	-37.83	Expats Travel/Relo	(37.83)
9030100	DISC OPS	1114		Target Enterprise, Inc.	EXPAT TRAVEL/May/BTA/LAFFERTY,MEGHANCASSM	-37.83	Expats Travel/Relo	(37.83)
9030100	DISC OPS	1114		Target Enterprise, Inc.	EXPAT TRAVEL/May/BTA/LAFFERTY,VIOLET	-341.59	Expats Travel/Relo	(341.59)
9030100	DISC OPS	1114		Target Enterprise, Inc.	Expat travel/reloc 09530114	1,293.79	Expats Travel/Relo	1,293.79
9030100	DISC OPS	1114		Target Enterprise, Inc.	EXPAT TRAVEL/May/HTL/Dickerson,Marc	1,417.39	Expats Travel/Relo	1,417.39
9030100	DISC OPS	1114		Target Enterprise, Inc.	Expat Travel/55723753:Sunderland	504.20	Expats Travel/Relo	504.20
9030100	DISC OPS	1114		Target Enterprise, Inc.	Payroll/Expat OSR Tax Pymt	-208,669.00	Expat Taxes	(208,669.00)
9030100	DISC OPS	1114		Target Enterprise, Inc.	Payroll/Expat OSR Tax Pymt	116,950.45	Expat Taxes	116,950.45
9030100	DISC OPS	1114		Target Enterprise, Inc.	#	2,859.11	Expat Taxes	2,859.11
9030100	DISC OPS	1114		Target Enterprise, Inc.	#	198,073.26	Expat Taxes	198,073.26
9030100	DISC OPS	1114		Target Enterprise, Inc.	#	7,076.43	Expat Taxes	7,076.43
9030100	DISC OPS	1114		Target Enterprise, Inc.	#	367.09	Expat Taxes	367.09
9030100	DISC OPS	1114		Target Enterprise, Inc.	#	111,242.14	Expat Taxes	111,242.14
9030100	DISC OPS	1114		Target Enterprise, Inc.	#	4,094.44	Expat Taxes	4,094.44
9030100	DISC OPS	1114		Target Enterprise, Inc.	#	2,811.02	Expat Taxes	2,811.02
9030100	DISC OPS	1114		Target Enterprise, Inc.	#	80.44	Expat Taxes	80.44
9030100	DISC OPS	1001		Target Corporation	PAYROLL/EXPAT SALARY RECLASS	351,956.61	Expats Salary	351,956.61
9030100	DISC OPS	1001		Target Corporation	PAYROLL/RENT RECLASS	-1,899.12	Expat Rent	(1,899.12)
9030100	DISC OPS	1113		Target Corporate Svcs Inc	PAYROLL/EXPAT SALARY RECLASS	36,324.17	Expats Salary	36,324.17
9030100	DISC OPS	1113		Target Corporate Svcs Inc	PAYROLL/EXPAT SALARY RECLASS	147,734.44	Expats Salary	147,734.44
9030100	DISC OPS	1114		Target Enterprise, Inc.	PAYROLL/EXPAT SALARY RECLASS	323,875.09	Expats Salary	323,875.09
9030100	DISC OPS	1114		Target Enterprise, Inc.	PAYROLL/RENT RECLASS	-140.66	Expat Rent	(140.66)
9030100	DISC OPS	1114		Target Enterprise, Inc.	PAYROLL/EXPAT SALARY RECLASS	80,049.94	Expats Salary	80,049.94
9030100	DISC OPS	1001		Target Corporation	Payroll/Expat Hypo Tax Reclass	-\$82,481.36	Expat Taxes	(82,481.36)
9030100	DISC OPS	1113		Target Corporate Svcs Inc	Payroll/Expat Hypo Tax	-\$105,933.38	Expat Taxes	(105,933.38)
9030100	DISC OPS	1114		Target Enterprise, Inc.	Payroll/Expat Hypo Tax	\$101,276.48	Expat Taxes	101,276.48
9030100	DISC OPS	1114		Target Enterprise, Inc.	Payroll/Expat Hypo Tax	-\$172,934.93	Expat Taxes	(172,934.93)
9030100	DISC OPS	1115		Target General Merch Inc	Payroll/Expat Hypo Tax	-\$5,200.00	Expat Taxes	(5,200.00)
9030100	DISC OPS	1113		Target Corporate Svcs Inc	FINRPTG/Expats Payroll AR	-\$63,534.61	Expats Reimbursed	(63,534.61)
9030100	DISC OPS	1114		Target Enterprise, Inc.	FINRPTG/Expats Payroll AR	-\$53,961.54	Expats Reimbursed	(53,961.54)
								<b>805,482.03</b>

Row Labels	Sum of Debit/Credit Amount
Expat Rent	(2,039.78) 5
Expat Taxes	(30,387.81) 4
Expats Salary	939,940.25
Expats Travel/Relo	15,465.52 6
Expats Reimbursed	(117,496.15) Excludes benefits
<b>Grand Total</b>	<b>805,482.03</b>

Expat Payroll: 939,940.25 Expat Salary Reimbursed: (117,496.15) See NOTE 822,444.10 3  
 NOTE: The difference between the reimbursed salary portion for expats and total expat entries per GL are primarily related to goods and services allowance.

May Payroll Data by PMN/EID

EMPLID	COMPANY	Hours	Amount	DEPTID	TGT_GL_LOC	TGT_GL_EXP_C	EMPL_TYPE	BUSINESS_UNI	Benefits %	Benefits Total	Total \$	<b>Assumptions:</b> <b>Benefits - Exempt 20.6%</b> <b>Benefits - NonExempt 38.4%</b>
2049104	1/15/1900	160	14300	0501X2032	501	2032	S	TDSTB	20.6%	\$ 2,950.09	\$ 17,250.09	
2549079	1/12/1900	143.02	4161.88	0501X2031	501	2031	H	TFINC	38.4%	\$ 1,598.16	\$ 5,760.04	
3017688	1/15/1900	-40	-5455.77	0501X2032	501	2032	S	TSTOR	20.6%	\$ (1,125.53)	\$ (6,581.30)	
3162138	1/12/1900	160	4607.7	0501X2031	501	2031	S	TFINC	20.6%	\$ 950.57	\$ 5,558.27	
4189833	1/12/1900	142.45	3978.63	0501X2031	501	2031	H	TFINC	38.4%	\$ 1,527.79	\$ 5,506.42	
5157383	1/12/1900	80	2273.08	0501X2031	501	2031	S	TFINC	20.6%	\$ 468.94	\$ 2,742.02	
5268461	1/12/1900	160	7953.84	0501X2031	501	2031	S	TFINC	20.6%	\$ 1,640.88	\$ 9,594.72	
8056236	1/15/1900	160	7984.62	0501X2032	501	2032	S	TPDEV	20.6%	\$ 1,647.23	\$ 9,631.85	
8481707	1/12/1900	160	5723.08	0501X2031	501	2031	S	TFINC	20.6%	\$ 1,180.67	\$ 6,903.75	
9614207	1/12/1900	160	11584.62	0501X2031	501	2031	S	TTSVC	20.6%	\$ 2,389.91	\$ 13,974.53	
9624909	1/15/1900	160	18492.3	0501X2032	501	2032	S	THQSS	20.6%	\$ 3,814.96	\$ 22,307.26	
9631573	1/12/1900	160	9007.7	0501X2031	501	2031	S	TTSVC	20.6%	\$ 1,858.29	\$ 10,865.99	
9672833	1/12/1900	80	7792.31	0501X2031	501	2031	S	TLEGL	20.6%	\$ 1,607.55	\$ 9,399.86	
9680513	1/12/1900	160	7353.84	0501X2031	501	2031	S	TFINC	20.6%	\$ 1,517.10	\$ 8,870.94	
9680778	1/12/1900	160	8969.24	0501X2031	501	2031	S	TTSVC	20.6%	\$ 1,850.35	\$ 10,819.59	
9687633	1/12/1900	160	7607.7	0501X2031	501	2031	S	TFSVC	20.6%	\$ 1,569.47	\$ 9,177.17	
10786853	1/12/1900	38.32	1109.75	0501X2031	501	2031	S	TFINC	20.6%	\$ 228.94	\$ 1,338.69	
10988533	1/12/1900	136.5	3356.54	0501X2031	501	2031	H	TFSVC	38.4%	\$ 1,288.91	\$ 4,645.45	
12666111	1/12/1900	143.17	3673.73	0501X2031	501	2031	H	THRES	38.4%	\$ 1,410.71	\$ 5,084.44	
14387740	1/5/1900	160	8430.76	9304X2029	9304	2029	S	TDSTB	20.6%	\$ 1,739.27	\$ 10,170.03	
15212087	1/12/1900	152	4310.72	0501X2031	501	2031	H	TFINC	38.4%	\$ 1,655.32	\$ 5,966.04	
15808314	1/12/1900	135.58	3756.93	0501X2031	501	2031	H	TFINC	38.4%	\$ 1,442.66	\$ 5,199.59	
17016023	1/12/1900	151.98	2650.53	0501X2031	501	2031	H	TFINC	38.4%	\$ 1,017.80	\$ 3,668.33	
17089384	1/12/1900	154.72	3956.19	0501X2031	501	2031	H	TFINC	38.4%	\$ 1,519.18	\$ 5,475.37	
17414632	1/12/1900	146	4270.5	0501X2031	501	2031	H	TFINC	38.4%	\$ 1,639.87	\$ 5,910.37	
17697095	1/12/1900	160	7453.84	0501X2031	501	2031	S	THRES	20.6%	\$ 1,537.73	\$ 8,991.57	
19663202	1/12/1900	160	4630.76	0501X2031	501	2031	S	TFINC	20.6%	\$ 955.33	\$ 5,586.09	
21703277	1/12/1900	160	8484.62	0501X2031	501	2031	S	TFINC	20.6%	\$ 1,750.38	\$ 10,235.00	
22011498	1/12/1900	160	5523.08	0501X2031	501	2031	S	TFSVC	20.6%	\$ 1,139.41	\$ 6,662.49	
22726434	1/12/1900	160	7115.38	0501X2031	501	2031	S	TTSVC	20.6%	\$ 1,467.90	\$ 8,583.28	
22765853	1/12/1900	160	21576.92	0501X2031	501	2031	S	TTSVC	20.6%	\$ 4,451.32	\$ 26,028.24	
22797013	1/12/1900	116.61	2925.42	0501X2031	501	2031	H	TFINC	38.4%	\$ 1,123.36	\$ 4,048.78	
22807986	1/15/1900	160	11630.76	0501X2032	501	2032	S	TDSTB	20.6%	\$ 2,399.43	\$ 14,030.19	
22822951	1/12/1900	160	12861.54	0501X2031	501	2031	S	THRES	20.6%	\$ 2,653.34	\$ 15,514.88	

May Payroll Data by PMN/EID

22866156	1/12/1900	160	10269.24	0501X2031	501	2031	S	TTSVC	20.6%	\$	2,118.54	\$	12,387.78
22978167	1/12/1900	149.44	3963.15	0501X2031	501	2031	H	TFINC	38.4%	\$	1,521.85	\$	5,485.00
23190705	1/12/1900	160	7315.38	0501X2031	501	2031	S	TTSVC	20.6%	\$	1,509.16	\$	8,824.54
23272669	1/12/1900	160	8715.38	0501X2031	501	2031	S	THRES	20.6%	\$	1,797.98	\$	10,513.36
23609621	1/12/1900	96	7980	0501X2031	501	2031	S	TFSVC	20.6%	\$	1,646.27	\$	9,626.27
23609787	1/12/1900	96	7984.62	0501X2031	501	2031	S	TFSVC	20.6%	\$	1,647.23	\$	9,631.85
23611395	1/12/1900	160	6215.38	0501X2031	501	2031	S	TFINC	20.6%	\$	1,282.23	\$	7,497.61
23751662	1/12/1900	160	5115.38	0501X2031	501	2031	S	TFINC	20.6%	\$	1,055.30	\$	6,170.68
24394108	1/12/1900	160	10230.76	0501X2031	501	2031	S	TTSVC	20.6%	\$	2,110.61	\$	12,341.37
24950933	1/12/1900	160	11976.92	0501X2031	501	2031	S	TTSVC	20.6%	\$	2,470.84	\$	14,447.76
24980336	1/12/1900	66.85	1736.09	0501X2031	501	2031	H	TFINC	38.4%	\$	666.66	\$	2,402.75
25069329	1/12/1900	135.85	2799.87	0501X2031	501	2031	H	TFINC	38.4%	\$	1,075.15	\$	3,875.02
25101023	1/12/1900	71.97	2048.27	0501X2031	501	2031	H	TLEGL	38.4%	\$	786.54	\$	2,834.81
25172818	1/12/1900	160	9346.16	0501X2031	501	2031	S	TTSVC	20.6%	\$	1,928.11	\$	11,274.27
25215765	1/15/1900	160	8407.7	0501X2032	501	2032	S	TDSTB	20.6%	\$	1,734.51	\$	10,142.21
25252107	1/12/1900	120	4073.07	0501X2031	501	2031	S	TFSVC	20.6%	\$	840.27	\$	4,913.34
25262700	1/12/1900	80	2036	0501X2031	501	2031	H	TSRCS	38.4%	\$	781.82	\$	2,817.82
25447954	1/12/1900	80	4023.08	0501X2031	501	2031	S	TLEGL	20.6%	\$	829.96	\$	4,853.04
25738725	1/12/1900	128	9790.76	0501X2031	501	2031	S	TTSVC	20.6%	\$	2,019.83	\$	11,810.59
25744574	1/13/1900	160	5253.84	0501X2055	501	2055	S	TSRCS	20.6%	\$	1,083.87	\$	6,337.71
25915042	1/12/1900	160	11238.46	0501X2031	501	2031	S	THRES	20.6%	\$	2,318.49	\$	13,556.95
26122721	1/15/1900	160	9723.08	0501X2032	501	2032	S	TPDEV	20.6%	\$	2,005.87	\$	11,728.95
27184670	1/12/1900	160	4800	0501X2031	501	2031	S	TFINC	20.6%	\$	990.24	\$	5,790.24
27624006	1/12/1900	160	9884.62	0501X2031	501	2031	S	TSTIN	20.6%	\$	2,039.20	\$	11,923.82
27682095	1/12/1900	160	8953.84	0501X2031	501	2031	S	TGENL	20.6%	\$	1,847.18	\$	10,801.02
27952910	1/15/1900	160	6130.76	0501X2032	501	2032	S	THQSS	20.6%	\$	1,264.78	\$	7,395.54
28055812	1/12/1900	160	7546.16	0501X2031	501	2031	S	THRES	20.6%	\$	1,556.77	\$	9,102.93
29851805	1/12/1900	151.15	2841.62	0501X2031	501	2031	H	TFINC	38.4%	\$	1,091.18	\$	3,932.80
30384010	1/12/1900	160	12246.16	0501X2031	501	2031	S	TTSVC	20.6%	\$	2,526.38	\$	14,772.54
32046476	1/12/1900	160	11107.7	0501X2031	501	2031	S	TTSVC	20.6%	\$	2,291.52	\$	13,399.22
32370249	1/12/1900	160	7646.16	0501X2031	501	2031	S	TFINC	20.6%	\$	1,577.40	\$	9,223.56
32464810	1/12/1900	160	6630.76	0501X2031	501	2031	S	TTSVC	20.6%	\$	1,367.93	\$	7,998.69
32465940	1/15/1900	160	9469.24	0501X2032	501	2032	S	THQSS	20.6%	\$	1,953.50	\$	11,422.74
32477960	1/15/1900	160	10061.54	0501X2032	501	2032	S	TDSTB	20.6%	\$	2,075.70	\$	12,137.24
32608390	1/12/1900	120	5953.86	0501X2031	501	2031	S	TPDEV	20.6%	\$	1,228.28	\$	7,182.14

May Payroll Data by PMN/EID

32609190	1/12/1900	160	10523.08	0501X2031	501	2031	S	TTSVC	20.6%	\$	2,170.91	\$	12,693.99
32689846	1/15/1900	160	7646.16	0501X2032	501	2032	S	TPDEV	20.6%	\$	1,577.40	\$	9,223.56
32902231	1/12/1900	160	12030.76	0501X2031	501	2031	S	TTSVC	20.6%	\$	2,481.95	\$	14,512.71
33103706	1/12/1900	160	11130.76	0501X2031	501	2031	S	TTSVC	20.6%	\$	2,296.28	\$	13,427.04
34856187	1/12/1900	160	10846.16	0501X2031	501	2031	S	TTSVC	20.6%	\$	2,237.56	\$	13,083.72
35531383	1/12/1900	160	9346.16	0501X2031	501	2031	S	TTSVC	20.6%	\$	1,928.11	\$	11,274.27
35540228	1/12/1900	160	12346.16	0501X2031	501	2031	S	TTSVC	20.6%	\$	2,547.01	\$	14,893.17
35780196	1/15/1900	160	6661.54	0501X2032	501	2032	S	THQSS	20.6%	\$	1,374.28	\$	8,035.82
35844281	1/12/1900	160	5384.62	0501X2031	501	2031	S	TFINC	20.6%	\$	1,110.85	\$	6,495.47
37502143	1/15/1900	160	7684.62	0501X2032	501	2032	S	THQSS	20.6%	\$	1,585.34	\$	9,269.96
38829099	1/12/1900	160	11646.16	0501X2031	501	2031	S	THRES	20.6%	\$	2,402.60	\$	14,048.76
39064811	1/12/1900	28	640.36	0501X2031	501	2031	H	TFSVC	38.4%	\$	245.90	\$	886.26
39516810	1/15/1900	160	11176.92	0501X2032	501	2032	S	TGENL	20.6%	\$	2,305.80	\$	13,482.72
45111382	1/12/1900	160	6323.08	0501X2031	501	2031	S	TFINC	20.6%	\$	1,304.45	\$	7,627.53
46076006	1/15/1900	160	7923.08	0501X2032	501	2032	S	TPDEV	20.6%	\$	1,634.53	\$	9,557.61
46589701	1/12/1900	120	6421.17	0501X2031	501	2031	S	TPDEV	20.6%	\$	1,324.69	\$	7,745.86
47665377	1/12/1900	160	6876.92	0501X2031	501	2031	S	TTSVC	20.6%	\$	1,418.71	\$	8,295.63
47763099	1/12/1900	119.5	2743.73	0501X2031	501	2031	H	THRES	38.4%	\$	1,053.59	\$	3,797.32
47769146	1/12/1900	160	7446.16	0501X2031	501	2031	S	TFINC	20.6%	\$	1,536.14	\$	8,982.30
47775739	1/12/1900	160	7084.62	0501X2031	501	2031	S	TTSVC	20.6%	\$	1,461.56	\$	8,546.18
47898804	1/12/1900	160	10584.62	0501X2031	501	2031	S	TTSVC	20.6%	\$	2,183.61	\$	12,768.23
47950662	1/12/1900	160	9130.76	0501X2031	501	2031	S	TTSVC	20.6%	\$	1,883.68	\$	11,014.44
48263388	1/12/1900	160	4623.08	0501X2031	501	2031	S	TFINC	20.6%	\$	953.74	\$	5,576.82
48266787	1/15/1900	160	8253.84	0501X2032	501	2032	S	TGTCM	20.6%	\$	1,702.77	\$	9,956.61
48409783	1/12/1900	120	6178.85	0501X2031	501	2031	S	TTSVC	20.6%	\$	1,274.70	\$	7,453.55
48413603	1/12/1900	160	6115.38	0501X2031	501	2031	S	TFINC	20.6%	\$	1,261.60	\$	7,376.98
48427256	1/12/1900	160	5323.08	0501X2031	501	2031	S	TFINC	20.6%	\$	1,098.15	\$	6,421.23
48791925	1/12/1900	160	7523.08	0501X2031	501	2031	S	TTSVC	20.6%	\$	1,552.01	\$	9,075.09
50199298	1/12/1900	160	10946.16	0501X2031	501	2031	S	TTSVC	20.6%	\$	2,258.19	\$	13,204.35
50226430	1/12/1900	160	11230.76	0501X2031	501	2031	S	TTSVC	20.6%	\$	2,316.91	\$	13,547.67
50307297	1/12/1900	160	4815.38	0501X2031	501	2031	S	TFSVC	20.6%	\$	993.41	\$	5,808.79
50665488	1/12/1900	22.71	504.85	0501X2031	501	2031	H	TFINC	38.4%	\$	193.86	\$	698.71
50718006	1/12/1900	160	5030.76	0501X2031	501	2031	S	THRES	20.6%	\$	1,037.85	\$	6,068.61
51352284	1/12/1900	23.63	499.3	0501X2031	501	2031	H	TFSVC	38.4%	\$	191.73	\$	691.03
51546836	1/12/1900	40	1678.85	0501X2031	501	2031	S	TFINC	20.6%	\$	346.35	\$	2,025.20

May Payroll Data by PMN/EID

51596880	1/5/1900	160	6246.16	9304X2029	9304	2029	S	TDSTB	20.6%	\$	1,288.58	\$	7,534.74
51621670	1/12/1900	160	9338.46	0501X2031	501	2031	S	TFINC	20.6%	\$	1,926.52	\$	11,264.98
51909877	1/15/1900	160	7730.76	0501X2032	501	2032	S	THQSS	20.6%	\$	1,594.86	\$	9,325.62
51929768	1/5/1900	160	5469.24	9304X2029	9304	2029	S	TDSTB	20.6%	\$	1,128.30	\$	6,597.54
52488871	1/12/1900	120	7621.16	0501X2031	501	2031	S	TTSVC	20.6%	\$	1,572.25	\$	9,193.41
52660412	1/15/1900	160	8169.24	0501X2032	501	2032	S	TSFTL	20.6%	\$	1,685.31	\$	9,854.55
54216544	1/12/1900	120	9525	0501X2031	501	2031	S	TTSVC	20.6%	\$	1,965.01	\$	11,490.01
54530845	1/12/1900	120	5232.69	0501X2031	501	2031	S	TTSVC	20.6%	\$	1,079.50	\$	6,312.19
54711965	1/12/1900	160	4476.92	0501X2031	501	2031	S	TTSVC	20.6%	\$	923.59	\$	5,400.51
54956578	1/12/1900	160	13615.38	0501X2031	501	2031	S	TTSVC	20.6%	\$	2,808.85	\$	16,424.23
55231617	1/12/1900	80	5038.46	0501X2031	501	2031	S	TTSVC	20.6%	\$	1,039.43	\$	6,077.89
55729313	1/15/1900	80	4153.85	0501X2032	501	2032	S	TSTIN	20.6%	\$	856.94	\$	5,010.79
55865646	1/12/1900	160	7246.16	0501X2031	501	2031	S	TTSVC	20.6%	\$	1,494.88	\$	8,741.04
55871479	1/12/1900	160	6000	0501X2031	501	2031	S	TTSVC	20.6%	\$	1,237.80	\$	7,237.80
56250095	1/12/1900	160	10430.76	0501X2031	501	2031	S	TTSVC	20.6%	\$	2,151.87	\$	12,582.63
56680796	1/12/1900	160	6000	0501X2031	501	2031	S	THRES	20.6%	\$	1,237.80	\$	7,237.80
58002163	1/12/1900	160	4238.46	0501X2031	501	2031	S	TFSVC	20.6%	\$	874.39	\$	5,112.85
58017369	1/12/1900	160	9638.46	0501X2031	501	2031	S	TTSVC	20.6%	\$	1,988.41	\$	11,626.87
58071051	1/15/1900	160	5861.54	0501X2032	501	2032	S	TPDEV	20.6%	\$	1,209.24	\$	7,070.78
58149808	1/13/1900	160	5500	0501X2055	501	2055	S	TSRCS	20.6%	\$	1,134.65	\$	6,634.65
58170127	1/12/1900	160	5400	0501X2031	501	2031	S	TFINC	20.6%	\$	1,114.02	\$	6,514.02
58314204	1/12/1900	160	3969.24	0501X2031	501	2031	S	TFINC	20.6%	\$	818.85	\$	4,788.09
58513391	1/12/1900	160	7184.62	0501X2031	501	2031	S	TTSVC	20.6%	\$	1,482.19	\$	8,666.81
58597154	1/12/1900	160	12676.92	0501X2031	501	2031	S	TTSVC	20.6%	\$	2,615.25	\$	15,292.17
58714585	1/12/1900	160	5838.46	0501X2031	501	2031	S	TFINC	20.6%	\$	1,204.47	\$	7,042.93
58944802	1/12/1900	160	7430.76	0501X2031	501	2031	S	TTSVC	20.6%	\$	1,532.97	\$	8,963.73
59090266	1/12/1900	160	4292.3	0501X2031	501	2031	S	TFINC	20.6%	\$	885.50	\$	5,177.80
59720524	1/12/1900	160	6676.92	0501X2031	501	2031	S	TFINC	20.6%	\$	1,377.45	\$	8,054.37
59804567	1/12/1900	160	10892.3	0501X2031	501	2031	S	TTSVC	20.6%	\$	2,247.08	\$	13,139.38
59810895	1/12/1900	160	8330.76	0501X2031	501	2031	S	THRES	20.6%	\$	1,718.64	\$	10,049.40
59886531	1/12/1900	160	9653.84	0501X2031	501	2031	S	TTSVC	20.6%	\$	1,991.59	\$	11,645.43
59900399	1/12/1900	160	8276.92	0501X2031	501	2031	S	TTSVC	20.6%	\$	1,707.53	\$	9,984.45
59945501	1/12/1900	160	4669.24	0501X2031	501	2031	S	TTSVC	20.6%	\$	963.26	\$	5,632.50
59946483	1/12/1900	160	4200	0501X2031	501	2031	S	TFINC	20.6%	\$	866.46	\$	5,066.46
60023793	1/12/1900	160	4976.92	0501X2031	501	2031	S	TFINC	20.6%	\$	1,026.74	\$	6,003.66

May Payroll Data by PMN/EID

60099512	1/12/1900	160	9600	0501X2031	501	2031	S	TTSVC	20.6%	\$	1,980.48	\$	11,580.48
60183753	1/15/1900	160	6161.54	0501X2032	501	2032	S	THQSS	20.6%	\$	1,271.13	\$	7,432.67
60199858	1/12/1900	160	5361.54	0501X2031	501	2031	S	TTSVC	20.6%	\$	1,106.09	\$	6,467.63
60201936	1/12/1900	160	4307.7	0501X2031	501	2031	S	TFSVC	20.6%	\$	888.68	\$	5,196.38
60228988	1/12/1900	160	9523.08	0501X2031	501	2031	S	TTSVC	20.6%	\$	1,964.61	\$	11,487.69
60253614	1/12/1900	160	10669.24	0501X2031	501	2031	S	TTSVC	20.6%	\$	2,201.06	\$	12,870.30
60314416	1/12/1900	160	9115.38	0501X2031	501	2031	S	TTSVC	20.6%	\$	1,880.50	\$	10,995.88
60362175	1/12/1900	160	8823.08	0501X2031	501	2031	S	TTSVC	20.6%	\$	1,820.20	\$	10,643.28
60392701	1/12/1900	80	5596.15	0501X2031	501	2031	S	TTSVC	20.6%	\$	1,154.49	\$	6,750.64
60563244	1/12/1900	160	8330.76	0501X2031	501	2031	S	TTSVC	20.6%	\$	1,718.64	\$	10,049.40
60669199	1/12/1900	160	5992.3	0501X2031	501	2031	S	TTSVC	20.6%	\$	1,236.21	\$	7,228.51
60687365	1/12/1900	120	5763.47	0501X2031	501	2031	S	TTSVC	20.6%	\$	1,189.00	\$	6,952.47
60739752	1/12/1900	160	7415.38	0501X2031	501	2031	S	TTSVC	20.6%	\$	1,529.79	\$	8,945.17
60771441	1/12/1900	119.9	3179.75	0501X2031	501	2031	H	TTSVC	38.4%	\$	1,221.02	\$	4,400.77
60790318	1/12/1900	120	3069.23	0501X2031	501	2031	S	TFSVC	20.6%	\$	633.18	\$	3,702.41
61097424	1/12/1900	160	8507.7	0501X2031	501	2031	S	TTSVC	20.6%	\$	1,755.14	\$	10,262.84
61512182	1/12/1900	160	8000	0501X2031	501	2031	S	TTSVC	20.6%	\$	1,650.40	\$	9,650.40
61680351	1/12/1900	160	8207.7	0501X2031	501	2031	S	TTSVC	20.6%	\$	1,693.25	\$	9,900.95
61752838	1/12/1900	160	4753.84	0501X2031	501	2031	S	TFINC	20.6%	\$	980.72	\$	5,734.56
61813895	1/12/1900	142.05	3264.31	0501X2031	501	2031	H	TFINC	38.4%	\$	1,253.50	\$	4,517.81
61918470	1/12/1900	160	5623.08	0501X2031	501	2031	S	TFINC	20.6%	\$	1,160.04	\$	6,783.12
62007232	1/12/1900	160	4638.46	0501X2031	501	2031	S	TFSVC	20.6%	\$	956.91	\$	5,595.37
62018965	1/12/1900	160	5123.08	0501X2031	501	2031	S	TFINC	20.6%	\$	1,056.89	\$	6,179.97
62033824	1/12/1900	160	3846.16	0501X2031	501	2031	S	TFSVC	20.6%	\$	793.46	\$	4,639.62
62053194	1/12/1900	160	5492.3	0501X2031	501	2031	S	TLEGL	20.6%	\$	1,133.06	\$	6,625.36
62120993	1/12/1900	160	4592.3	0501X2031	501	2031	S	TFSVC	20.6%	\$	947.39	\$	5,539.69
62538467	1/12/1900	80	2800	0501X2031	501	2031	S	THRES	20.6%	\$	577.64	\$	3,377.64
62706262	1/12/1900	160	7000	0501X2031	501	2031	S	TTSVC	20.6%	\$	1,444.10	\$	8,444.10
62764360	1/12/1900	160	6384.62	0501X2031	501	2031	S	THRES	20.6%	\$	1,317.15	\$	7,701.77
62764378	1/12/1900	160	7615.38	0501X2031	501	2031	S	TTSVC	20.6%	\$	1,571.05	\$	9,186.43
64186109	1/12/1900	160	6392.3	0501X2031	501	2031	S	TTSVC	20.6%	\$	1,318.73	\$	7,711.03
64784184	1/12/1900	160	7184.62	0501X2031	501	2031	S	TTSVC	20.6%	\$	1,482.19	\$	8,666.81
65073181	1/12/1900	160	10876.92	0501X2031	501	2031	S	TTSVC	20.6%	\$	2,243.91	\$	13,120.83
65176208	1/12/1900	160	7769.24	0501X2031	501	2031	S	TTSVC	20.6%	\$	1,602.79	\$	9,372.03
66033267	1/12/1900	240	12115.38	0501X2031	501	2031	S	TTSVC	20.6%	\$	2,499.40	\$	14,614.78

NOTE: Pivot summary of this data, similar to April and prior months, was not provided since wave 1 is no longer applicable.

May Payroll Data by PMN/EID

66163783	1/12/1900	160	5538.46	0501X2031	501	2031	S	TTSVC	20.6%	\$ 1,142.58	\$ 6,681.04	
											<b><u>\$ 1,490,805.31</u></b>	<b>1</b>



Target Corp.  
 Financial Reporting  
 Cross Charge Line Items (Expats and Other)  
 Month Ended 5/2/2015

						FR Formatted	
Cost Center	Company code	G/L Account Description	G/L Account	MTD Actual	SAP Account Group (ARR)	Reporting Category	Debit/Credit Amount
93627100	1114	RELOCATION EXPENSE	7110110	1,184,557.60	Relocation	Expats Relo	1,184,557.60
93627100	1114	POSTAGE	7062180	104.53	Services Purchased	Other	104.53
93627800	1113	SEMINARS/CONFERENCES	7080110	1,913.42	Prof. Dev.	Other	1,913.42
93627200	1114	PROFDUES/MEMBER/SUBS	7080130	125.45	Prof. Dev.	Other	125.45
93627200	1114	TM MEALS/ENTERTAINMT	7120110	155.68	T&E	Other	155.68
93627800	1113	TM MEALS/ENTERTAINMT	7120110	48.16	T&E	Other	48.16
93627100	1114	OTH MEALS/ENTERTAIN	7120120	808.46	T&E	Other	808.46
93627100	1114	AIRFARE	7120130	3,568.21	T&E	Other	3,568.21
93627200	1114	AIRFARE	7120130	(626.98)	T&E	Other	(626.98)
93627100	1114	TRAVEL EXPENSES	7120140	40,753.77	T&E	Other	40,753.77
93641000	1081	TRAVEL EXPENSES	7120140	440.01	T&E	Other	440.01
93627100	1114	MILE/PARK REIMB EXP	7120150	3,552.84	T&E	Other	3,552.84
93627200	1114	MILE/PARK REIMB EXP	7120150	27.35	T&E	Other	27.35
93627800	1113	MILE/PARK REIMB EXP	7120150	26.50	T&E	Other	26.50
93627100	1114	CAR RENTAL	7120160	2,735.14	T&E	Other	2,735.14
93627100	1114	FOREIGN AIRFARE	7120170	2,205.50	T&E	Other	2,205.50
93627100	1114	FOREIGN TRAVEL EXP	7120180	1,828.79	T&E	Other	1,828.79
93627200	1114	FOREIGN TRAVEL EXP	7120180	17.05	T&E	Other	17.05
93627100	1114	FOREIGN HOUSING	7120220	126,129.06	T&E	Other	126,129.06
93627100	1114	DATA NETWORK EXPENSE	7140110	19.90	Communications	Other	19.90
93627200	1114	CELL PHONE EXPENSE	7140140	2,800.50	Communications	Other	2,800.50
93627600	1073	CELL PHONE EXPENSE	7140140	137.71	Communications	Other	137.71
93627800	1113	CELL PHONE EXPENSE	7140140	3,549.99	Communications	Other	3,549.99
93627900	1115	CELL PHONE EXPENSE	7140140	621.85	Communications	Other	621.85
93627200	1114	TELECOM MAINTENANCE	7140150	63.29	Communications	Other	63.29
93627100	1114	CNTRL INTRA/C CHRGE	7210135	2.13	Intracompany	Other	2.13
93627200	1114	CNTRL INTRA/C CHRGE	7210135	4.72	Intracompany	Other	4.72
93204000	1114	OTHER PROF SERV	7070220	5,625.00	Prof. Serv.	Other	5,625.00
93204000	1114	FOREIGN AIRFARE	7120170	932.28	T&E	Other	932.28
93204000	1114	CELL PHONE EXPENSE	7140140	93.86	Communications	Other	93.86
93207000	1113	LEGAL SERVICES	7070110	2,298.62	Prof. Serv.	Other	2,298.62
93203000	1114	OTHER PROF SERV	7070220	4,350.00	Prof. Serv.	Other	4,350.00
93203000	1114	OTH MEALS/ENTERTAIN	7120120	57.25	T&E	Other	57.25
93203000	1114	AIRFARE	7120130	1,110.25	T&E	Other	1,110.25
93203000	1114	TRAVEL EXPENSES	7120140	160.68	T&E	Other	160.68
93203000	1114	CAR RENTAL	7120160	8,377.47	T&E	Other	8,377.47
93203000	1114	FOREIGN AIRFARE	7120170	2,568.21	T&E	Other	2,568.21
93203000	1114	FOREIGN TRAVEL EXP	7120180	1,681.57	T&E	Other	1,681.57
93203000	1114	CELL PHONE EXPENSE	7140140	1,759.54	Communications	Other	1,759.54
93201000	1115	OFFICE SUPPLIES	7040110	70.88	Supplies	Other	70.88
93201000	1115	OTHER PROF SERV	7070220	1,720.00	Prof. Serv.	Other	1,720.00
93205000	1114	LEGAL SERVICES	7070110	700.18	Prof. Serv.	Other	700.18
93205000	1114	OTHER PROF SERV	7070220	750.00	Prof. Serv.	Other	750.00
82110178	1149	BANK SERVICE CHARGES	7063110	100.39	Services Purchased	Other	100.39
82110180	1151	BANK SERVICE CHARGES	7063110	241.47	Services Purchased	Other	241.47
82110178	1149	CONSULTANT SERVICES	7070150	1,342.34	Prof. Serv.	Other	1,342.34
82110180	1151	CONSULTANT SERVICES	7070150	16,413.41	Prof. Serv.	Other	16,413.41
93214000	1114	AIRFARE	7120130	33,280.00	T&E	Other	33,280.00
82110077	1131	BANK SERVICE CHARGES	7063110	195.00	Services Purchased	Other	195.00

Reporting Category	Other
--------------------	-------

Row Labels	Sum of Debit/Credit Amount
------------	----------------------------

AIRFARE	41,030.50	Travel
BANK SERVICE CHARGES	583.53	Office & Other
CAR RENTAL	11,112.61	Travel
CELL PHONE EXPENSE	10,610.02	Cell Phone
CNTRL INTRA/C CHRGE	6.85	Office & Other
CONSULTANT SERVICES	21,544.48	Services Purch
DATA NETWORK EXPENSE	118.34	Office & Other
FOREIGN AIRFARE	5,727.08	Travel
FOREIGN HOUSING	126,129.06	Travel
FOREIGN MEALS/ENTERT	69.39	Travel
FOREIGN TRAVEL EXP	5,055.63	Travel
FX REALIZED G L	(35.24)	Office & Other
FX UNREALIZED G L	432.02	Office & Other
LEGAL SERVICES	4,642.69	Services Purch
MILE/PARK REIMB EXP	3,837.33	Travel
OFFICE SUPPLIES	70.88	Office & Other
OPERATING SUPPLIES	37.30	Office & Other
OTH MEALS/ENTERTAIN	912.38	Office & Other
OTHER PROF SERV	25,959.00	Services Purch
OTHER SERV PURCH	699.54	Services Purch
POSTAGE	476.47	Office & Other
PROFDUES/MEMBER/SUBS	125.45	Office & Other
SEMINARS/CONFERENCES	1,913.42	Office & Other
TELECOM EXP	184.21	Office & Other
TELECOM MAINTENANCE	63.29	Office & Other
TM MEALS/ENTERTAINMT	312.40	Office & Other
TRAVEL EXPENSES	43,399.26	Travel
<b>Grand Total</b>	<b>305,017.89</b>	

Travel	236,360.86	8
Cell Phone	10,610.02	9
Services Purch	52,845.71	10
Office & Other	5,201.30	11
	<b>305,017.89</b>	

Target Corp.  
Financial Reporting  
Cross Charge Line Items (Expats and Other)  
Month Ended 5/2/2015

93218000	1129 BANK SERVICE CHARGES	7063110	46.67	Services Purchased	Other	46.67
93218000	1129 CONSULTANT SERVICES	7070150	3,788.73	Prof. Serv.	Other	3,788.73
93416000	1001 OPERATING SUPPLIES	7040220	37.30	Supplies	Other	37.30
93202000	1114 POSTAGE	7062180	371.94	Services Purchased	Other	371.94
93416000	1001 LEGAL SERVICES	7070110	1,643.89	Prof. Serv.	Other	1,643.89
93202000	1114 OTHER PROF SERV	7070220	7,550.00	Prof. Serv.	Other	7,550.00
93416000	1001 OTHER PROF SERV	7070220	350.00	Prof. Serv.	Other	350.00
93202000	1114 TM MEALS/ENTERTAINMT	7120110	108.56	T&E	Other	108.56
93202000	1114 AIRFARE	7120130	150.00	T&E	Other	150.00
93416000	1001 AIRFARE	7120130	255.20	T&E	Other	255.20
93202000	1114 CELL PHONE EXPENSE	7140140	315.31	Communications	Other	315.31
93416000	1001 CELL PHONE EXPENSE	7140140	156.56	Communications	Other	156.56
93209000	1113 OTHER PROF SERV	7070220	975.00	Prof. Serv.	Other	975.00
93209000	1113 AIRFARE	7120130	1,309.03	T&E	Other	1,309.03
93209000	1113 TRAVEL EXPENSES	7120140	73.00	T&E	Other	73.00
93209000	1113 FOREIGN AIRFARE	7120170	21.09	T&E	Other	21.09
93209000	1113 FOREIGN TRAVEL EXP	7120180	1,004.35	T&E	Other	1,004.35
93209000	1113 CELL PHONE EXPENSE	7140140	338.97	Communications	Other	338.97
93252000	1114 OTHER PROF SERV	7070220	1,350.00	Prof. Serv.	Other	1,350.00
93523000	1114 OTHER PROF SERV	7070220	700.00	Prof. Serv.	Other	700.00
93252000	1114 OTH MEALS/ENTERTAIN	7120120	3.50	T&E	Other	3.50
93252000	1114 AIRFARE	7120130	364.50	T&E	Other	364.50
93252000	1114 TRAVEL EXPENSES	7120140	368.59	T&E	Other	368.59
93252000	1114 CELL PHONE EXPENSE	7140140	137.20	Communications	Other	137.20
93208000	1113 CELL PHONE EXPENSE	7140140	534.43	Communications	Other	534.43
93499000	1113 CELL PHONE EXPENSE	7140140	164.10	Communications	Other	164.10
93208000	1113 OTHER PROF SERV	7070220	675.00	Prof. Serv.	Other	675.00
93208000	1113 AIRFARE	7120130	1,372.56	T&E	Other	1,372.56
93260000	1113 OTHER SERVC PURCH	7062420	699.54	Services Purchased	Other	699.54
91300500	1072 OTHER PROF SERV	7070220	114.00	Prof. Serv.	Other	114.00
91300500	1072 TRAVEL EXPENSES	7120140	1,904.31	T&E	Other	1,904.31
91300500	1072 FX UNREALIZED G L	7192250	310.04	Other Income and Expense	Other	310.04
91300300	1072 FX REALIZED G L	7192240	(24.46)	Other Income and Expense	Other	(24.46)
91100500	1072 FX UNREALIZED G L	7192250	4.31	Other Income and Expense	Other	4.31
91306200	1072 FX UNREALIZED G L	7192250	21.93	Other Income and Expense	Other	21.93
91106300	1072 OTH MEALS/ENTERTAIN	7120120	43.17	T&E	Other	43.17
91106300	1072 TELECOM EXP	7140170	15.35	Communications	Other	15.35
91106300	1072 FX REALIZED G L	7192240	0.03	Other Income and Expense	Other	0.03
91111400	1072 TRAVEL EXPENSES	7120140	(349.52)	T&E	Other	(349.52)
91111400	1072 FX REALIZED G L	7192240	0.13	Other Income and Expense	Other	0.13
91111400	1072 FX UNREALIZED G L	7192250	1.55	Other Income and Expense	Other	1.55
91311100	1072 TRAVEL EXPENSES	7120140	48.42	T&E	Other	48.42
91311100	1072 DATA NETWORK EXPENSE	7140110	22.16	Communications	Other	22.16
91311100	1072 TELECOM EXP	7140170	15.35	Communications	Other	15.35
91311100	1072 FX REALIZED G L	7192240	0.11	Other Income and Expense	Other	0.11
91118110	1072 DATA NETWORK EXPENSE	7140110	54.12	Communications	Other	54.12
91118110	1072 FX REALIZED G L	7192240	1.03	Other Income and Expense	Other	1.03
91306100	1072 DATA NETWORK EXPENSE	7140110	22.16	Communications	Other	22.16
91306100	1072 TELECOM EXP	7140170	153.51	Communications	Other	153.51
91306100	1072 FX REALIZED G L	7192240	(12.08)	Other Income and Expense	Other	(12.08)
91306100	1072 FX UNREALIZED G L	7192250	94.19	Other Income and Expense	Other	94.19
91306100	1072 OTHER PROF SERV	7070220	450.00	Prof. Serv.	Other	450.00
99346600	1072 OTHER PROF SERV	7070220	1,350.00	Prof. Serv.	Other	1,350.00
99346600	1072 AIRFARE	7120130	247.73	T&E	Other	247.73
99346600	1072 MILE/PARK REIMB EXP	7120150	230.64	T&E	Other	230.64

Target Corp.  
Financial Reporting  
Cross Charge Line Items (Expats and Other)  
Month Ended 5/2/2015

99346600	1072 FOREIGN TRAVEL EXP	7120180	523.87	T&E	Other	523.87	
99346600	1072 FOREIGN MEALS/ENTERT	7120190	69.39	T&E	Other	69.39	305,017.89
						1,489,575.49	1,489,575.49

Target Corp.  
 Financial Reporting  
 Disc Ops Expense GL Line Items (Shared Services Expats Expenses Only)  
 Month Ended 5/2/2015

GL Accounts Line Items

G/L Account	Acct Name	Company code	Co Code	Item Text	Debit/Credit Amount		Debit/Credit Amount
					Debit/Credit Amount	Reporting Category	Debit/Credit Amount
9030100	DISC OPS	1114	Target Enterprise, Inc.	Payroll/Expat OSR Tax Pymt	\$-279,423.08	Expat Taxes	-279,423.08
9030100	DISC OPS	1114	Target Enterprise, Inc.	Payroll/Expat OSR Tax Pymt	\$208,669.00	Expat Taxes	208,669.00
9030100	DISC OPS	1114	Target Enterprise, Inc.	#	\$352.78	Expat Taxes	352.78
9030100	DISC OPS	1114	Target Enterprise, Inc.	#	\$2,747.63	Expat Taxes	2,747.63
9030100	DISC OPS	1114	Target Enterprise, Inc.	#	\$9,394.85	Expat Taxes	9,394.85
9030100	DISC OPS	1114	Target Enterprise, Inc.	#	\$268,991.38	Expat Taxes	268,991.38
9030100	DISC OPS	1114	Target Enterprise, Inc.	#	\$2,451.78	Expat Taxes	2,451.78
9030100	DISC OPS	1114	Target Enterprise, Inc.	#	\$3,750.69	Expat Taxes	3,750.69
9030100	DISC OPS	1114	Target Enterprise, Inc.	#	\$2,043.15	Expat Taxes	2,043.15
9030100	DISC OPS	1114	Target Enterprise, Inc.	#	\$2,021.67	Expat Taxes	2,021.67
9030100	DISC OPS	1114	Target Enterprise, Inc.	#	\$1,692.97	Expat Taxes	1,692.97
9030100	DISC OPS	1114	Target Enterprise, Inc.	#	\$1,307.62	Expat Taxes	1,307.62
9030100	DISC OPS	1114	Target Enterprise, Inc.	#	\$1,225.89	Expat Taxes	1,225.89
9030100	DISC OPS	1114	Target Enterprise, Inc.	#	\$898.99	Expat Taxes	898.99
9030100	DISC OPS	1114	Target Enterprise, Inc.	#	\$12,323.99	Expat Taxes	12,323.99
9030100	DISC OPS	1114	Target Enterprise, Inc.	#	\$4,494.93	Expat Taxes	4,494.93
9030100	DISC OPS	1114	Target Enterprise, Inc.	#	\$27,786.86	Expat Taxes	27,786.86
9030100	DISC OPS	1114	Target Enterprise, Inc.	#	\$51,588.97	Expat Taxes	51,588.97
9030100	DISC OPS	1114	Target Enterprise, Inc.	#	\$23,745.31	Expat Taxes	23,745.31
9030100	DISC OPS	1114	Target Enterprise, Inc.	#	\$20,469.05	Expat Taxes	20,469.05
9030100	DISC OPS	1114	Target Enterprise, Inc.	#	\$12,258.91	Expat Taxes	12,258.91
9030100	DISC OPS	1114	Target Enterprise, Inc.	#	\$11,267.37	Expat Taxes	11,267.37
9030100	DISC OPS	1114	Target Enterprise, Inc.	#	\$10,624.39	Expat Taxes	10,624.39
9030100	DISC OPS	1114	Target Enterprise, Inc.	#	\$7,763.98	Expat Taxes	7,763.98
9030100	DISC OPS	1114	Target Enterprise, Inc.	#	\$7,355.34	Expat Taxes	7,355.34
9030100	DISC OPS	1114	Target Enterprise, Inc.	#	\$6,946.71	Expat Taxes	6,946.71
9030100	DISC OPS	1114	Target Enterprise, Inc.	#	\$6,946.71	Expat Taxes	6,946.71
9030100	DISC OPS	1114	Target Enterprise, Inc.	#	\$5,720.82	Expat Taxes	5,720.82
9030100	DISC OPS	1114	Target Enterprise, Inc.	#	\$5,440.57	Expat Taxes	5,440.57
9030100	DISC OPS	1114	Target Enterprise, Inc.	#	\$5,312.19	Expat Taxes	5,312.19
9030100	DISC OPS	1114	Target Enterprise, Inc.	#	\$7,763.98	Expat Taxes	7,763.98
9030100	DISC OPS	1114	Target Enterprise, Inc.	#	\$1,797.97	Expat Taxes	1,797.97
9030100	DISC OPS	1114	Target Enterprise, Inc.	#	\$7,763.98	Expat Taxes	7,763.98
9030100	DISC OPS	1114	Target Enterprise, Inc.	#	\$1,775.59	Expat Taxes	1,775.59
9030100	DISC OPS	1114	Target Enterprise, Inc.	#	\$1,625.31	Expat Taxes	1,625.31
9030100	DISC OPS	1114	Target Enterprise, Inc.	#	\$1,307.62	Expat Taxes	1,307.62
9030100	DISC OPS	1114	Target Enterprise, Inc.	#	\$1,072.28	Expat Taxes	1,072.28
9030100	DISC OPS	1114	Target Enterprise, Inc.	#	\$590.02	Expat Taxes	590.02
9030100	DISC OPS	1114	Target Enterprise, Inc.	#	\$286.04	Expat Taxes	286.04
9030100	DISC OPS	1114	Target Enterprise, Inc.	#	\$408.63	Expat Taxes	408.63
9030100	DISC OPS	1114	Target Enterprise, Inc.	#	\$408.63	Expat Taxes	408.63
9030100	DISC OPS	1114	Target Enterprise, Inc.	#	\$572.08	Expat Taxes	572.08
9030100	DISC OPS	1114	Target Enterprise, Inc.	#	\$817.26	Expat Taxes	817.26
9030100	DISC OPS	1114	Target Enterprise, Inc.	#	\$817.26	Expat Taxes	817.26
9030100	DISC OPS	1114	Target Enterprise, Inc.	#	\$73.55	Expat Taxes	73.55
9030100	DISC OPS	1114	Target Enterprise, Inc.	#	\$531.22	Expat Taxes	531.22
9030100	DISC OPS	1114	Target Enterprise, Inc.	#	\$572.08	Expat Taxes	572.08
9030100	DISC OPS	1114	Target Enterprise, Inc.	#	\$653.81	Expat Taxes	653.81
9030100	DISC OPS	1114	Target Enterprise, Inc.	#	\$817.26	Expat Taxes	817.26
9030100	DISC OPS	1114	Target Enterprise, Inc.	#	\$61,294.54	Expat Taxes	61,294.54
9030100	DISC OPS	1114	Target Enterprise, Inc.	#	\$61,774.15	Expat Taxes	61,774.15
9030100	DISC OPS	1114	Target Enterprise, Inc.	#	\$367.60	Expat Taxes	367.60
9030100	DISC OPS	1114	Target Enterprise, Inc.	#	\$7,086.38	Expat Taxes	7,086.38
9030100	DISC OPS	1114	Target Enterprise, Inc.	#	\$198,351.89	Expat Taxes	198,351.89
9030100	DISC OPS	1114	Target Enterprise, Inc.	#	\$2,863.13	Expat Taxes	2,863.13
9030100	DISC OPS	1114	Target Enterprise, Inc.	#	\$117.50	Expat Taxes	117.50
9030100	DISC OPS	1114	Target Enterprise, Inc.	#	\$3.05	Expat Taxes	3.05
9030100	DISC OPS	1114	Target Enterprise, Inc.	#	\$-7,763.98	Expat Taxes	-7,763.98
9030100	DISC OPS	1114	Target Enterprise, Inc.	#	\$-61,294.54	Expat Taxes	-61,294.54
9030100	DISC OPS	1114	Target Enterprise, Inc.	Payroll/Expat Salary reclass	\$25,864.06	Expat Salary	25,864.06
9030100	DISC OPS	1114	Target Enterprise, Inc.	Payroll/Expat Salary reclass	\$-25,864.06	Expat Salary	-25,864.06
9030100	DISC OPS	1114	Target Enterprise, Inc.	EXPAT TRAVEL/Apr/HTL/Brutosky,Steven	\$423.49	Expat Travel/Relo	423.49
9030100	DISC OPS	1114	Target Enterprise, Inc.	EXPAT TRAVEL/Apr/BTA/ARANGO,OSCAR	\$184.53	Expat Travel/Relo	184.53
9030100	DISC OPS	1114	Target Enterprise, Inc.	EXPAT TRAVEL/Apr/BTA/DICKERSON,MARC	\$772.18	Expat Travel/Relo	772.18
9030100	DISC OPS	1114	Target Enterprise, Inc.	EXPAT TRAVEL/Apr/BTA/GEHL,STACIE	\$1,066.64	Expat Travel/Relo	1,066.64
9030100	DISC OPS	1114	Target Enterprise, Inc.	EXPAT TRAVEL/Apr/BTA/GEHL,TYLER	\$1,062.35	Expat Travel/Relo	1,062.35
9030100	DISC OPS	1114	Target Enterprise, Inc.	EXPAT TRAVEL/Apr/BTA/HENNESSY,BRIDGET	\$693.88	Expat Travel/Relo	693.88
9030100	DISC OPS	1114	Target Enterprise, Inc.	EXPAT TRAVEL/Apr/BTA/HENNESSY,MARY	\$693.88	Expat Travel/Relo	693.88
9030100	DISC OPS	1114	Target Enterprise, Inc.	EXPAT TRAVEL/Apr/BTA/HENNESSY,SOPHIA	\$693.88	Expat Travel/Relo	693.88

Row Labels	Sum of Debit/Credit Amount
Expat Taxes	453,584.78 4
Expat Salary	637,893.09
Expat Travel/Relo	16,332.03 6
Expats Rent	(469.16) 5
Expats Reimbursed	(345,124.97) Excludes by
<b>Grand Total</b>	<b>762,215.77</b>

Expat Payroll: Expat Salary Reimbursed: See NOTE  
 637,893.09 (345,124.97) 292,768.12 3  
 NOTE: The difference between the reimbursed salary portion for expats and total expat entries per GL are primarily related to goods and services allowance.

Target Corp.  
 Financial Reporting  
 Disc Ops Expense GL Line Items (Shared Services Expats Expenses Only)  
 Month Ended 5/2/2015

9030100	DISC OPS	1114	Target Enterprise, Inc.	EXPAT TRAVEL/Apr/BTA/HENNESSY,TAYLOR	\$693.88	Expat Travel/Relo	693.88
9030100	DISC OPS	1114	Target Enterprise, Inc.	EXPAT TRAVEL/Apr/BTA/LAFFERTY,BRIAN	\$1,430.74	Expat Travel/Relo	1,430.74
9030100	DISC OPS	1114	Target Enterprise, Inc.	EXPAT TRAVEL/Apr/BTA/LAFFERTY,FINN	\$1,430.74	Expat Travel/Relo	1,430.74
9030100	DISC OPS	1114	Target Enterprise, Inc.	EXPAT TRAVEL/Apr/BTA/LAFFERTY,JESSA	\$1,430.74	Expat Travel/Relo	1,430.74
9030100	DISC OPS	1114	Target Enterprise, Inc.	EXPAT TRAVEL/Apr/BTA/LAFFERTY,MEGHAN	\$1,500.72	Expat Travel/Relo	1,500.72
9030100	DISC OPS	1114	Target Enterprise, Inc.	EXPAT TRAVEL/Apr/BTA/LAFFERTY,VIOLET	\$18.66	Expat Travel/Relo	18.66
9030100	DISC OPS	1114	Target Enterprise, Inc.	EXPAT TRAVEL/Apr/BTA/MAHOWALD,LAURIE	\$2,353.60	Expat Travel/Relo	2,353.60
9030100	DISC OPS	1114	Target Enterprise, Inc.	EXPAT TRAVEL/Apr/BTA/MIRELEZ,DAVID	\$676.12	Expat Travel/Relo	676.12
9030100	DISC OPS	1114	Target Enterprise, Inc.	EXPAT TRAVEL/Apr/BTA/WOLKERSTORFER,AMY	\$1,206.00	Expat Travel/Relo	1,206.00
9030100	DISC OPS	1114	Target Enterprise, Inc.	#	\$1,444.98	Expat Taxes	1,444.98
9030100	DISC OPS	1001	Target Corporation	PAYRLL/ EXPAT SALARY RECLASS	\$274,314.11	Expat Salary	274,314.11
9030100	DISC OPS	1113	Target Corporate Svcs Inc	PAYRLL/ EXPAT SALARY RECLASS	\$7,307.70	Expat Salary	7,307.70
9030100	DISC OPS	1113	Target Corporate Svcs Inc	PAYRLL/ EXPAT SALARY RECLASS	\$91,752.91	Expat Salary	91,752.91
9030100	DISC OPS	1114	Target Enterprise, Inc.	PAYRLL/ EXPAT SALARY RECLASS	\$77,315.59	Expat Salary	77,315.59
9030100	DISC OPS	1114	Target Enterprise, Inc.	PAYRLL/RENT RECLASS	\$-469.16	Expats Rent	-469.16
9030100	DISC OPS	1114	Target Enterprise, Inc.	PAYRLL/ EXPAT SALARY RECLASS	\$187,202.78	Expat Salary	187,202.78
9030100	DISC OPS	1001	Target Corporation	Payrll/Expat Hypo Tax Reclass	\$-179,341.10	Expat Taxes	-179,341.10
9030100	DISC OPS	1113	Target Corporate Svcs Inc	Payrll/Expat Hypo Tax	\$911.00	Expat Taxes	911.00
9030100	DISC OPS	1113	Target Corporate Svcs Inc	Payrll/Expat Hypo Tax	\$-55,777.98	Expat Taxes	-55,777.98
9030100	DISC OPS	1114	Target Enterprise, Inc.	Payrll/Expat Hypo Tax	\$117,797.82	Expat Taxes	117,797.82
9030100	DISC OPS	1114	Target Enterprise, Inc.	Payrll/Expat Hypo Tax	\$-165,137.65	Expat Taxes	-165,137.65
9030100	DISC OPS	1115	Target General Merch Inc	Payrll/Expat Hypo Tax	\$-4,938.00	Expat Taxes	-4,938.00
9030100	DISC OPS	1001	Target Corporation	FINRPTG/Expats Payroll AR April	\$-174,801.91	Expats Reimbursed	-174,801.91
9030100	DISC OPS	1113	Target Corporate Svcs Inc	FINRPTG/Expats Payroll AR April	\$-81,823.08	Expats Reimbursed	-81,823.08
9030100	DISC OPS	1114	Target Enterprise, Inc.	FINRPTG/Expats Payroll AR April	\$-88,499.98	Expats Reimbursed	-88,499.98
							<b>762,215.77</b>

**Payroll & Benefits - April ME**

<b>Wave (Segment)</b>	<b>Base Payroll</b>	<b>Benefits</b>	<b>Total</b>
Wave 1 (US)	3,439,672.10	717,313.41	4,156,985.51
Wave 2 (US)	496,775.50	108,565.63	605,341.13
Wave 3 (US)	834,010.35	184,491.51	1,018,501.86
<b>Total (US)</b>	<b>4,770,457.95</b>	<b>1,010,370.54</b>	<b>5,780,828.49</b>
Wave 2 (India)	157,360.35	32,463.44	189,823.81
Wave 3 (India)	64,392.85	13,284.24	77,677.06
<b>Total (India)</b>	<b>221,753.20</b>	<b>45,747.68</b>	<b>267,500.87</b>
<b>Total - (US &amp; India)</b>	<b>4,992,211.15</b>	<b>1,056,118.23</b>	<b>6,048,329.37</b>

**Notes:** \$ relate to US PMN from KEH master list (2.1.15); India PMN reference updated list received 2.19

**\*\*Does not include \$ related to Expat population \*\***

(a) Payroll references \$ for April month end for Exempt, Non-Exempt, and OT Payroll

(b) Benefits assumes 20.63% for exempt; 38.4% for nonexempt payroll respectively

April Payroll Data by PMN / EID

<b>Assumptions:</b>	
<b>Benefits - Exempt</b>	<b>20.6%</b>
<b>Benefits - NonExempt</b>	<b>38.4%</b>

EID	Pyramid	Class (EX / NEX)	Wave	Payroll (April)	Benefits %	Benefits \$	Total \$
32480618	Distribution	Exempt	Wave 1 (US)	20,521.92	20.6%	4,233.67	24,755.59
7442874	Distribution	Exempt	Wave 3 (US)	19,997.67	20.6%	4,125.52	24,123.19
18501908	Distribution	Exempt	Wave 1 (US)	13,257.29	20.6%	2,734.98	15,992.27
32245920	Distribution	Exempt	Wave 1 (US)	7,098.47	20.6%	1,464.41	8,562.88
2049104	Distribution	Exempt	Wave 3 (US)	14,300.00	20.6%	2,950.09	17,250.09
32477960	Distribution	Exempt	Wave 3 (US)	10,061.54	20.6%	2,075.70	12,137.24
14387740	Distribution	Exempt	Wave 2 (US)	8,430.76	20.6%	1,739.27	10,170.03
51596880	Distribution	Exempt	Wave 2 (US)	6,246.16	20.6%	1,288.58	7,534.74
51929768	Distribution	Exempt	Wave 2 (US)	5,469.24	20.6%	1,128.30	6,597.54
25215765	Distribution	Exempt	Wave 2 (US)	8,407.70	20.6%	1,734.51	10,142.21
21456561	Distribution	Non-Exempt	Wave 1 (US)	2,035.20	38.4%	781.52	2,816.72
27641703	Distribution	Exempt	Wave 1 (US)	10,403.98	20.6%	2,146.34	12,550.32
22807986	Distribution	Exempt	Wave 3 (US)	11,630.76	20.6%	2,399.43	14,030.19
25069329	Finance	Non-Exempt	Wave 3 (US)	3,291.83	38.4%	1,264.06	4,555.89
2041069	Finance	Non-Exempt	Wave 2 (US)	1,679.67	38.4%	644.99	2,324.66
5007711	Finance	Non-Exempt	Wave 2 (US)	2,068.93	38.4%	794.47	2,863.40
9641879	Finance	Exempt	Wave 1 (US)	16,263.08	20.6%	3,355.07	19,618.15
28004794	Finance	Exempt	Wave 1 (US)	12,551.07	20.6%	2,589.29	15,140.36
48648307	Finance	Exempt	Wave 1 (US)	12,867.70	20.6%	2,654.61	15,522.31
27249994	Finance	Exempt	Wave 1 (US)	7,249.03	20.6%	1,495.47	8,744.50
33059304	Finance	Non-Exempt	Wave 1 (US)	1,813.60	38.4%	696.42	2,510.02
36019750	Finance	Exempt	Wave 1 (US)	10,656.75	20.6%	2,198.49	12,855.24
39225578	Finance	Exempt	Wave 1 (US)	9,975.55	20.6%	2,057.96	12,033.51
64707029	Finance	Non-Exempt	Wave 1 (US)	1,760.00	38.4%	675.84	2,435.84
59848465	Finance	Exempt	Wave 1 (US)	5,433.17	20.6%	1,120.86	6,554.03
61752838	Finance	Exempt	Wave 3 (US)	4,753.84	20.6%	980.72	5,734.56
9680513	Finance	Exempt	Wave 3 (US)	7,353.84	20.6%	1,517.10	8,870.94
10786853	Finance	Non-Exempt	Wave 3 (US)	4,361.67	38.4%	1,674.88	6,036.55
10988533	Finance	Non-Exempt	Wave 3 (US)	3,658.99	38.4%	1,405.05	5,064.04
15212087	Finance	Non-Exempt	Wave 3 (US)	4,472.65	38.4%	1,717.50	6,190.15
15808314	Finance	Non-Exempt	Wave 3 (US)	4,105.24	38.4%	1,576.41	5,681.65
17016023	Finance	Non-Exempt	Wave 3 (US)	2,791.44	38.4%	1,071.91	3,863.35
17089384	Finance	Non-Exempt	Wave 3 (US)	4,025.10	38.4%	1,545.64	5,570.74

April Payroll Data by PMN / EID

17414632	Finance	Non-Exempt	Wave 3 (US)	4,621.50	38.4%	1,774.66	6,396.16
18128074	Finance	Non-Exempt	Wave 3 (US)	3,968.94	38.4%	1,524.07	5,493.01
19120625	Finance	Exempt	Wave 3 (US)	6,653.84	20.6%	1,372.69	8,026.53
21703277	Finance	Exempt	Wave 3 (US)	8,484.62	20.6%	1,750.38	10,235.00
22978167	Finance	Non-Exempt	Wave 3 (US)	2,761.79	38.4%	1,060.53	3,822.32
29851805	Finance	Non-Exempt	Wave 3 (US)	2,829.96	38.4%	1,086.70	3,916.66
47769146	Finance	Exempt	Wave 3 (US)	7,446.16	20.6%	1,536.14	8,982.30
48263388	Finance	Exempt	Wave 3 (US)	4,623.08	20.6%	953.74	5,576.82
48413603	Finance	Exempt	Wave 3 (US)	6,115.38	20.6%	1,261.60	7,376.98
58687955	Finance	Non-Exempt	Wave 3 (US)	3,341.03	38.4%	1,282.96	4,623.99
60023793	Finance	Exempt	Wave 3 (US)	4,976.92	20.6%	1,026.74	6,003.66
61813895	Finance	Non-Exempt	Wave 3 (US)	3,767.11	38.4%	1,446.57	5,213.68
32370249	Finance	Exempt	Wave 2 (US)	7,646.16	20.6%	1,577.40	9,223.56
51621670	Finance	Exempt	Wave 2 (US)	9,338.46	20.6%	1,926.52	11,264.98
58314204	Finance	Exempt	Wave 2 (US)	3,969.24	20.6%	818.85	4,788.09
59090266	Finance	Exempt	Wave 2 (US)	4,292.30	20.6%	885.50	5,177.80
59946483	Finance	Exempt	Wave 2 (US)	4,200.00	20.6%	866.46	5,066.46
61918470	Finance	Exempt	Wave 2 (US)	5,623.08	20.6%	1,160.04	6,783.12
62018965	Finance	Exempt	Wave 2 (US)	5,123.08	20.6%	1,056.89	6,179.97
3162138	Finance	Exempt	Wave 2 (US)	4,607.70	20.6%	950.57	5,558.27
5157383	Finance	Exempt	Wave 2 (US)	3,409.62	20.6%	703.40	4,113.02
5268461	Finance	Exempt	Wave 2 (US)	7,953.84	20.6%	1,640.88	9,594.72
8481707	Finance	Exempt	Wave 2 (US)	5,723.08	20.6%	1,180.67	6,903.75
22797013	Finance	Non-Exempt	Wave 2 (US)	3,972.80	38.4%	1,525.56	5,498.36
23751662	Finance	Exempt	Wave 2 (US)	5,115.38	20.6%	1,055.30	6,170.68
25262700	Finance	Non-Exempt	Wave 2 (US)	4,072.00	38.4%	1,563.65	5,635.65
27184670	Finance	Exempt	Wave 2 (US)	4,800.00	20.6%	990.24	5,790.24
51546836	Finance	Exempt	Wave 2 (US)	6,715.38	20.6%	1,385.38	8,100.76
58170127	Finance	Exempt	Wave 2 (US)	5,400.00	20.6%	1,114.02	6,514.02
58714585	Finance	Exempt	Wave 2 (US)	5,838.46	20.6%	1,204.47	7,042.93
59720524	Finance	Exempt	Wave 2 (US)	6,676.92	20.6%	1,377.45	8,054.37
9542739	Finance	Exempt	Wave 1 (US)	36,969.23	20.6%	7,626.75	44,595.98
9664004	Finance	Exempt	Wave 1 (US)	22,753.53	20.6%	4,694.05	27,447.58
12868014	Finance	Exempt	Wave 1 (US)	6,020.13	20.6%	1,241.95	7,262.08
24042848	Finance	Exempt	Wave 1 (US)	12,588.19	20.6%	2,596.94	15,185.13
25811878	Finance	Exempt	Wave 1 (US)	15,381.22	20.6%	3,173.15	18,554.37
27811942	Finance	Exempt	Wave 1 (US)	6,055.02	20.6%	1,249.15	7,304.17
29558913	Finance	Exempt	Wave 1 (US)	8,347.74	20.6%	1,722.14	10,069.88



April Payroll Data by PMN / EID

30899819	Finance	Exempt	Wave 1 (US)	4,099.75	20.6%	845.78	4,945.53
33294224	Finance	Exempt	Wave 1 (US)	24,769.92	20.6%	5,110.03	29,879.95
39776471	Finance	Exempt	Wave 1 (US)	9,850.42	20.6%	2,032.14	11,882.56
47741806	Finance	Exempt	Wave 1 (US)	21,912.22	20.6%	4,520.49	26,432.71
49027345	Finance	Exempt	Wave 1 (US)	16,518.06	20.6%	3,407.68	19,925.74
56674765	Finance	Exempt	Wave 1 (US)	5,076.09	20.6%	1,047.20	6,123.29
57562126	Finance	Exempt	Wave 1 (US)	5,238.57	20.6%	1,080.72	6,319.29
58086505	Finance	Exempt	Wave 1 (US)	5,077.01	20.6%	1,047.39	6,124.40
60183761	Finance	Exempt	Wave 1 (US)	11,265.53	20.6%	2,324.08	13,589.61
60273745	Finance	Exempt	Wave 1 (US)	4,930.62	20.6%	1,017.19	5,947.81
60328820	Finance	Exempt	Wave 1 (US)	5,258.72	20.6%	1,084.87	6,343.59
61664611	Finance	Exempt	Wave 1 (US)	6,011.37	20.6%	1,240.15	7,251.52
62192901	Finance	Exempt	Wave 1 (US)	8,424.41	20.6%	1,737.96	10,162.37
64219736	Finance	Exempt	Wave 1 (US)	3,524.75	20.6%	727.16	4,251.91
64927387	Finance	Non-Exempt	Wave 1 (US)	1,560.00	38.4%	599.04	2,159.04
65261026	Finance	Exempt	Wave 1 (US)	3,094.69	20.6%	638.43	3,733.12
17405796	Finance	Non-Exempt	Wave 1 (US)	1,781.60	38.4%	684.13	2,465.73
60712627	Finance	Non-Exempt	Wave 1 (US)	1,664.00	38.4%	638.98	2,302.98
23611395	Finance	Exempt	Wave 3 (US)	6,215.38	20.6%	1,282.23	7,497.61
58209172	Finance	Exempt	Wave 3 (US)	5,707.70	20.6%	1,177.50	6,885.20
2549079	Finance	Non-Exempt	Wave 3 (US)	3,260.66	38.4%	1,252.09	4,512.75
4189833	Finance	Non-Exempt	Wave 3 (US)	4,013.53	38.4%	1,541.20	5,554.73
39486154	Finance	Exempt	Wave 3 (US)	9,446.16	20.6%	1,948.74	11,394.90
48427256	Finance	Exempt	Wave 3 (US)	5,323.08	20.6%	1,098.15	6,421.23
19663202	Finance	Exempt	Wave 2 (US)	4,630.76	20.6%	955.33	5,586.09
24980336	Finance	Non-Exempt	Wave 2 (US)	4,195.32	38.4%	1,611.00	5,806.32
35844281	Finance	Exempt	Wave 2 (US)	5,384.62	20.6%	1,110.85	6,495.47
45111382	Finance	Exempt	Wave 2 (US)	6,323.08	20.6%	1,304.45	7,627.53
50665488	Finance	Non-Exempt	Wave 2 (US)	3,556.80	38.4%	1,365.81	4,922.61
1132729	Finance	Exempt	Wave 1 (US)	18,386.90	20.6%	3,793.22	22,180.12
1382464	Finance	Exempt	Wave 1 (US)	28,731.59	20.6%	5,927.33	34,658.92
26234880	Finance	Exempt	Wave 1 (US)	16,907.55	20.6%	3,488.03	20,395.58
51848133	Finance	Exempt	Wave 1 (US)	12,476.18	20.6%	2,573.84	15,050.02
60376027	Finance	Exempt	Wave 1 (US)	7,472.76	20.6%	1,541.63	9,014.39
62369848	Finance	Exempt	Wave 1 (US)	7,858.74	20.6%	1,621.26	9,480.00
60790318	Finance	Exempt	Wave 2 (US)	4,092.30	20.6%	844.24	4,936.54
22942858	Finance	Exempt	Wave 1 (US)	11,985.28	20.6%	2,472.56	14,457.84
61661534	Finance	Exempt	Wave 1 (US)	7,389.99	20.6%	1,524.55	8,914.54

April Payroll Data by PMN / EID

58126723	FRS	Exempt	Wave 1 (US)	6,130.46	20.6%	1,264.71	7,395.17
21505433	FRS	Non-Exempt	Wave 2 (US)	2,296.00	38.4%	881.66	3,177.66
39064811	FRS	Non-Exempt	Wave 2 (US)	2,827.41	38.4%	1,085.73	3,913.14
51352284	FRS	Non-Exempt	Wave 2 (US)	3,470.98	38.4%	1,332.86	4,803.84
55854632	FRS	Non-Exempt	Wave 2 (US)	3,517.19	38.4%	1,350.60	4,867.79
60201936	FRS	Exempt	Wave 2 (US)	4,307.70	20.6%	888.68	5,196.38
60497211	FRS	Non-Exempt	Wave 2 (US)	2,562.63	38.4%	984.05	3,546.68
16332652	FRS	Exempt	Wave 1 (US)	21,307.48	20.6%	4,395.73	25,703.21
17431461	FRS	Exempt	Wave 1 (US)	10,067.53	20.6%	2,076.93	12,144.46
55789408	FRS	Exempt	Wave 1 (US)	3,492.63	20.6%	720.53	4,213.16
61554382	FRS	Exempt	Wave 1 (US)	4,656.81	20.6%	960.70	5,617.51
58002163	FRS	Exempt	Wave 3 (US)	3,178.85	20.6%	655.80	3,834.65
59858472	FRS	Exempt	Wave 1 (US)	12,219.77	20.6%	2,520.94	14,740.71
23609787	FRS	Exempt	Wave 3 (US)	7,984.62	20.6%	1,647.23	9,631.85
9687633	FRS	Exempt	Wave 2 (US)	7,607.70	20.6%	1,569.47	9,177.17
22011498	FRS	Exempt	Wave 2 (US)	5,523.08	20.6%	1,139.41	6,662.49
25252107	FRS	Exempt	Wave 2 (US)	5,430.76	20.6%	1,120.37	6,551.13
62007232	FRS	Exempt	Wave 2 (US)	3,478.85	20.6%	717.69	4,196.54
62033824	FRS	Exempt	Wave 2 (US)	3,846.16	20.6%	793.46	4,639.62
23609621	FRS	Exempt	Wave 3 (US)	7,980.00	20.6%	1,646.27	9,626.27
50307297	FRS	Exempt	Wave 2 (US)	4,815.38	20.6%	993.41	5,808.79
62120993	FRS	Exempt	Wave 2 (US)	4,592.30	20.6%	947.39	5,539.69
29594538	HR	Exempt	Wave 1 (US)	6,176.46	20.6%	1,274.20	7,450.66
28055812	HR	Exempt	Wave 3 (US)	7,546.16	20.6%	1,556.77	9,102.93
59810895	HR	Exempt	Wave 3 (US)	8,330.76	20.6%	1,718.64	10,049.40
18755140	HR	Exempt	Wave 1 (US)	12,402.40	20.6%	2,558.62	14,961.02
17697095	HR	Exempt	Wave 2 (US)	7,453.84	20.6%	1,537.73	8,991.57
22822951	HR	Exempt	Wave 2 (US)	12,861.54	20.6%	2,653.34	15,514.88
23272669	HR	Exempt	Wave 2 (US)	8,715.38	20.6%	1,797.98	10,513.36
38829099	HR	Exempt	Wave 2 (US)	11,646.16	20.6%	2,402.60	14,048.76
56680796	HR	Exempt	Wave 2 (US)	6,000.00	20.6%	1,237.80	7,237.80
23573090	HR	Exempt	Wave 1 (US)	19,537.14	20.6%	4,030.51	23,567.65
23962384	HR	Exempt	Wave 1 (US)	8,823.72	20.6%	1,820.33	10,644.05
62538467	HR	Exempt	Wave 3 (US)	5,600.00	20.6%	1,155.28	6,755.28
9621723	HR	Exempt	Wave 1 (US)	15,443.80	20.6%	3,186.06	18,629.86
18962613	HR	Non-Exempt	Wave 1 (US)	1,652.00	38.4%	634.37	2,286.37
25725961	HR	Exempt	Wave 1 (US)	6,401.72	20.6%	1,320.67	7,722.39
32527889	HR	Exempt	Wave 1 (US)	17,641.99	20.6%	3,639.54	21,281.53

April Payroll Data by PMN / EID

33794058	HR	Exempt	Wave 1 (US)	7,074.62	20.6%	1,459.49	8,534.11
48470900	HR	Exempt	Wave 1 (US)	10,155.61	20.6%	2,095.10	12,250.71
59779926	HR	Exempt	Wave 1 (US)	7,847.71	20.6%	1,618.98	9,466.69
59790667	HR	Exempt	Wave 1 (US)	5,489.00	20.6%	1,132.38	6,621.38
59944868	HR	Exempt	Wave 1 (US)	4,620.96	20.6%	953.30	5,574.26
50718006	HR	Exempt	Wave 2 (US)	5,030.76	20.6%	1,037.85	6,068.61
23370612	HR	Exempt	Wave 1 (US)	6,916.17	20.6%	1,426.81	8,342.98
25915042	HR	Exempt	Wave 3 (US)	11,238.46	20.6%	2,318.49	13,556.95
62764360	HR	Exempt	Wave 3 (US)	6,384.62	20.6%	1,317.15	7,701.77
12666111	HR	Non-Exempt	Wave 3 (US)	3,836.04	38.4%	1,473.04	5,309.08
47763099	HR	Non-Exempt	Wave 3 (US)	3,036.69	38.4%	1,166.09	4,202.78
22382485	HR	Exempt	Wave 1 (US)	13,834.90	20.6%	2,854.14	16,689.04
32960205	HR	Exempt	Wave 1 (US)	19,587.16	20.6%	4,040.83	23,627.99
33998311	HR	Exempt	Wave 1 (US)	12,732.69	20.6%	2,626.75	15,359.44
48364012	HR	Exempt	Wave 1 (US)	14,421.14	20.6%	2,975.08	17,396.22
18462044	Law	Exempt	Wave 1 (US)	6,095.07	20.6%	1,257.41	7,352.48
58683103	Law	Exempt	Wave 1 (US)	4,855.51	20.6%	1,001.69	5,857.20
60071735	Law	Exempt	Wave 1 (US)	3,927.63	20.6%	810.27	4,737.90
62053194	Law	Exempt	Wave 2 (US)	5,492.30	20.6%	1,133.06	6,625.36
27682095	Law	Exempt	Wave 2 (US)	8,953.84	20.6%	1,847.18	10,801.02
25101023	Law	Non-Exempt	Wave 3 (US)	3,583.40	38.4%	1,376.03	4,959.43
25447954	Law	Exempt	Wave 3 (US)	8,046.16	20.6%	1,659.92	9,706.08
51941748	Marketing	Exempt	Wave 1 (US)	14,241.10	20.6%	2,937.94	17,179.04
13589064	Marketing	Exempt	Wave 1 (US)	6,338.64	20.6%	1,307.66	7,646.30
24012932	Marketing	Exempt	Wave 1 (US)	20,902.38	20.6%	4,312.16	25,214.54
54459706	Marketing	Exempt	Wave 1 (US)	2,950.22	20.6%	608.63	3,558.85
63822621	Marketing	Exempt	Wave 1 (US)	4,015.11	20.6%	828.32	4,843.43
63882310	Marketing	Exempt	Wave 1 (US)	6,863.06	20.6%	1,415.85	8,278.91
9672833	Marketing	Exempt	Wave 3 (US)	15,584.62	20.6%	3,215.11	18,799.73
27383165	Marketing	Exempt	Wave 1 (US)	13,577.47	20.6%	2,801.03	16,378.50
30494710	Marketing	Exempt	Wave 1 (US)	11,913.30	20.6%	2,457.71	14,371.01
35847474	Marketing	Exempt	Wave 1 (US)	5,401.68	20.6%	1,114.37	6,516.05
37546462	Marketing	Exempt	Wave 1 (US)	6,061.62	20.6%	1,250.51	7,312.13
45753324	Marketing	Exempt	Wave 1 (US)	11,991.41	20.6%	2,473.83	14,465.24
51345163	Marketing	Exempt	Wave 1 (US)	10,635.69	20.6%	2,194.14	12,829.83
52289683	Marketing	Exempt	Wave 1 (US)	6,168.40	20.6%	1,272.54	7,440.94
56656911	Marketing	Exempt	Wave 1 (US)	5,906.96	20.6%	1,218.61	7,125.57
58596875	Marketing	Exempt	Wave 1 (US)	7,431.35	20.6%	1,533.09	8,964.44

April Payroll Data by PMN / EID

60029154	Marketing	Exempt	Wave 1 (US)	4,981.41	20.6%	1,027.66	6,009.07
60116761	Marketing	Exempt	Wave 1 (US)	4,669.30	20.6%	963.28	5,632.58
60738333	Marketing	Exempt	Wave 1 (US)	7,088.85	20.6%	1,462.43	8,551.28
61238069	Marketing	Exempt	Wave 1 (US)	4,391.58	20.6%	905.98	5,297.56
61870606	Marketing	Non-Exempt	Wave 1 (US)	1,818.40	38.4%	698.27	2,516.67
62369210	Marketing	Exempt	Wave 1 (US)	7,923.84	20.6%	1,634.69	9,558.53
62466313	Marketing	Exempt	Wave 1 (US)	4,399.73	20.6%	907.66	5,307.39
62480041	Marketing	Exempt	Wave 1 (US)	5,121.64	20.6%	1,056.59	6,178.23
64280472	Marketing	Exempt	Wave 1 (US)	5,373.71	20.6%	1,108.60	6,482.31
64508427	Marketing	Exempt	Wave 1 (US)	7,276.48	20.6%	1,501.14	8,777.62
64583560	Marketing	Exempt	Wave 1 (US)	3,842.05	20.6%	792.61	4,634.66
64966625	Marketing	Exempt	Wave 1 (US)	4,768.84	20.6%	983.81	5,752.65
60866522	Marketing	Exempt	Wave 1 (US)	6,934.55	20.6%	1,430.60	8,365.15
61997953	Marketing	Exempt	Wave 1 (US)	4,999.70	20.6%	1,031.44	6,031.14
8821316	Marketing	Exempt	Wave 1 (US)	15,494.82	20.6%	3,196.58	18,691.40
9580846	Marketing	Exempt	Wave 1 (US)	10,817.07	20.6%	2,231.56	13,048.63
9591678	Marketing	Exempt	Wave 1 (US)	15,260.95	20.6%	3,148.33	18,409.28
10331148	Marketing	Exempt	Wave 1 (US)	19,361.40	20.6%	3,994.26	23,355.66
10418374	Marketing	Exempt	Wave 1 (US)	16,392.53	20.6%	3,381.78	19,774.31
13179429	Marketing	Exempt	Wave 1 (US)	6,938.22	20.6%	1,431.35	8,369.57
21323183	Marketing	Exempt	Wave 1 (US)	14,437.06	20.6%	2,978.37	17,415.43
22998462	Marketing	Exempt	Wave 1 (US)	7,414.90	20.6%	1,529.69	8,944.59
25154188	Marketing	Exempt	Wave 1 (US)	6,592.57	20.6%	1,360.05	7,952.62
27958313	Marketing	Exempt	Wave 1 (US)	12,779.91	20.6%	2,636.50	15,416.41
32273690	Marketing	Exempt	Wave 1 (US)	8,700.75	20.6%	1,794.96	10,495.71
34903401	Marketing	Exempt	Wave 1 (US)	14,101.24	20.6%	2,909.09	17,010.33
36037067	Marketing	Exempt	Wave 1 (US)	8,802.13	20.6%	1,815.88	10,618.01
47507702	Marketing	Exempt	Wave 1 (US)	29,602.31	20.6%	6,106.96	35,709.27
47773973	Marketing	Exempt	Wave 1 (US)	5,161.59	20.6%	1,064.84	6,226.43
47871660	Marketing	Exempt	Wave 1 (US)	29,922.01	20.6%	6,172.91	36,094.92
48502835	Marketing	Exempt	Wave 1 (US)	8,398.40	20.6%	1,732.59	10,130.99
49510159	Marketing	Exempt	Wave 1 (US)	10,542.61	20.6%	2,174.94	12,717.55
51572832	Marketing	Exempt	Wave 1 (US)	6,507.17	20.6%	1,342.43	7,849.60
51954477	Marketing	Exempt	Wave 1 (US)	12,521.19	20.6%	2,583.12	15,104.31
52404456	Marketing	Exempt	Wave 1 (US)	19,077.23	20.6%	3,935.63	23,012.86
54362926	Marketing	Exempt	Wave 1 (US)	20,756.76	20.6%	4,282.12	25,038.88
57478695	Marketing	Exempt	Wave 1 (US)	5,725.81	20.6%	1,181.23	6,907.04
57684086	Marketing	Exempt	Wave 1 (US)	4,165.04	20.6%	859.25	5,024.29

April Payroll Data by PMN / EID

57790560	Marketing	Exempt	Wave 1 (US)	4,669.04	20.6%	963.22	5,632.26
58371618	Marketing	Exempt	Wave 1 (US)	5,680.79	20.6%	1,171.95	6,852.74
60673621	Marketing	Exempt	Wave 1 (US)	8,578.12	20.6%	1,769.67	10,347.79
60739794	Marketing	Exempt	Wave 1 (US)	5,722.09	20.6%	1,180.47	6,902.56
62213921	Marketing	Exempt	Wave 1 (US)	13,064.99	20.6%	2,695.31	15,760.30
19141175	Marketing	Exempt	Wave 1 (US)	13,968.44	20.6%	2,881.69	16,850.13
24976870	Marketing	Exempt	Wave 1 (US)	10,971.25	20.6%	2,263.37	13,234.62
27330414	Marketing	Exempt	Wave 1 (US)	7,538.45	20.6%	1,555.18	9,093.63
55814784	Marketing	Exempt	Wave 1 (US)	2,547.41	20.6%	525.53	3,072.94
63804025	Marketing	Exempt	Wave 1 (US)	4,730.48	20.6%	975.90	5,706.38
1713874	Marketing	Exempt	Wave 1 (US)	15,786.87	20.6%	3,256.83	19,043.70
19553718	Marketing	Exempt	Wave 1 (US)	20,633.90	20.6%	4,256.77	24,890.67
32270803	Marketing	Exempt	Wave 1 (US)	8,958.28	20.6%	1,848.09	10,806.37
45354099	Marketing	Exempt	Wave 1 (US)	8,765.46	20.6%	1,808.31	10,573.77
65527301	Marketing	Exempt	Wave 1 (US)	3,270.38	20.6%	674.68	3,945.06
21125174	Merch	Exempt	Wave 1 (US)	21,516.12	20.6%	4,438.78	25,954.90
62486386	Merch	Non-Exempt	Wave 1 (US)	1,592.00	38.4%	611.33	2,203.33
6107007	Merch	Exempt	Wave 1 (US)	9,967.83	20.6%	2,056.36	12,024.19
9686999	Merch	Exempt	Wave 1 (US)	18,273.59	20.6%	3,769.84	22,043.43
23315054	Merch	Exempt	Wave 1 (US)	41,115.57	20.6%	8,482.14	49,597.71
26471284	Merch	Exempt	Wave 1 (US)	24,278.27	20.6%	5,008.61	29,286.88
28898674	Merch	Exempt	Wave 1 (US)	6,810.66	20.6%	1,405.04	8,215.70
30848543	Merch	Exempt	Wave 1 (US)	13,866.11	20.6%	2,860.58	16,726.69
33437880	Merch	Exempt	Wave 1 (US)	7,836.34	20.6%	1,616.64	9,452.98
45991429	Merch	Exempt	Wave 1 (US)	9,763.59	20.6%	2,014.23	11,777.82
47777685	Merch	Exempt	Wave 1 (US)	10,117.03	20.6%	2,087.14	12,204.17
47918990	Merch	Exempt	Wave 1 (US)	12,443.24	20.6%	2,567.04	15,010.28
48266787	Merch	Exempt	Wave 1 (US)	8,253.84	20.6%	1,702.77	9,956.61
49394356	Merch	Exempt	Wave 1 (US)	7,507.80	20.6%	1,548.86	9,056.66
51347292	Merch	Exempt	Wave 1 (US)	13,949.50	20.6%	2,877.78	16,827.28
51686244	Merch	Exempt	Wave 1 (US)	4,733.14	20.6%	976.45	5,709.59
52343803	Merch	Exempt	Wave 1 (US)	8,226.41	20.6%	1,697.11	9,923.52
53908000	Merch	Exempt	Wave 1 (US)	3,219.57	20.6%	664.20	3,883.77
54164892	Merch	Exempt	Wave 1 (US)	6,426.47	20.6%	1,325.78	7,752.25
55011993	Merch	Exempt	Wave 1 (US)	6,907.37	20.6%	1,424.99	8,332.36
55708366	Merch	Exempt	Wave 1 (US)	6,677.56	20.6%	1,377.58	8,055.14
55708614	Merch	Exempt	Wave 1 (US)	4,947.00	20.6%	1,020.57	5,967.57
56153240	Merch	Exempt	Wave 1 (US)	4,705.35	20.6%	970.71	5,676.06



April Payroll Data by PMN / EID

58076811	Merch	Exempt	Wave 1 (US)	6,472.02	20.6%	1,335.18	7,807.20
58086349	Merch	Exempt	Wave 1 (US)	5,787.87	20.6%	1,194.04	6,981.91
58091208	Merch	Exempt	Wave 1 (US)	7,084.81	20.6%	1,461.60	8,546.41
58149287	Merch	Exempt	Wave 1 (US)	6,295.06	20.6%	1,298.67	7,593.73
58232174	Merch	Exempt	Wave 1 (US)	5,153.91	20.6%	1,063.25	6,217.16
58597345	Merch	Exempt	Wave 1 (US)	8,306.29	20.6%	1,713.59	10,019.88
58955691	Merch	Exempt	Wave 1 (US)	5,285.46	20.6%	1,090.39	6,375.85
59881581	Merch	Exempt	Wave 1 (US)	4,355.56	20.6%	898.55	5,254.11
60199726	Merch	Exempt	Wave 1 (US)	5,469.49	20.6%	1,128.36	6,597.85
60199759	Merch	Exempt	Wave 1 (US)	5,679.87	20.6%	1,171.76	6,851.63
60200359	Merch	Exempt	Wave 1 (US)	3,891.60	20.6%	802.84	4,694.44
60200532	Merch	Exempt	Wave 1 (US)	5,230.51	20.6%	1,079.05	6,309.56
60223047	Merch	Exempt	Wave 1 (US)	3,576.03	20.6%	737.73	4,313.76
60282274	Merch	Exempt	Wave 1 (US)	3,941.75	20.6%	813.18	4,754.93
60295995	Merch	Exempt	Wave 1 (US)	5,458.66	20.6%	1,126.12	6,584.78
60307311	Merch	Exempt	Wave 1 (US)	4,522.75	20.6%	933.04	5,455.79
60688256	Merch	Exempt	Wave 1 (US)	7,344.32	20.6%	1,515.13	8,859.45
60905957	Merch	Non-Exempt	Wave 1 (US)	1,700.00	38.4%	652.80	2,352.80
62231691	Merch	Exempt	Wave 1 (US)	3,003.22	20.6%	619.56	3,622.78
62232004	Merch	Exempt	Wave 1 (US)	3,570.22	20.6%	736.54	4,306.76
62263348	Merch	Exempt	Wave 1 (US)	3,957.83	20.6%	816.50	4,774.33
62324876	Merch	Exempt	Wave 1 (US)	4,116.97	20.6%	849.33	4,966.30
62324991	Merch	Exempt	Wave 1 (US)	3,905.82	20.6%	805.77	4,711.59
62426655	Merch	Exempt	Wave 1 (US)	4,126.21	20.6%	851.24	4,977.45
64523509	Merch	Exempt	Wave 1 (US)	4,199.46	20.6%	866.35	5,065.81
64523525	Merch	Exempt	Wave 1 (US)	3,841.78	20.6%	792.56	4,634.34
64725294	Merch	Exempt	Wave 1 (US)	3,680.50	20.6%	759.29	4,439.79
64802325	Merch	Exempt	Wave 1 (US)	4,055.51	20.6%	836.65	4,892.16
64903727	Merch	Exempt	Wave 1 (US)	4,149.92	20.6%	856.13	5,006.05
65045593	Merch	Exempt	Wave 1 (US)	3,738.19	20.6%	771.19	4,509.38
66101429	Merch	Non-Exempt	Wave 1 (US)	1,627.20	38.4%	624.84	2,252.04
66101452	Merch	Non-Exempt	Wave 1 (US)	1,627.20	38.4%	624.84	2,252.04
66143843	Merch	Non-Exempt	Wave 1 (US)	1,627.20	38.4%	624.84	2,252.04
66154444	Merch	Non-Exempt	Wave 1 (US)	1,627.20	38.4%	624.84	2,252.04
21315312	Merch	Exempt	Wave 1 (US)	8,538.61	20.6%	1,761.52	10,300.13
34844746	Merch	Exempt	Wave 1 (US)	38,132.34	20.6%	7,866.70	45,999.04
46118857	Merch	Exempt	Wave 1 (US)	19,270.87	20.6%	3,975.58	23,246.45
51786960	Merch	Exempt	Wave 1 (US)	11,420.92	20.6%	2,356.14	13,777.06

April Payroll Data by PMN / EID

51887180	Merch	Exempt	Wave 1 (US)	8,546.97	20.6%	1,763.24	10,310.21
58609512	Merch	Exempt	Wave 1 (US)	12,073.85	20.6%	2,490.84	14,564.69
60223930	Merch	Exempt	Wave 1 (US)	5,726.06	20.6%	1,181.29	6,907.35
64318322	Merch	Non-Exempt	Wave 1 (US)	1,440.00	38.4%	552.96	1,992.96
54799176	Merch	Exempt	Wave 1 (US)	8,742.37	20.6%	1,803.55	10,545.92
65464752	Merch	Non-Exempt	Wave 1 (US)	1,440.00	38.4%	552.96	1,992.96
65783573	Merch	Exempt	Wave 1 (US)	8,749.39	20.6%	1,805.00	10,554.39
60342235	Merch - TSS	Exempt	Wave 1 (US)	9,686.76	20.6%	1,998.38	11,685.14
64533029	Merch - TSS	Non-Exempt	Wave 1 (US)	1,440.00	38.4%	552.96	1,992.96
65061061	Merch - TSS	Non-Exempt	Wave 1 (US)	1,440.00	38.4%	552.96	1,992.96
58149808	Merch - TSS	Exempt	Wave 2 (US)	5,500.00	20.6%	1,134.65	6,634.65
56115678	Merch - TSS	Exempt	Wave 1 (US)	3,115.75	20.6%	642.78	3,758.53
34499772	Merch - TSS	Exempt	Wave 1 (US)	23,646.61	20.6%	4,878.30	28,524.91
33798034	Merch - TSS	Exempt	Wave 1 (US)	19,968.57	20.6%	4,119.52	24,088.09
35469956	Merch - TSS	Non-Exempt	Wave 1 (US)	1,520.00	38.4%	583.68	2,103.68
37574886	Merch - TSS	Exempt	Wave 1 (US)	18,648.69	20.6%	3,847.22	22,495.91
39169628	Merch - TSS	Exempt	Wave 1 (US)	9,445.30	20.6%	1,948.57	11,393.87
39448683	Merch - TSS	Exempt	Wave 1 (US)	8,948.89	20.6%	1,846.16	10,795.05
39771027	Merch - TSS	Exempt	Wave 1 (US)	5,477.36	20.6%	1,129.98	6,607.34
45504263	Merch - TSS	Exempt	Wave 1 (US)	10,543.68	20.6%	2,175.16	12,718.84
47775531	Merch - TSS	Exempt	Wave 1 (US)	13,815.08	20.6%	2,850.05	16,665.13
48413975	Merch - TSS	Exempt	Wave 1 (US)	8,018.31	20.6%	1,654.18	9,672.49
48470835	Merch - TSS	Exempt	Wave 1 (US)	9,158.92	20.6%	1,889.49	11,048.41
48895635	Merch - TSS	Exempt	Wave 1 (US)	11,681.44	20.6%	2,409.88	14,091.32
49693294	Merch - TSS	Exempt	Wave 1 (US)	9,460.01	20.6%	1,951.60	11,411.61
51885515	Merch - TSS	Exempt	Wave 1 (US)	8,575.04	20.6%	1,769.03	10,344.07
55775951	Merch - TSS	Exempt	Wave 1 (US)	9,819.70	20.6%	2,025.80	11,845.50
56701766	Merch - TSS	Non-Exempt	Wave 1 (US)	1,671.20	38.4%	641.74	2,312.94
56710346	Merch - TSS	Exempt	Wave 1 (US)	5,213.92	20.6%	1,075.63	6,289.55
56737463	Merch - TSS	Exempt	Wave 1 (US)	11,058.07	20.6%	2,281.28	13,339.35
57713273	Merch - TSS	Exempt	Wave 1 (US)	4,963.61	20.6%	1,023.99	5,987.60
58098880	Merch - TSS	Exempt	Wave 1 (US)	7,294.03	20.6%	1,504.76	8,798.79
58149220	Merch - TSS	Exempt	Wave 1 (US)	5,753.52	20.6%	1,186.95	6,940.47
58149816	Merch - TSS	Exempt	Wave 1 (US)	7,151.65	20.6%	1,475.39	8,627.04
58279985	Merch - TSS	Non-Exempt	Wave 1 (US)	1,564.00	38.4%	600.58	2,164.58
58895046	Merch - TSS	Exempt	Wave 1 (US)	9,084.80	20.6%	1,874.19	10,958.99
59910364	Merch - TSS	Exempt	Wave 1 (US)	7,509.27	20.6%	1,549.16	9,058.43
59911115	Merch - TSS	Exempt	Wave 1 (US)	5,788.17	20.6%	1,194.10	6,982.27

April Payroll Data by PMN / EID

60013091	Merch - TSS	Exempt	Wave 1 (US)	3,972.62	20.6%	819.55	4,792.17
60295508	Merch - TSS	Exempt	Wave 1 (US)	6,424.60	20.6%	1,325.39	7,749.99
60903259	Merch - TSS	Exempt	Wave 1 (US)	5,581.98	20.6%	1,151.56	6,733.54
62120944	Merch - TSS	Non-Exempt	Wave 1 (US)	1,493.60	38.4%	573.54	2,067.14
62231386	Merch - TSS	Exempt	Wave 1 (US)	3,738.19	20.6%	771.19	4,509.38
62470448	Merch - TSS	Exempt	Wave 1 (US)	4,416.79	20.6%	911.18	5,327.97
62470588	Merch - TSS	Non-Exempt	Wave 1 (US)	1,572.00	38.4%	603.65	2,175.65
62878533	Merch - TSS	Exempt	Wave 1 (US)	4,594.35	20.6%	947.81	5,542.16
62878616	Merch - TSS	Exempt	Wave 1 (US)	5,544.35	20.6%	1,143.80	6,688.15
63973804	Merch - TSS	Non-Exempt	Wave 1 (US)	1,360.00	38.4%	522.24	1,882.24
64543515	Merch - TSS	Non-Exempt	Wave 1 (US)	1,480.00	38.4%	568.32	2,048.32
64635568	Merch - TSS	Exempt	Wave 1 (US)	3,661.27	20.6%	755.32	4,416.59
65034100	Merch - TSS	Exempt	Wave 1 (US)	3,322.82	20.6%	685.50	4,008.32
65260887	Merch - TSS	Non-Exempt	Wave 1 (US)	1,500.00	38.4%	576.00	2,076.00
25744574	Merch - TSS	Exempt	Wave 2 (US)	5,253.84	20.6%	1,083.87	6,337.71
37568763	Merch - TSS	Exempt	Wave 1 (US)	12,439.70	20.6%	2,566.31	15,006.01
27652734	Merch - TSS	Exempt	Wave 1 (US)	11,160.70	20.6%	2,302.45	13,463.15
57897779	Merch - TSS	Non-Exempt	Wave 1 (US)	1,576.00	38.4%	605.18	2,181.18
35632322	Stores	Exempt	Wave 1 (US)	7,409.37	20.6%	1,528.55	8,937.92
39287313	Stores	Exempt	Wave 1 (US)	18,534.48	20.6%	3,823.66	22,358.14
46704680	Stores	Exempt	Wave 1 (US)	6,213.27	20.6%	1,281.80	7,495.07
47826565	Stores	Exempt	Wave 1 (US)	9,672.23	20.6%	1,995.38	11,667.61
48877880	Stores	Exempt	Wave 1 (US)	7,142.42	20.6%	1,473.48	8,615.90
53772174	Stores	Exempt	Wave 1 (US)	8,803.20	20.6%	1,816.10	10,619.30
58253634	Stores	Exempt	Wave 1 (US)	6,058.36	20.6%	1,249.84	7,308.20
62717657	Stores	Exempt	Wave 1 (US)	4,707.46	20.6%	971.15	5,678.61
3017688	Stores	Exempt	Wave 3 (US)	21,823.08	20.6%	4,502.10	26,325.18
9624909	Stores	Exempt	Wave 3 (US)	18,492.30	20.6%	3,814.96	22,307.26
32465940	Stores	Exempt	Wave 3 (US)	9,469.24	20.6%	1,953.50	11,422.74
27952910	Stores	Exempt	Wave 2 (US)	6,130.76	20.6%	1,264.78	7,395.54
35780196	Stores	Exempt	Wave 2 (US)	6,661.54	20.6%	1,374.28	8,035.82
37502143	Stores	Exempt	Wave 2 (US)	7,684.62	20.6%	1,585.34	9,269.96
51909877	Stores	Exempt	Wave 2 (US)	7,730.76	20.6%	1,594.86	9,325.62
60183753	Stores	Exempt	Wave 2 (US)	6,161.54	20.6%	1,271.13	7,432.67
65323925	Stores	Exempt	Wave 1 (US)	7,229.31	20.6%	1,491.41	8,720.72
55729313	Target Properties	Exempt	Wave 2 (US)	8,307.70	20.6%	1,713.88	10,021.58
8056236	Target Properties	Exempt	Wave 2 (US)	7,984.62	20.6%	1,647.23	9,631.85
26122721	Target Properties	Exempt	Wave 2 (US)	9,723.08	20.6%	2,005.87	11,728.95



April Payroll Data by PMN / EID

32689846	Target Properties	Exempt	Wave 2 (US)	7,646.16	20.6%	1,577.40	9,223.56
16730533	Target Properties	Exempt	Wave 1 (US)	10,952.54	20.6%	2,259.51	13,212.05
29748613	Target Properties	Exempt	Wave 1 (US)	11,849.98	20.6%	2,444.65	14,294.63
34856138	Target Properties	Exempt	Wave 1 (US)	15,110.27	20.6%	3,117.25	18,227.52
45800372	Target Properties	Exempt	Wave 1 (US)	15,554.58	20.6%	3,208.91	18,763.49
51485878	Target Properties	Exempt	Wave 1 (US)	7,747.76	20.6%	1,598.36	9,346.12
52732591	Target Properties	Exempt	Wave 1 (US)	6,891.24	20.6%	1,421.66	8,312.90
56908205	Target Properties	Exempt	Wave 1 (US)	8,758.36	20.6%	1,806.85	10,565.21
58529900	Target Properties	Exempt	Wave 1 (US)	3,062.26	20.6%	631.74	3,694.00
60798741	Target Properties	Exempt	Wave 1 (US)	5,900.66	20.6%	1,217.31	7,117.97
60898053	Target Properties	Exempt	Wave 1 (US)	17,998.46	20.6%	3,713.08	21,711.54
62750088	Target Properties	Exempt	Wave 1 (US)	6,949.32	20.6%	1,433.64	8,382.96
65372096	Target Properties	Exempt	Wave 1 (US)	3,278.32	20.6%	676.32	3,954.64
9677063	Target Properties	Exempt	Wave 1 (US)	20,215.01	20.6%	4,170.36	24,385.37
39516810	Target Properties	Exempt	Wave 3 (US)	11,176.92	20.6%	2,305.80	13,482.72
46076006	Target Properties	Exempt	Wave 3 (US)	7,923.08	20.6%	1,634.53	9,557.61
9588716	Target Properties	Exempt	Wave 1 (US)	14,126.12	20.6%	2,914.22	17,040.34
18862961	Target Properties	Exempt	Wave 1 (US)	13,792.12	20.6%	2,845.31	16,637.43
46769162	Target Properties	Exempt	Wave 1 (US)	11,001.01	20.6%	2,269.51	13,270.52
63159818	Target Properties	Exempt	Wave 1 (US)	6,230.42	20.6%	1,285.34	7,515.76
64790074	Target Properties	Exempt	Wave 1 (US)	3,576.63	20.6%	737.86	4,314.49
51856292	Target Properties	Exempt	Wave 1 (US)	7,894.92	20.6%	1,628.72	9,523.64
56070899	Target Properties	Exempt	Wave 1 (US)	4,328.14	20.6%	892.90	5,221.04
56789563	Target Properties	Exempt	Wave 1 (US)	5,412.66	20.6%	1,116.63	6,529.29
57758070	Target Properties	Exempt	Wave 1 (US)	5,534.38	20.6%	1,141.74	6,676.12
64049406	Target Properties	Exempt	Wave 1 (US)	5,182.42	20.6%	1,069.13	6,251.55
58071051	Target Properties	Exempt	Wave 3 (US)	5,861.54	20.6%	1,209.24	7,070.78
9630104	TTS	Exempt	Wave 1 (US)	7,625.37	20.6%	1,573.11	9,198.48
48019822	TTS	Exempt	Wave 1 (US)	4,125.28	20.6%	851.05	4,976.33
22726434	TTS	Exempt	Wave 3 (US)	7,115.38	20.6%	1,467.90	8,583.28
54711965	TTS	Exempt	Wave 3 (US)	4,476.92	20.6%	923.59	5,400.51
55871479	TTS	Exempt	Wave 3 (US)	6,000.00	20.6%	1,237.80	7,237.80
58513391	TTS	Exempt	Wave 3 (US)	7,184.62	20.6%	1,482.19	8,666.81
65211674	TTS	Exempt	Wave 3 (US)	8,076.92	20.6%	1,666.27	9,743.19
9685876	TTS	Exempt	Wave 1 (US)	17,888.68	20.6%	3,690.43	21,579.11
27624006	TTS	Exempt	Wave 1 (US)	9,884.62	20.6%	2,039.20	11,923.82
33325853	TTS	Exempt	Wave 1 (US)	9,608.85	20.6%	1,982.31	11,591.16
39622782	TTS	Exempt	Wave 1 (US)	12,709.42	20.6%	2,621.95	15,331.37

April Payroll Data by PMN / EID

47065065	TTS	Exempt	Wave 1 (US)	4,346.99	20.6%	896.78	5,243.77
59759084	TTS	Exempt	Wave 1 (US)	18,081.40	20.6%	3,730.19	21,811.59
60523909	TTS	Exempt	Wave 1 (US)	6,894.65	20.6%	1,422.37	8,317.02
60563244	TTS	Exempt	Wave 1 (US)	8,330.76	20.6%	1,718.64	10,049.40
60945755	TTS	Exempt	Wave 1 (US)	8,038.46	20.6%	1,658.33	9,696.79
61868196	TTS	Exempt	Wave 1 (US)	11,439.20	20.6%	2,359.91	13,799.11
61919395	TTS	Exempt	Wave 1 (US)	9,593.99	20.6%	1,979.24	11,573.23
62827597	TTS	Exempt	Wave 1 (US)	11,969.40	20.6%	2,469.29	14,438.69
64421589	TTS	Exempt	Wave 1 (US)	7,430.33	20.6%	1,532.88	8,963.21
66163783	TTS	Exempt	Wave 1 (US)	5,538.46	20.6%	1,142.58	6,681.04
66200940	TTS	Exempt	Wave 1 (US)	4,360.06	20.6%	899.48	5,259.54
22736532	TTS	Exempt	Wave 1 (US)	13,674.49	20.6%	2,821.05	16,495.54
25327495	TTS	Exempt	Wave 1 (US)	9,078.31	20.6%	1,872.86	10,951.17
25343773	TTS	Exempt	Wave 1 (US)	28,442.31	20.6%	5,867.65	34,309.96
34612895	TTS	Exempt	Wave 1 (US)	7,020.56	20.6%	1,448.34	8,468.90
39768296	TTS	Exempt	Wave 1 (US)	11,374.62	20.6%	2,346.58	13,721.20
39773213	TTS	Exempt	Wave 1 (US)	4,856.25	20.6%	1,001.84	5,858.09
56853997	TTS	Exempt	Wave 1 (US)	9,478.78	20.6%	1,955.47	11,434.25
60200557	TTS	Exempt	Wave 1 (US)	7,244.87	20.6%	1,494.62	8,739.49
65479552	TTS	Exempt	Wave 1 (US)	7,170.92	20.6%	1,479.36	8,650.28
9631573	TTS	Exempt	Wave 2 (US)	9,007.70	20.6%	1,858.29	10,865.99
24950933	TTS	Exempt	Wave 2 (US)	8,982.69	20.6%	1,853.13	10,835.82
34860387	TTS	Exempt	Wave 2 (US)	5,359.62	20.6%	1,105.69	6,465.31
47665377	TTS	Exempt	Wave 2 (US)	6,876.92	20.6%	1,418.71	8,295.63
47775739	TTS	Exempt	Wave 2 (US)	5,313.47	20.6%	1,096.17	6,409.64
48409783	TTS	Exempt	Wave 2 (US)	6,178.85	20.6%	1,274.70	7,453.55
48791925	TTS	Exempt	Wave 2 (US)	5,642.31	20.6%	1,164.01	6,806.32
54956578	TTS	Exempt	Wave 2 (US)	13,615.38	20.6%	2,808.85	16,424.23
55231617	TTS	Exempt	Wave 2 (US)	10,076.92	20.6%	2,078.87	12,155.79
55865646	TTS	Exempt	Wave 2 (US)	5,434.62	20.6%	1,121.16	6,555.78
57344707	TTS	Exempt	Wave 2 (US)	4,542.30	20.6%	937.08	5,479.38
58017369	TTS	Exempt	Wave 2 (US)	9,638.46	20.6%	1,988.41	11,626.87
60669199	TTS	Exempt	Wave 2 (US)	4,494.23	20.6%	927.16	5,421.39
60739752	TTS	Exempt	Wave 2 (US)	5,561.54	20.6%	1,147.35	6,708.89
61680351	TTS	Exempt	Wave 2 (US)	8,207.70	20.6%	1,693.25	9,900.95
66033267	TTS	Exempt	Wave 2 (US)	6,057.69	20.6%	1,249.70	7,307.39
49157399	TTS	Exempt	Wave 1 (US)	19,481.82	20.6%	4,019.10	23,500.92
1925676	TTS	Exempt	Wave 3 (US)	10,853.84	20.6%	2,239.15	13,092.99

April Payroll Data by PMN / EID

9614207	TTS	Exempt	Wave 3 (US)	11,584.62	20.6%	2,389.91	13,974.53
9680778	TTS	Exempt	Wave 3 (US)	8,969.24	20.6%	1,850.35	10,819.59
22765853	TTS	Exempt	Wave 3 (US)	21,576.92	20.6%	4,451.32	26,028.24
22866156	TTS	Exempt	Wave 3 (US)	10,269.24	20.6%	2,118.54	12,387.78
23190705	TTS	Exempt	Wave 3 (US)	7,315.38	20.6%	1,509.16	8,824.54
24394108	TTS	Exempt	Wave 3 (US)	10,230.76	20.6%	2,110.61	12,341.37
25475666	TTS	Exempt	Wave 3 (US)	11,223.08	20.6%	2,315.32	13,538.40
25738725	TTS	Exempt	Wave 3 (US)	9,790.76	20.6%	2,019.83	11,810.59
32046476	TTS	Exempt	Wave 3 (US)	11,107.70	20.6%	2,291.52	13,399.22
32464810	TTS	Exempt	Wave 3 (US)	6,630.76	20.6%	1,367.93	7,998.69
32608390	TTS	Exempt	Wave 3 (US)	7,938.46	20.6%	1,637.70	9,576.16
32609190	TTS	Exempt	Wave 3 (US)	10,523.08	20.6%	2,170.91	12,693.99
32902231	TTS	Exempt	Wave 3 (US)	12,030.76	20.6%	2,481.95	14,512.71
33103706	TTS	Exempt	Wave 3 (US)	11,130.76	20.6%	2,296.28	13,427.04
34856187	TTS	Exempt	Wave 3 (US)	10,846.16	20.6%	2,237.56	13,083.72
35531383	TTS	Exempt	Wave 3 (US)	9,346.16	20.6%	1,928.11	11,274.27
35540228	TTS	Exempt	Wave 3 (US)	12,346.16	20.6%	2,547.01	14,893.17
39350681	TTS	Exempt	Wave 3 (US)	11,200.00	20.6%	2,310.56	13,510.56
47950662	TTS	Exempt	Wave 3 (US)	9,130.76	20.6%	1,883.68	11,014.44
50226430	TTS	Exempt	Wave 3 (US)	11,230.76	20.6%	2,316.91	13,547.67
54530845	TTS	Exempt	Wave 3 (US)	6,976.92	20.6%	1,439.34	8,416.26
56250095	TTS	Exempt	Wave 3 (US)	10,430.76	20.6%	2,151.87	12,582.63
58597154	TTS	Exempt	Wave 3 (US)	12,676.92	20.6%	2,615.25	15,292.17
59804567	TTS	Exempt	Wave 3 (US)	10,892.30	20.6%	2,247.08	13,139.38
59886531	TTS	Exempt	Wave 3 (US)	9,653.84	20.6%	1,991.59	11,645.43
59900399	TTS	Exempt	Wave 3 (US)	8,276.92	20.6%	1,707.53	9,984.45
59945501	TTS	Exempt	Wave 3 (US)	4,669.24	20.6%	963.26	5,632.50
60099512	TTS	Exempt	Wave 3 (US)	9,600.00	20.6%	1,980.48	11,580.48
60199858	TTS	Exempt	Wave 3 (US)	5,361.54	20.6%	1,106.09	6,467.63
60228988	TTS	Exempt	Wave 3 (US)	9,523.08	20.6%	1,964.61	11,487.69
60253614	TTS	Exempt	Wave 3 (US)	10,669.24	20.6%	2,201.06	12,870.30
60362175	TTS	Exempt	Wave 3 (US)	8,823.08	20.6%	1,820.20	10,643.28
60392701	TTS	Exempt	Wave 3 (US)	11,192.30	20.6%	2,308.97	13,501.27
60687365	TTS	Exempt	Wave 3 (US)	7,684.62	20.6%	1,585.34	9,269.96
60771441	TTS	Non-Exempt	Wave 3 (US)	4,250.88	38.4%	1,632.34	5,883.22
61097424	TTS	Exempt	Wave 3 (US)	8,507.70	20.6%	1,755.14	10,262.84
61512182	TTS	Exempt	Wave 3 (US)	8,000.00	20.6%	1,650.40	9,650.40
62706262	TTS	Exempt	Wave 3 (US)	7,000.00	20.6%	1,444.10	8,444.10

April Payroll Data by PMN / EID

62764378	TTS	Exempt	Wave 3 (US)	7,615.38	20.6%	1,571.05	9,186.43
64186109	TTS	Exempt	Wave 3 (US)	6,392.30	20.6%	1,318.73	7,711.03
64784184	TTS	Exempt	Wave 3 (US)	7,184.62	20.6%	1,482.19	8,666.81
65073181	TTS	Exempt	Wave 3 (US)	10,876.92	20.6%	2,243.91	13,120.83
65176208	TTS	Exempt	Wave 3 (US)	7,769.24	20.6%	1,602.79	9,372.03
25172818	TTS	Exempt	Wave 1 (US)	9,346.16	20.6%	1,928.11	11,274.27
27787134	TTS	Exempt	Wave 1 (US)	19,502.38	20.6%	4,023.34	23,525.72
47897996	TTS	Exempt	Wave 1 (US)	9,187.94	20.6%	1,895.47	11,083.41
50199298	TTS	Exempt	Wave 1 (US)	10,946.16	20.6%	2,258.19	13,204.35
51426567	TTS	Exempt	Wave 1 (US)	21,330.48	20.6%	4,400.48	25,730.96
54216544	TTS	Exempt	Wave 1 (US)	12,700.00	20.6%	2,620.01	15,320.01
56259336	TTS	Exempt	Wave 1 (US)	20,623.56	20.6%	4,254.64	24,878.20
6179436	TTS	Exempt	Wave 1 (US)	12,117.78	20.6%	2,499.90	14,617.68
9566027	TTS	Exempt	Wave 1 (US)	25,257.63	20.6%	5,210.65	30,468.28
9600958	TTS	Exempt	Wave 1 (US)	9,996.50	20.6%	2,062.28	12,058.78
9641754	TTS	Exempt	Wave 1 (US)	20,101.89	20.6%	4,147.02	24,248.91
9675075	TTS	Exempt	Wave 1 (US)	10,498.60	20.6%	2,165.86	12,664.46
9683640	TTS	Exempt	Wave 1 (US)	14,846.00	20.6%	3,062.73	17,908.73
13221999	TTS	Exempt	Wave 1 (US)	16,183.91	20.6%	3,338.74	19,522.65
16971087	TTS	Exempt	Wave 1 (US)	19,210.89	20.6%	3,963.21	23,174.10
22934350	TTS	Exempt	Wave 1 (US)	22,480.42	20.6%	4,637.71	27,118.13
23496169	TTS	Exempt	Wave 1 (US)	38,415.53	20.6%	7,925.12	46,340.65
24951519	TTS	Exempt	Wave 1 (US)	14,215.71	20.6%	2,932.70	17,148.41
26152389	TTS	Exempt	Wave 1 (US)	22,028.96	20.6%	4,544.57	26,573.53
29600640	TTS	Exempt	Wave 1 (US)	26,834.03	20.6%	5,535.86	32,369.89
32505307	TTS	Exempt	Wave 1 (US)	11,939.63	20.6%	2,463.15	14,402.78
45173747	TTS	Exempt	Wave 1 (US)	7,518.39	20.6%	1,551.04	9,069.43
46307369	TTS	Exempt	Wave 1 (US)	46,799.94	20.6%	9,654.83	56,454.77
56812985	TTS	Exempt	Wave 1 (US)	8,373.90	20.6%	1,727.54	10,101.44
58106238	TTS	Exempt	Wave 1 (US)	16,746.38	20.6%	3,454.78	20,201.16
59804559	TTS	Exempt	Wave 1 (US)	12,175.91	20.6%	2,511.89	14,687.80
60403961	TTS	Exempt	Wave 1 (US)	13,589.34	20.6%	2,803.48	16,392.82
60409034	TTS	Exempt	Wave 1 (US)	5,212.17	20.6%	1,075.27	6,287.44
60737103	TTS	Exempt	Wave 1 (US)	10,401.06	20.6%	2,145.74	12,546.80
61962668	TTS	Exempt	Wave 1 (US)	16,588.44	20.6%	3,422.20	20,010.64
64523467	TTS	Exempt	Wave 1 (US)	7,299.69	20.6%	1,505.93	8,805.62
64770944	TTS	Exempt	Wave 1 (US)	6,491.97	20.6%	1,339.29	7,831.26
65237794	TTS	Exempt	Wave 1 (US)	6,153.36	20.6%	1,269.44	7,422.80

April Payroll Data by PMN / EID

66095084	TTS	Exempt	Wave 1 (US)	7,623.45	20.6%	1,572.72	9,196.17
59090274	TTS	Exempt	Wave 2 (US)	8,492.30	20.6%	1,751.96	10,244.26
46589701	TTS	Exempt	Wave 3 (US)	8,561.54	20.6%	1,766.25	10,327.79
60490620	TTS	Exempt	Wave 3 (US)	7,269.24	20.6%	1,499.64	8,768.88
9654468	TTS	Exempt	Wave 1 (US)	11,367.29	20.6%	2,345.07	13,712.36
30384010	TTS	Exempt	Wave 1 (US)	12,246.16	20.6%	2,526.38	14,772.54
60142981	TTS	Exempt	Wave 1 (US)	16,827.36	20.6%	3,471.48	20,298.84
52238896	TTS	Exempt	Wave 1 (US)	23,944.11	20.6%	4,939.67	28,883.78
60314416	TTS	Exempt	Wave 2 (US)	9,115.38	20.6%	1,880.50	10,995.88
47898804	TTS	Exempt	Wave 3 (US)	10,584.62	20.6%	2,183.61	12,768.23
52836251	Merch	Exempt	India - Wave 2	1,319.14	20.6%	272.14	1,591.28
52865136	Merch	Exempt	India - Wave 2	940.62	20.6%	194.05	1,134.67
58506445	Merch	Exempt	India - Wave 2	364.12	20.6%	75.12	439.24
60669181	Merch	Exempt	India - Wave 2	223.64	20.6%	46.14	269.78
60669249	Merch	Exempt	India - Wave 2	198.07	20.6%	40.86	238.93
60691318	Merch	Exempt	India - Wave 2	209.69	20.6%	43.26	252.95
61178612	Merch	Exempt	India - Wave 2	196.69	20.6%	40.58	237.27
64245210	Merch	Exempt	India - Wave 2	32.59	20.6%	6.72	39.31
65027294	Merch	Exempt	India - Wave 2	233.32	20.6%	48.13	281.45
52840964	Merch	Exempt	India - Wave 2	1,429.53	20.6%	294.91	1,724.44
57033003	Merch	Exempt	India - Wave 2	1,024.14	20.6%	211.28	1,235.42
58017112	Merch	Exempt	India - Wave 2	559.56	20.6%	115.44	675.00
60312360	Merch	Exempt	India - Wave 2	504.49	20.6%	104.08	608.57
60321866	Merch	Exempt	India - Wave 2	508.96	20.6%	105.00	613.96
61950762	Merch	Exempt	India - Wave 2	426.95	20.6%	88.08	515.03
61994711	Merch	Exempt	India - Wave 2	426.95	20.6%	88.08	515.03
62341037	Merch	Exempt	India - Wave 2	7.85	20.6%	1.62	9.47
64236938	Merch	Exempt	India - Wave 2	54.74	20.6%	11.29	66.03
64241102	Merch	Exempt	India - Wave 2	331.52	20.6%	68.39	399.91
52827516	TTS	Exempt	India - Wave 2	11,259.03	20.6%	2,322.74	13,581.77
65937088	TTS	Exempt	India - Wave 2	2,374.46	20.6%	489.85	2,864.31
52901188	TTS	Exempt	India - Wave 3	2,626.85	20.6%	541.92	3,168.77
52826922	Finance	Exempt	India - Wave 2	1,196.54	20.6%	246.85	1,443.39
52897584	Finance	Exempt	India - Wave 3	1,292.07	20.6%	266.55	1,558.62
53193850	Finance	Exempt	India - Wave 3	1,821.07	20.6%	375.69	2,196.76
53979241	Finance	Exempt	India - Wave 3	800.70	20.6%	165.18	965.88
54026497	Finance	Exempt	India - Wave 3	700.95	20.6%	144.61	845.56
55675433	Finance	Exempt	India - Wave 3	554.97	20.6%	114.49	669.46



April Payroll Data by PMN / EID

55677827	Finance	Exempt	India - Wave 2	482.81	20.6%	99.60	582.41
55699557	Finance	Exempt	India - Wave 3	647.27	20.6%	133.53	780.80
55712970	Finance	Exempt	India - Wave 3	550.65	20.6%	113.60	664.25
55962294	Finance	Exempt	India - Wave 3	539.96	20.6%	111.39	651.35
56779226	Finance	Exempt	India - Wave 3	332.74	20.6%	68.64	401.38
57311466	Finance	Exempt	India - Wave 3	324.34	20.6%	66.91	391.25
59367664	Finance	Exempt	India - Wave 3	667.53	20.6%	137.71	805.24
59836585	Finance	Exempt	India - Wave 2	487.56	20.6%	100.58	588.14
59998393	Finance	Exempt	India - Wave 2	429.91	20.6%	88.69	518.60
60390762	Finance	Exempt	India - Wave 3	354.59	20.6%	73.15	427.74
60445608	Finance	Exempt	India - Wave 3	399.14	20.6%	82.34	481.48
60445616	Finance	Exempt	India - Wave 3	344.50	20.6%	71.07	415.57
60445632	Finance	Exempt	India - Wave 2	417.87	20.6%	86.21	504.08
60681426	Finance	Exempt	India - Wave 3	629.91	20.6%	129.95	759.86
60691292	Finance	Exempt	India - Wave 3	482.92	20.6%	99.63	582.55
60696929	Finance	Exempt	India - Wave 3	546.33	20.6%	112.71	659.04
60703733	Finance	Exempt	India - Wave 3	547.82	20.6%	113.02	660.84
60766466	Finance	Exempt	India - Wave 3	635.48	20.6%	131.10	766.58
60772662	Finance	Exempt	India - Wave 3	768.62	20.6%	158.57	927.19
60853082	Finance	Exempt	India - Wave 3	565.63	20.6%	116.69	682.32
60923992	Finance	Exempt	India - Wave 3	452.23	20.6%	93.30	545.53
60924016	Finance	Exempt	India - Wave 3	436.27	20.6%	90.00	526.27
62075130	Finance	Exempt	India - Wave 3	1,222.18	20.6%	252.14	1,474.32
62213202	Finance	Exempt	India - Wave 3	324.34	20.6%	66.91	391.25
62230222	Finance	Exempt	India - Wave 3	324.34	20.6%	66.91	391.25
62965389	Finance	Exempt	India - Wave 3	995.18	20.6%	205.31	1,200.49
63124028	Finance	Exempt	India - Wave 3	10.84	20.6%	2.24	13.08
52840048	EBI	Exempt	India - Wave 2	2,016.73	20.6%	416.05	2,432.78
52862331	EBI	Exempt	India - Wave 2	2,325.79	20.6%	479.81	2,805.60
52884624	EBI	Exempt	India - Wave 2	1,382.66	20.6%	285.24	1,667.90
52955564	EBI	Exempt	India - Wave 2	3,265.63	20.6%	673.70	3,939.33
53874491	EBI	Exempt	India - Wave 2	1,242.17	20.6%	256.26	1,498.43
53902052	EBI	Exempt	India - Wave 2	4,152.12	20.6%	856.58	5,008.70
54210554	EBI	Exempt	India - Wave 2	1,522.78	20.6%	314.15	1,836.93
56464688	EBI	Exempt	India - Wave 2	3,661.21	20.6%	755.31	4,416.52
58219965	EBI	Exempt	India - Wave 2	920.39	20.6%	189.88	1,110.27
63943492	EBI	Exempt	India - Wave 2	1,319.14	20.6%	272.14	1,591.28
64658735	EBI	Exempt	India - Wave 2	1,517.01	20.6%	312.96	1,829.97

April Payroll Data by PMN / EID

65154270	EBI	Exempt	India - Wave 2	1,174.04	20.6%	242.20	1,416.24
65603979	EBI	Exempt	India - Wave 2	855.32	20.6%	176.45	1,031.77
53273702	EBI	Exempt	India - Wave 2	2,327.44	20.6%	480.15	2,807.59
62512587	EBI	Exempt	India - Wave 2	629.23	20.6%	129.81	759.04
52873924	EBI	Exempt	India - Wave 2	4,111.61	20.6%	848.23	4,959.84
52861804	TTS	Exempt	India - Wave 2	1,780.13	20.6%	367.24	2,147.37
58645201	TTS	Exempt	India - Wave 2	2,731.14	20.6%	563.43	3,294.57
61660221	TTS	Exempt	India - Wave 2	2,078.32	20.6%	428.76	2,507.08
58065095	TTS	Exempt	India - Wave 2	3,098.79	20.6%	639.28	3,738.07
52861598	Merch	Exempt	India - Wave 2	2,099.93	20.6%	433.22	2,533.15
52897618	Merch	Exempt	India - Wave 2	1,251.06	20.6%	258.09	1,509.15
52898038	Merch	Exempt	India - Wave 2	1,079.25	20.6%	222.65	1,301.90
60543261	Merch	Exempt	India - Wave 2	545.61	20.6%	112.56	658.17
63982045	Merch	Exempt	India - Wave 2	522.38	20.6%	107.77	630.15
65174526	Merch	Exempt	India - Wave 2	1,411.49	20.6%	291.19	1,702.68
62128970	TP	Exempt	India - Wave 2	365.08	20.6%	75.32	440.40
62228002	TP	Exempt	India - Wave 2	427.40	20.6%	88.17	515.57
57824724	TTS	Exempt	India - Wave 2	1,150.43	20.6%	237.33	1,387.76
56601529	TTS	Exempt	India - Wave 2	1,044.88	20.6%	215.56	1,260.44
56311301	TTS	Exempt	India - Wave 3	2,969.97	20.6%	612.70	3,582.67
56718513	TTS	Exempt	India - Wave 2	1,029.50	20.6%	212.39	1,241.89
58121278	TTS	Exempt	India - Wave 3	3,414.75	20.6%	704.46	4,119.21
58264342	TTS	Exempt	India - Wave 3	4,184.39	20.6%	863.24	5,047.63
58325531	TTS	Exempt	India - Wave 2	905.14	20.6%	186.73	1,091.87
59843128	TTS	Exempt	India - Wave 2	3,845.31	20.6%	793.29	4,638.60
60298437	TTS	Exempt	India - Wave 3	2,820.85	20.6%	581.94	3,402.79
60409117	TTS	Exempt	India - Wave 3	2,177.75	20.6%	449.27	2,627.02
60648441	TTS	Exempt	India - Wave 2	3,064.83	20.6%	632.27	3,697.10
60887114	TTS	Exempt	India - Wave 2	2,042.14	20.6%	421.29	2,463.43
63994990	TTS	Exempt	India - Wave 2	4,534.27	20.6%	935.42	5,469.69
64271018	TTS	Exempt	India - Wave 3	1,912.75	20.6%	394.60	2,307.35
64685522	TTS	Exempt	India - Wave 2	2,869.14	20.6%	591.90	3,461.04
64890213	TTS	Exempt	India - Wave 2	2,123.83	20.6%	438.15	2,561.98
65078438	TTS	Exempt	India - Wave 2	2,308.50	20.6%	476.24	2,784.74
65390486	TTS	Exempt	India - Wave 3	2,110.63	20.6%	435.42	2,546.05
60298445	TTS	Exempt	India - Wave 3	20,034.88	20.6%	4,133.20	24,168.08
61082095	TTS	Exempt	India - Wave 2	12,982.01	20.6%	2,678.19	15,660.20
52825544	Finance	Exempt	India - Wave 2	1,094.75	20.6%	225.85	1,320.60

April Payroll Data by PMN / EID

56471634	EBI	Exempt	India - Wave 2	1,367.41	20.6%	282.10	1,649.51
51138261	TTS	Exempt	India - Wave 2	4,410.44	20.6%	909.87	5,320.31
52901204	TTS	Exempt	India - Wave 2	1,359.91	20.6%	280.55	1,640.46
54026513	Finance	Exempt	India - Wave 2	706.80	20.6%	145.81	852.61
60681376	Finance	Exempt	India - Wave 2	548.67	20.6%	113.19	661.86
58033861	Finance	Exempt	India - Wave 2	329.22	20.6%	67.92	397.14
53339354	TTS	Exempt	India - Wave 2	1,123.31	20.6%	231.74	1,355.05
52862364	EBI	Exempt	India - Wave 2	1,408.65	20.6%	290.60	1,699.25
57755928	HR	Exempt	India - Wave 2	573.26	20.6%	118.26	691.52
58227083	HR	Exempt	India - Wave 3	545.73	20.6%	112.58	658.31
58355223	HR	Exempt	India - Wave 2	1,513.63	20.6%	312.26	1,825.89
58656950	HR	Exempt	India - Wave 2	503.16	20.6%	103.80	606.96
59367649	HR	Exempt	India - Wave 3	533.01	20.6%	109.96	642.97
60355757	HR	Exempt	India - Wave 2	456.26	20.6%	94.13	550.39
62774799	HR	Exempt	India - Wave 2	341.16	20.6%	70.38	411.54
64692809	HR	Exempt	India - Wave 2	324.34	20.6%	66.91	391.25
64692817	HR	Exempt	India - Wave 2	331.34	20.6%	68.36	399.70
64697907	HR	Exempt	India - Wave 2	324.34	20.6%	66.91	391.25
65113524	HR	Exempt	India - Wave 2	324.34	20.6%	66.91	391.25
52842663	Marketing	Exempt	India - Wave 2	800.38	20.6%	165.12	965.50
58302472	Marketing	Exempt	India - Wave 2	767.13	20.6%	158.26	925.39
60424371	Marketing	Exempt	India - Wave 2	515.63	20.6%	106.37	622.00
60424389	Marketing	Exempt	India - Wave 2	622.63	20.6%	128.45	751.08
60435021	Marketing	Exempt	India - Wave 2	1,160.01	20.6%	239.31	1,399.32
60732799	Marketing	Exempt	India - Wave 2	581.43	20.6%	119.95	701.38
60732849	Marketing	Exempt	India - Wave 2	537.50	20.6%	110.89	648.39
61044632	Marketing	Exempt	India - Wave 2	544.51	20.6%	112.33	656.84
63877617	Marketing	Exempt	India - Wave 2	544.81	20.6%	112.39	657.20
60220407	Marketing	Exempt	India - Wave 2	680.60	20.6%	140.41	821.01
60669173	Marketing	Exempt	India - Wave 2	516.13	20.6%	106.48	622.61
63994966	Marketing	Exempt	India - Wave 2	700.47	20.6%	144.51	844.98
64168669	Marketing	Exempt	India - Wave 2	501.28	20.6%	103.41	604.69
52941564	Finance	Exempt	India - Wave 3	2,697.59	20.6%	556.51	3,254.10
58302571	Finance	Exempt	India - Wave 3	331.74	20.6%	68.44	400.18
58334715	TTS	Exempt	India - Wave 3	759.39	20.6%	156.66	916.05
52834215	TTS	Exempt	India - Wave 2	1,572.80	20.6%	324.47	1,897.27
52840345	TTS	Exempt	India - Wave 2	1,356.77	20.6%	279.90	1,636.67
52840873	TTS	Exempt	India - Wave 2	15,562.70	20.6%	3,210.59	18,773.29



April Payroll Data by PMN / EID

30655427 TTS

Exempt

Wave 1 (US)

21,686.28  
**4,992,211.15**

20.6%

4,473.88  
**1,056,118.23**

26,160.16  
**6,048,329.38**

Target Corp.  
 Financial Reporting  
 Cross Charge Line Items (Expats and Other)  
 Month Ended 4/4/15

						FR Formatted	
Cost Center	Company code	G/L Account Description	G/L Account	MTD Actual	SAP Account Group (ARR)	Reporting Category	Debit/Credit Amount
93627100	1114	RELOCATION EXPENSE	7110110	1,084,356.24	Relocation	Expat Relocation	1,084,356.24 6
93627100	1114	MINIMUM RENT	7162120	158,329.16	Occupancy	Expat Rent	158,329.16 5
93627200	1114	POSTAGE	7062180	9.63	Services Purchased	Other	9.63
93627900	1115	POSTAGE	7062180	40.44	Services Purchased	Other	40.44
93627600	1073	SEMINARS/CONFERENCES	7080110	400.00	Prof. Dev.	Other	400.00
93627200	1114	PROFDUES/MEMBER/SUBS	7080130	166.00	Prof. Dev.	Other	166.00
93627200	1114	TM MEALS/ENTERTAINMT	7120110	48.40	T&E	Other	48.40
93627200	1114	OTH MEALS/ENTERTAIN	7120120	95.91	T&E	Other	95.91
93641000	1081	AIRFARE	7120130	628.09	T&E	Other	628.09
93627200	1114	TRAVEL EXPENSES	7120140	669.37	T&E	Other	669.37
93627200	1114	MILE/PARK REIMB EXP	7120150	135.91	T&E	Other	135.91
93627600	1073	MILE/PARK REIMB EXP	7120150	50.44	T&E	Other	50.44
93627800	1113	MILE/PARK REIMB EXP	7120150	33.37	T&E	Other	33.37
93627200	1114	CAR RENTAL	7120160	96.88	T&E	Other	96.88
93627800	1113	FOREIGN AIRFARE	7120170	1,158.25	T&E	Other	1,158.25
93627200	1114	FOREIGN TRAVEL EXP	7120180	200.69	T&E	Other	200.69
93627800	1113	FOREIGN TRAVEL EXP	7120180	503.61	T&E	Other	503.61
93627200	1114	FOREIGN MEALS/ENTERT	7120190	41.68	T&E	Other	41.68
93627800	1113	FOREIGN MEALS/ENTERT	7120190	23.19	T&E	Other	23.19
93627200	1114	DATA NETWORK EXPENSE	7140110	4.29	Communications	Other	4.29
93627200	1114	CELL PHONE EXPENSE	7140140	3,558.03	Communications	Other	3,558.03
93627400	1001	CELL PHONE EXPENSE	7140140	283.24	Communications	Other	283.24
93627600	1073	CELL PHONE EXPENSE	7140140	137.76	Communications	Other	137.76
93627700	1112	CELL PHONE EXPENSE	7140140	167.54	Communications	Other	167.54
93627800	1113	CELL PHONE EXPENSE	7140140	5,984.98	Communications	Other	5,984.98
93627900	1115	CELL PHONE EXPENSE	7140140	941.17	Communications	Other	941.17
93627100	1114	ARMORED CAR EXPENSE	7062140	3,808.11	Services Purchased	Other	3,808.11
93627100	1114	CNTRLBLE SRVCS PURCH	7062405	1,607.50	Services Purchased	Other	1,607.50
93627100	1114	TM MEALS/ENTERTAINMT	7120110	0.92	T&E	Other	0.92
93627100	1114	OTH MEALS/ENTERTAIN	7120120	19.29	T&E	Other	19.29
93627100	1114	AIRFARE	7120130	130.00	T&E	Other	130.00
93627100	1114	TRAVEL EXPENSES	7120140	16,361.71	T&E	Other	16,361.71

1,242,685.40
--------------

Target Corp.

Financial Reporting

Cross Charge Line Items (Expats and Other)

Month Ended 4/4/15

93627100	1114	MILE/PARK REIMB EXP	7120150	1,176.10	T&E	Other	1,176.10
93627100	1114	CAR RENTAL	7120160	1,156.95	T&E	Other	1,156.95
93627100	1114	FOREIGN TRAVEL EXP	7120180	106.54	T&E	Other	106.54
Payroll - (fro 93627100	1114	CNTRL INTRA/C CHRGE	7210135	221.25	Intracompany	Other	221.25
				1,424.58	Adj	Other	1,424.58
93204000	1114	CELL PHONE EXPENSE	7140140	84.48	Communications	Other	84.48
93203000	1114	OTHER PROF SERV	7070220	258.00	Prof. Serv.	Other	258.00
93203000	1114	OTH MEALS/ENTERTAIN	7120120	33.14	T&E	Other	33.14
93203000	1114	AIRFARE	7120130	1,654.20	T&E	Other	1,654.20
93203000	1114	TRAVEL EXPENSES	7120140	137.00	T&E	Other	137.00
93203000	1114	CAR RENTAL	7120160	2,387.65	T&E	Other	2,387.65
93203000	1114	FOREIGN AIRFARE	7120170	1,019.07	T&E	Other	1,019.07
93203000	1114	FOREIGN TRAVEL EXP	7120180	9,003.02	T&E	Other	9,003.02
93203000	1114	FOREIGN MEALS/ENTERT	7120190	406.41	T&E	Other	406.41
93203000	1114	DATA NETWORK EXPENSE	7140110	141.11	Communications	Other	141.11
93203000	1114	CELL PHONE EXPENSE	7140140	5,059.57	Communications	Other	5,059.57
93410000	1114	TM MEALS/ENTERTAINMT	7120110	8.45	T&E	Other	8.45
93201000	1115	OFFICE SUPPLIES	7040110	70.53	Supplies	Other	70.53
93210000	1113	FREIGHT EXPENSE	7062220	13.25	Services Purchased	Other	13.25
82110178	1149	BANK SERVICE CHARGES	7063110	100.39	Services Purchased	Other	100.39
82110180	1151	BANK SERVICE CHARGES	7063110	231.77	Services Purchased	Other	231.77
93214000	1114	AIRFARE	7120130	41,150.00	T&E	Other	41,150.00
93214000	1114	CELL PHONE EXPENSE	7140140	224.20	Communications	Other	224.20
82110077	1131	BANK SERVICE CHARGES	7063110	195.00	Services Purchased	Other	195.00
93218000	1129	BANK SERVICE CHARGES	7063110	46.67	Services Purchased	Other	46.67
93261000	1066	OTHER PROF SERV	7070220	(598.00)	Prof. Serv.	Other	(598.00)
93416000	1001	PRINTING/DUPLICATING	7062200	210.75	Services Purchased	Other	210.75
93416000	1001	OTH MEALS/ENTERTAIN	7120120	62.20	T&E	Other	62.20
93416000	1001	AIRFARE	7120130	978.88	T&E	Other	978.88
93416000	1001	TRAVEL EXPENSES	7120140	337.17	T&E	Other	337.17
93202000	1114	MILE/PARK REIMB EXP	7120150	20.58	T&E	Other	20.58
93416000	1001	MILE/PARK REIMB EXP	7120150	96.04	T&E	Other	96.04
93202000	1114	FOREIGN AIRFARE	7120170	260.13	T&E	Other	260.13
93202000	1114	CELL PHONE EXPENSE	7140140	557.28	Communications	Other	557.28
93416000	1001	CELL PHONE EXPENSE	7140140	248.25	Communications	Other	248.25
93209000	1113	PROFDUES/MEMBER/SUBS	7080130	395.00	Prof. Dev.	Other	395.00
93209000	1113	AIRFARE	7120130	415.27	T&E	Other	415.27

Target Corp.

Financial Reporting

Cross Charge Line Items (Expats and Other)

Month Ended 4/4/15

93209000	1113 TRAVEL EXPENSES	7120140	5.00	T&E	Other	5.00
93209000	1113 MILE/PARK REIMB EXP	7120150	132.00	T&E	Other	132.00
93209000	1113 FOREIGN AIRFARE	7120170	2,864.41	T&E	Other	2,864.41
93209000	1113 FOREIGN TRAVEL EXP	7120180	199.05	T&E	Other	199.05
93209000	1113 DATA NETWORK EXPENSE	7140110	50.00	Communications	Other	50.00
93209000	1113 CELL PHONE EXPENSE	7140140	519.73	Communications	Other	519.73
93252000	1114 OPERATING SUPPLIES	7040220	45.00	Supplies	Other	45.00
93252000	1114 OTH MEALS/ENTERTAIN	7120120	80.78	T&E	Other	80.78
93252000	1114 AIRFARE	7120130	842.73	T&E	Other	842.73
93252000	1114 TRAVEL EXPENSES	7120140	1,000.15	T&E	Other	1,000.15
93252000	1114 MILE/PARK REIMB EXP	7120150	81.00	T&E	Other	81.00
93252000	1114 CELL PHONE EXPENSE	7140140	136.23	Communications	Other	136.23
93208000	1113 CELL PHONE EXPENSE	7140140	62.88	Communications	Other	62.88
93499000	1113 CELL PHONE EXPENSE	7140140	55.73	Communications	Other	55.73
93208000	1113 TM MEALS/ENTERTAINMT	7120110	9.09	T&E	Other	9.09
93208000	1113 AIRFARE	7120130	(433.99)	T&E	Other	(433.99)
93208000	1113 TRAVEL EXPENSES	7120140	885.12	T&E	Other	885.12
93260000	1113 OTHER SERVC PURCH	7062420	114,607.29	Services Purchased	Other	114,607.29
91300500	1072 OTHER PROF SERV	7070220	3,182.67	Prof. Serv.	Other	3,182.67
91300500	1072 TRAVEL EXPENSES	7120140	(2,670.95)	T&E	Other	(2,670.95)
91300500	1072 FOREIGN AIRFARE	7120170	1,182.48	T&E	Other	1,182.48
91300500	1072 FOREIGN MEALS/ENTERT	7120190	(446.22)	T&E	Other	(446.22)
91327000	1072 OTHER PROF SERV	7070220	12.50	Prof. Serv.	Other	12.50
91400500	1072 OTHER PROF SERV	7070220	5,023.22	Prof. Serv.	Other	5,023.22
91327000	1072 TRAVEL EXPENSES	7120140	4.84	T&E	Other	4.84
91327000	1072 FOREIGN TRAVEL EXP	7120180	(5,000.00)	T&E	Other	(5,000.00)
91306200	1072 OTHER PROF SERV	7070220	20.66	Prof. Serv.	Other	20.66
91306200	1072 TRAVEL EXPENSES	7120140	366.10	T&E	Other	366.10
91306200	1072 FOREIGN TRAVEL EXP	7120180	(9,425.00)	T&E	Other	(9,425.00)
91106300	1072 OTH MEALS/ENTERTAIN	7120120	143.78	T&E	Other	143.78
91106300	1072 TRAVEL EXPENSES	7120140	10.89	T&E	Other	10.89
91106300	1072 TELECOM EXP	7140170	15.40	Communications	Other	15.40
91111400	1072 OTHER PROF SERV	7070220	12.50	Prof. Serv.	Other	12.50
91111400	1072 TRAVEL EXPENSES	7120140	315.20	T&E	Other	315.20
91111400	1072 FOREIGN TRAVEL EXP	7120180	2,139.69	T&E	Other	2,139.69

Target Corp.

Financial Reporting

Cross Charge Line Items (Expats and Other)

Month Ended 4/4/15

91111400	1072 FOREIGN MEALS/ENTERT	7120190	253.84	T&E	Other	253.84	
91311100	1072 TRAVEL EXPENSES	7120140	104.84	T&E	Other	104.84	
91311100	1072 DATA NETWORK EXPENSE	7140110	27.18	Communications	Other	27.18	
91311100	1072 TELECOM EXP	7140170	(274.68)	Communications	Other	(274.68)	
91118110	1072 DATA NETWORK EXPENSE	7140110	54.37	Communications	Other	54.37	
91306100	1072 PRINTING/DUPLICATING	7062200	6.47	Services Purchased	Other	6.47	
91306100	1072 FOREIGN HOUSING	7120220	3,124.98	T&E	Other	3,124.98	
91306100	1072 DATA NETWORK EXPENSE	7140110	27.18	Communications	Other	27.18	
99346600	1113 CELL PHONE EXPENSE	7140140	40.87	Communications	Other	40.87	
91306100	1072 TELECOM EXP	7140170	154.04	Communications	Other	154.04	
91306100	1072 OTHER PROF SERV	7070220	655.52	Prof. Serv.	Other	655.52	
99346600	1113 AIRFARE	7120130	1,349.05	T&E	Other	1,349.05	
91306100	1072 TRAVEL EXPENSES	7120140	444.16	T&E	Other	444.16	
99346600	1113 FOREIGN AIRFARE	7120170	960.26	T&E	Other	960.26	
			(1,684.56)	v2 adj	Other	(1,684.56)	227,872.76
						1,242,685.40	1,242,685.40

Target Corp.  
 Financial Reporting  
 Disc Ops Expense GL Line Items (Shared Services Expat Expenses Only)  
 Month Ended 4/4/2015

GL Accounts Line Items

G/L Account	Acct Name	Company code	Co Code	Item Text	Debit/Credit Amount		Debit/Credit Amount
					Debit/Credit Amount	Reporting Category	
9030100	DISC OPS	1114	Target Enterprise, Inc.	Payroll/Expat OSR Tax Pymt	\$-524,438.48	Expat Taxes	-524,438.48
9030100	DISC OPS	1114	Target Enterprise, Inc.	Payroll/Expat OSR Tax Pymt	\$279,423.08	Expat Taxes	279,423.08
9030100	DISC OPS	1114	Target Enterprise, Inc.	#	\$5,172.75	Expat Taxes	5,172.75
9030100	DISC OPS	1114	Target Enterprise, Inc.	#	\$364,874.16	Expat Taxes	364,874.16
9030100	DISC OPS	1114	Target Enterprise, Inc.	#	\$0.78	Expat Taxes	0.78
9030100	DISC OPS	1114	Target Enterprise, Inc.	#	\$12,785.73	Expat Taxes	12,785.73
9030100	DISC OPS	1114	Target Enterprise, Inc.	#	\$12,785.73	Expat Taxes	12,785.73
9030100	DISC OPS	1114	Target Enterprise, Inc.	#	\$350.22	Expat Taxes	350.22
9030100	DISC OPS	1114	Target Enterprise, Inc.	#	\$350.22	Expat Taxes	350.22
9030100	DISC OPS	1114	Target Enterprise, Inc.	#	\$347.40	Expat Taxes	347.40
9030100	DISC OPS	1114	Target Enterprise, Inc.	#	\$2,705.73	Expat Taxes	2,705.73
9030100	DISC OPS	1114	Target Enterprise, Inc.	#	\$9,251.60	Expat Taxes	9,251.60
9030100	DISC OPS	1114	Target Enterprise, Inc.	#	\$264,889.62	Expat Taxes	264,889.62
9030100	DISC OPS	1114	Target Enterprise, Inc.	#	\$187,982.55	Expat Taxes	187,982.55
9030100	DISC OPS	1114	Target Enterprise, Inc.	#	\$637.13	Expat Taxes	637.13
9030100	DISC OPS	1114	Target Enterprise, Inc.	#	\$267,293.33	Expat Taxes	267,293.33
9030100	DISC OPS	1114	Target Enterprise, Inc.	#	\$9,335.55	Expat Taxes	9,335.55
9030100	DISC OPS	1114	Target Enterprise, Inc.	#	\$2,730.28	Expat Taxes	2,730.28
9030100	DISC OPS	1114	Target Enterprise, Inc.	#	\$350.55	Expat Taxes	350.55
9030100	DISC OPS	1114	Target Enterprise, Inc.	#	\$-0.78	Expat Taxes	-0.78
9030100	DISC OPS	1114	Target Enterprise, Inc.	#	\$-12,785.73	Expat Taxes	-12,785.73
9030100	DISC OPS	1114	Target Enterprise, Inc.	#	\$-350.22	Expat Taxes	-350.22
9030100	DISC OPS	1001	Target Corporation	PAYROLL/ EXPAT RENT RECLASS	\$-4,533.97	Expat Rent	-4,533.97
9030100	DISC OPS	1001	Target Corporation	PAYROLL/ EXPAT SALARY RECLASS	\$458,197.11	Expat Salary	458,197.11
9030100	DISC OPS	1001	Target Corporation	Payroll/Expat Hypo Tax Reclass	\$216,491.03	Expat Taxes	216,491.03
9030100	DISC OPS	1001	Target Corporation	Payroll/Expat Hypo Tax Reclass	\$-865,417.15	Expat Taxes	-865,417.15
9030100	DISC OPS	1113	Target Corporate Svcs Inc	PAYROLL/ EXPAT SALARY RECLASS	\$9,134.62	Expat Salary	9,134.62
9030100	DISC OPS	1113	Target Corporate Svcs Inc	Payroll/Expat Hypo Tax	\$-181,861.33	Expat Taxes	-181,861.33
9030100	DISC OPS	1113	Target Corporate Svcs Inc	PAYROLL/ EXPAT SALARY RECLASS	\$111,345.54	Expat Salary	111,345.54
9030100	DISC OPS	1114	Target Enterprise, Inc.	PAYROLL/ EXPAT RENT RECLASS	\$-703.74	Expat Rent	-703.74
9030100	DISC OPS	1114	Target Enterprise, Inc.	Payroll/Expat Hypo Tax	\$-670,101.90	Expat Taxes	-670,101.90
9030100	DISC OPS	1114	Target Enterprise, Inc.	PAYROLL/ EXPAT SALARY RECLASS	\$324,327.00	Expat Salary	324,327.00
9030100	DISC OPS	1115	Target General Merch Inc	Payroll/Expat Hypo Tax	\$-14,221.79	Expat Taxes	-14,221.79
9030100	DISC OPS	1001	Target Corporation	FINRPTG/Expats AR March	\$-286,074.96	Expats Reimbursable	-286,074.96
9030100	DISC OPS	1113	Target Corporate Svcs Inc	FINRPTG/Expats AR March	\$-109,723.05	Expats Reimbursable	-109,723.05
9030100	DISC OPS	1114	Target Enterprise, Inc.	FINRPTG/Expats AR March	\$-234,674.88	Expats Reimbursable	-234,674.88
							<b>(364,126.27)</b>

Row Labels	Sum of Debit/Credit Amount
Expat Taxes	(631,420) 4
Expat Rent	(5,238) 5
Expat Salary	903,004
Expats Reimbursable	(630,473) Excludes Benefits
<b>Grand Total</b>	<b>(364,126)</b>

Expat Salary: 903,004      Expat Payroll Reimbursed: (630,473)      See NOTE 3  
 NOTE: The difference between the reimbursed salary portion for expats and total expat entries per GL are primarily related to goods and services allowance.

**Payroll & Benefits - March ME**

<b>Wave (Segment)</b>	<b>Base Payroll</b>	<b>Benefits</b>	<b>Total</b>
Wave 1 (US)	2,875,137.19	616,267.96	3,491,405.15
Wave 2 (US)	707,259.20	155,307.02	862,566.22
Wave 3 (US)	1,071,440.75	236,487.39	1,307,928.14
<b>Total (US)</b>	<b>4,653,837.14</b>	<b>1,008,062.37</b>	<b>5,661,899.51</b>
Wave 2 (India)	157,691.73	32,531.80	190,223.54
Wave 3 (India)	64,392.81	13,284.24	77,677.05
<b>Total (India)</b>	<b>222,084.55</b>	<b>45,816.04</b>	<b>267,900.59</b>
<b>Total - (US &amp; India)</b>	<b>4,875,921.69</b>	<b>1,053,878.41</b>	<b>5,929,800.10</b>

**Notes:** \$ relate to US PMN from KEH master list (2.1.15); India PMN reference updated list received 2.19

**\*\*Does not include \$ related to Expat population \*\***

(a) Payroll references \$ for March month end for Exempt, Non-Exempt, and OT Payroll

(b) Benefits assumes 20.63% for exempt; 38.4% for nonexempt payroll respectively



March Payroll Data by PMN/EID

<b>Assumptions:</b>	
<b>Benefits - Exempt</b>	<b>20.6%</b>
<b>Benefits - NonExempt</b>	<b>38.4%</b>

EID	Job Description	Pyramid	Class (EX / NEX)	Wave	Payroll (March)	Benefits %	Benefits \$	Total \$
32480618	BPC Distribution	Distribution	Exempt	Wave 1 (US)	9,673.07	20.6%	1,995.55	11,668.62
7442874	Director Distribution Planning	Distribution	Exempt	Wave 3 (US)	18,363.45	20.6%	3,788.38	22,151.83
18501908	Sr Analyst Transportation	Distribution	Exempt	Wave 1 (US)	8,326.92	20.6%	1,717.84	10,044.76
32245920	Sr Analyst Dist Planning	Distribution	Exempt	Wave 1 (US)	7,394.22	20.6%	1,525.43	8,919.65
2049104	Sr Grp Mgr Dist Planning	Distribution	Exempt	Wave 3 (US)	17,615.38	20.6%	3,634.05	21,249.43
32477960	Group Mgr Dist Planning	Distribution	Exempt	Wave 3 (US)	12,357.70	20.6%	2,549.39	14,907.09
14387740	Manager Transportation	Distribution	Exempt	Wave 2 (US)	10,353.84	20.6%	2,136.00	12,489.84
28597276	Associate BP Transportation	Distribution	Exempt	Wave 2 (US)	4,971.15	20.6%	1,025.55	5,996.70
51596880	Sr BP Transportation	Distribution	Exempt	Wave 2 (US)	7,100.00	20.6%	1,464.73	8,564.73
51929768	BP Transportation	Distribution	Exempt	Wave 2 (US)	6,758.08	20.6%	1,394.19	8,152.27
18599928	Project Manager Dist Planning	Distribution	Exempt	Wave 2 (US)	9,898.08	20.6%	2,041.97	11,940.05
25215765	BPC Distribution	Distribution	Exempt	Wave 2 (US)	10,353.85	20.6%	2,136.00	12,489.85
54944954	Lead BP Distribution Planning	Distribution	Exempt	Wave 2 (US)	8,721.16	20.6%	1,799.18	10,520.34
21456561	EDISpecialist	Distribution	Non-Exempt	Wave 1 (US)	6,105.60	38.4%	2,344.55	8,450.15
27641703	Lead BP Distribution Planning	Distribution	Exempt	Wave 1 (US)	9,847.12	20.6%	2,031.46	11,878.58
52734738	Lead BP Distribution Planning	Distribution	Exempt	Wave 2 (US)	8,776.93	20.6%	1,810.68	10,587.61
22807986	Grp Mgr Eng & Fac	Distribution	Exempt	Wave 3 (US)	14,301.91	20.6%	2,950.48	17,252.39
25069329	Purchasing Card Coordinator	Finance	Non-Exempt	Wave 3 (US)	3,115.48	38.4%	1,196.34	4,311.82
2041069	Sales Auditor	Finance	Non-Exempt	Wave 2 (US)	4,302.14	38.4%	1,652.02	5,954.16
5007711	Cash Shortage Specialist	Finance	Non-Exempt	Wave 2 (US)	3,990.85	38.4%	1,532.49	5,523.34
9641879	Sr Project Manager BI&A	Finance	Exempt	Wave 1 (US)	12,586.55	20.6%	2,596.61	15,183.16
28004794	Assoc Systems Analyst	Finance	Exempt	Wave 1 (US)	5,721.15	20.6%	1,180.27	6,901.42
48648307	Lead Planning Analyst	Finance	Exempt	Wave 1 (US)	6,701.92	20.6%	1,382.61	8,084.53
27249994	Sr Research Specialist	Finance	Exempt	Wave 1 (US)	5,942.30	20.6%	1,225.90	7,168.20
33059304	AP Vendor Maint Specialist	Finance	Non-Exempt	Wave 1 (US)	5,440.80	38.4%	2,089.27	7,530.07
36019750	Supv Intl Proc and Monitoring	Finance	Exempt	Wave 1 (US)	8,019.22	20.6%	1,654.37	9,673.59
39225578	GroupMgr Intl Inv Acct & Anly	Finance	Exempt	Wave 1 (US)	12,875.00	20.6%	2,656.11	15,531.11
64707029	Sr Processing monitoring Tech	Finance	Non-Exempt	Wave 1 (US)	5,280.00	38.4%	2,027.52	7,307.52
59848465	Sr Systems Analyst	Finance	Exempt	Wave 1 (US)	8,020.01	20.6%	1,654.53	9,674.54
61752838	Accountant	Finance	Exempt	Wave 3 (US)	5,905.38	20.6%	1,218.28	7,123.66
9680513	Lead Accountant	Finance	Exempt	Wave 3 (US)	9,030.76	20.6%	1,863.05	10,893.81
10786853	Merch Payables Specialist	Finance	Non-Exempt	Wave 3 (US)	4,934.14	38.4%	1,894.71	6,828.85
10988533	Royalty Specialist ap	Finance	Non-Exempt	Wave 3 (US)	3,955.24	38.4%	1,518.81	5,474.05
15212087	AP Business Lead	Finance	Non-Exempt	Wave 3 (US)	4,851.92	38.4%	1,863.14	6,715.06
15808314	Transportation Finance Spec	Finance	Non-Exempt	Wave 3 (US)	4,608.98	38.4%	1,769.85	6,378.83

March Payroll Data by PMN/EID

17016023	AP Support Specialist	Finance	Non-Exempt	Wave 3 (US)	1,811.73	38.4%	695.70	2,507.43
17089384	Freight Payment Specialist	Finance	Non-Exempt	Wave 3 (US)	4,636.32	38.4%	1,780.35	6,416.67
17414632	Merch Payables Specialist	Finance	Non-Exempt	Wave 3 (US)	5,537.54	38.4%	2,126.42	7,663.96
18128074	Collections Advisor	Finance	Non-Exempt	Wave 3 (US)	4,464.32	38.4%	1,714.30	6,178.62
19120625	Supv Non Merch AP	Finance	Exempt	Wave 3 (US)	8,173.07	20.6%	1,686.10	9,859.17
21703277	Mgr Inv Recon & Research	Finance	Exempt	Wave 3 (US)	10,426.93	20.6%	2,151.08	12,578.01
22978167	Merch Payables Specialist	Finance	Non-Exempt	Wave 3 (US)	4,880.96	38.4%	1,874.29	6,755.25
29851805	AP Support Specialist	Finance	Non-Exempt	Wave 3 (US)	3,304.92	38.4%	1,269.09	4,574.01
47769146	Mgr Inv Recon & Research	Finance	Exempt	Wave 3 (US)	9,105.77	20.6%	1,878.52	10,984.29
48263388	Lead Payroll Processing	Finance	Exempt	Wave 3 (US)	5,646.16	20.6%	1,164.80	6,810.96
48413603	Lead Process Analyst Merch Pay	Finance	Exempt	Wave 3 (US)	7,465.38	20.6%	1,540.11	9,005.49
58687955	Collections Advisor	Finance	Non-Exempt	Wave 3 (US)	3,825.41	38.4%	1,468.96	5,294.37
60023793	Accountant	Finance	Exempt	Wave 3 (US)	5,961.53	20.6%	1,229.86	7,191.39
61813895	Non Merch Payables Specialist	Finance	Non-Exempt	Wave 3 (US)	4,232.35	38.4%	1,625.22	5,857.57
25322983	Systems Analyst	Finance	Exempt	Wave 2 (US)	3,785.57	20.6%	780.96	4,566.53
32370249	Mgr Business Systems	Finance	Exempt	Wave 2 (US)	9,390.39	20.6%	1,937.24	11,327.63
51621670	Mgr Business Systems	Finance	Exempt	Wave 2 (US)	11,338.45	20.6%	2,339.12	13,677.57
58314204	Assoc Analyst Risk Management	Finance	Exempt	Wave 2 (US)	4,932.69	20.6%	1,017.61	5,950.30
59090266	Staff Accountant	Finance	Exempt	Wave 2 (US)	5,301.92	20.6%	1,093.79	6,395.71
59946483	Sr Systems Specialist	Finance	Exempt	Wave 2 (US)	5,157.69	20.6%	1,064.03	6,221.72
61918470	Sr Accountant	Finance	Exempt	Wave 2 (US)	6,907.69	20.6%	1,425.06	8,332.75
62018965	Systems Analyst	Finance	Exempt	Wave 2 (US)	6,294.23	20.6%	1,298.50	7,592.73
3162138	Inventory Research Spec	Finance	Exempt	Wave 2 (US)	5,701.92	20.6%	1,176.31	6,878.23
5157383	Staff Accountant	Finance	Exempt	Wave 2 (US)	5,648.08	20.6%	1,165.20	6,813.28
5268461	Inv Analysis Business Analyst	Finance	Exempt	Wave 2 (US)	9,734.61	20.6%	2,008.25	11,742.86
8481707	Sr Research Specialist	Finance	Exempt	Wave 2 (US)	7,073.07	20.6%	1,459.17	8,532.24
22797013	Sr Processing monitoring Tech	Finance	Non-Exempt	Wave 2 (US)	4,867.84	38.4%	1,869.25	6,737.09
23751662	Accountant Payroll	Finance	Exempt	Wave 2 (US)	6,284.62	20.6%	1,296.52	7,581.14
25262700	Sr Processing monitoring Tech	Finance	Non-Exempt	Wave 2 (US)	4,459.67	38.4%	1,712.51	6,172.18
27184670	Assoc Intl Payroll Analyst	Finance	Exempt	Wave 2 (US)	5,930.77	20.6%	1,223.52	7,154.29
51546836	Financial Accounting Analyst	Finance	Exempt	Wave 2 (US)	8,250.00	20.6%	1,701.98	9,951.98
58170127	Inv Analysis Business Analyst	Finance	Exempt	Wave 2 (US)	6,628.84	20.6%	1,367.53	7,996.37
58714585	Sr Accountant	Finance	Exempt	Wave 2 (US)	7,256.54	20.6%	1,497.02	8,753.56
59720524	Lead Research Specialist	Finance	Exempt	Wave 2 (US)	8,184.61	20.6%	1,688.49	9,873.10
9542739	Group Mgr Business Systems	Finance	Exempt	Wave 1 (US)	15,403.85	20.6%	3,177.81	18,581.66
9664004	Manager BI&A	Finance	Exempt	Wave 1 (US)	11,403.85	20.6%	2,352.61	13,756.46
12868014	Sr Systems Analyst	Finance	Exempt	Wave 1 (US)	8,509.62	20.6%	1,755.53	10,265.15
24042848	Process Analyst	Finance	Exempt	Wave 1 (US)	5,750.00	20.6%	1,186.23	6,936.23
25811878	Sr Reporting Analyst BI&A	Finance	Exempt	Wave 1 (US)	9,288.45	20.6%	1,916.21	11,204.66
27811942	Systems Analyst	Finance	Exempt	Wave 1 (US)	7,201.92	20.6%	1,485.76	8,687.68

March Payroll Data by PMN/EID

29558913	Lead Business Partner BI&A	Finance	Exempt	Wave 1 (US)	8,326.92	20.6%	1,717.84	10,044.76
30899819	Sr Systems Specialist	Finance	Exempt	Wave 1 (US)	5,000.00	20.6%	1,031.50	6,031.50
33294224	Lead Financial Analyst	Finance	Exempt	Wave 1 (US)	11,884.62	20.6%	2,451.80	14,336.42
39776471	Assoc Systems Analyst	Finance	Exempt	Wave 1 (US)	5,711.55	20.6%	1,178.29	6,889.84
47741806	Manager BI&A	Finance	Exempt	Wave 1 (US)	12,278.85	20.6%	2,533.13	14,811.98
49027345	Mgr Business Systems	Finance	Exempt	Wave 1 (US)	13,836.55	20.6%	2,854.48	16,691.03
56674765	Sr Systems Analyst	Finance	Exempt	Wave 1 (US)	4,327.70	20.6%	892.80	5,220.50
57562126	Sr Systems Analyst	Finance	Exempt	Wave 1 (US)	7,057.70	20.6%	1,456.00	8,513.70
58086505	Assoc Systems Analyst	Finance	Exempt	Wave 1 (US)	5,903.85	20.6%	1,217.96	7,121.81
60183761	Mgr Business Systems	Finance	Exempt	Wave 1 (US)	11,442.30	20.6%	2,360.55	13,802.85
60273745	Lead Planning Analyst	Finance	Exempt	Wave 1 (US)	6,663.45	20.6%	1,374.67	8,038.12
60328820	Systems Analyst	Finance	Exempt	Wave 1 (US)	6,413.45	20.6%	1,323.09	7,736.54
61664611	Reporting Analyst BI&A	Finance	Exempt	Wave 1 (US)	6,990.37	20.6%	1,442.11	8,432.48
62192901	Sr Reporting Analyst BI&A	Finance	Exempt	Wave 1 (US)	8,259.62	20.6%	1,703.96	9,963.58
64219736	Sr Systems Specialist	Finance	Exempt	Wave 1 (US)	5,000.00	20.6%	1,031.50	6,031.50
64927387	Team Assistant	Finance	Non-Exempt	Wave 1 (US)	4,680.00	38.4%	1,797.12	6,477.12
65261026	Lead Planning Analyst	Finance	Exempt	Wave 1 (US)	6,346.15	20.6%	1,309.21	7,655.36
17405796	Import Reconciliation Adj Spec	Finance	Non-Exempt	Wave 1 (US)	5,344.80	38.4%	2,052.40	7,397.20
60712627	Specialist Payroll Trng & Doc	Finance	Non-Exempt	Wave 1 (US)	4,992.00	38.4%	1,916.93	6,908.93
23611395	Supv Accounting	Finance	Exempt	Wave 3 (US)	7,630.76	20.6%	1,574.23	9,204.99
58209172	Sr Accountant	Finance	Exempt	Wave 3 (US)	6,973.07	20.6%	1,438.54	8,411.61
2549079	Merch Payables Specialist	Finance	Non-Exempt	Wave 3 (US)	5,056.23	38.4%	1,941.59	6,997.82
4189833	Receipt Control Specialist	Finance	Non-Exempt	Wave 3 (US)	5,151.48	38.4%	1,978.17	7,129.65
39486154	Mgr Accounts Payable	Finance	Exempt	Wave 3 (US)	11,536.54	20.6%	2,379.99	13,916.53
48427256	AP Prevention Analyst	Finance	Exempt	Wave 3 (US)	6,573.07	20.6%	1,356.02	7,929.09
19663202	Property Tax Analyst	Finance	Exempt	Wave 2 (US)	5,707.69	20.6%	1,177.50	6,885.19
24980336	Spec Payroll Processing	Finance	Non-Exempt	Wave 2 (US)	5,113.61	38.4%	1,963.63	7,077.24
26152868	Sr Assoc Payroll Audit & Rptng	Finance	Non-Exempt	Wave 2 (US)	2,778.82	38.4%	1,067.07	3,845.89
35844281	Payroll Systems Analyst	Finance	Exempt	Wave 2 (US)	6,730.77	20.6%	1,388.56	8,119.33
45111382	Inv Analysis Business Analyst	Finance	Exempt	Wave 2 (US)	7,736.54	20.6%	1,596.05	9,332.59
50665488	Spec Payroll Processing	Finance	Non-Exempt	Wave 2 (US)	4,217.88	38.4%	1,619.67	5,837.55
1132729	Manager Assurance	Finance	Exempt	Wave 1 (US)	12,163.45	20.6%	2,509.32	14,672.77
1382464	Manager Assurance	Finance	Exempt	Wave 1 (US)	11,730.77	20.6%	2,420.06	14,150.83
26234880	Lead Process Analyst	Finance	Exempt	Wave 1 (US)	8,211.55	20.6%	1,694.04	9,905.59
51848133	Lead Process Analyst	Finance	Exempt	Wave 1 (US)	8,009.62	20.6%	1,652.38	9,662.00
60376027	Tax Manager	Finance	Exempt	Wave 1 (US)	9,913.45	20.6%	2,045.14	11,958.59
62369848	Tax Analyst	Finance	Exempt	Wave 1 (US)	6,894.22	20.6%	1,422.28	8,316.50
60790318	Staff Accountant	Finance	Exempt	Wave 2 (US)	4,999.99	20.6%	1,031.50	6,031.49
22942858	Specialist CCM	Finance	Exempt	Wave 1 (US)	6,519.22	20.6%	1,344.92	7,864.14
61661534	Sr Support Process Analyst	Finance	Exempt	Wave 1 (US)	8,211.55	20.6%	1,694.04	9,905.59

March Payroll Data by PMN/EID

58126723	Analyst BI&A	FRS	Exempt	Wave 1 (US)	6,355.78	20.6%	1,311.20	7,666.98
21505433	FMOC SCT Specialist	FRS	Non-Exempt	Wave 2 (US)	2,366.22	38.4%	908.63	3,274.85
39064811	FMOC SCT Specialist	FRS	Non-Exempt	Wave 2 (US)	2,906.96	38.4%	1,116.27	4,023.23
51352284	FMOC SCT Specialist	FRS	Non-Exempt	Wave 2 (US)	4,150.23	38.4%	1,593.69	5,743.92
55854632	FMOC SCT Specialist	FRS	Non-Exempt	Wave 2 (US)	3,796.39	38.4%	1,457.81	5,254.20
60201936	Vendor Performance Analyst	FRS	Exempt	Wave 2 (US)	5,361.54	20.6%	1,106.09	6,467.63
60497211	FMOC SCT Specialist	FRS	Non-Exempt	Wave 2 (US)	4,170.18	38.4%	1,601.35	5,771.53
16332652	Program Mgr FRS	FRS	Exempt	Wave 1 (US)	10,894.22	20.6%	2,247.48	13,141.70
17431461	Sr Specialist FRS Prod Design	FRS	Exempt	Wave 1 (US)	7,615.37	20.6%	1,571.05	9,186.42
55789408	Sr Specialist FRS Prod Design	FRS	Exempt	Wave 1 (US)	7,528.85	20.6%	1,553.20	9,082.05
61554382	Sr Accountant	FRS	Exempt	Wave 1 (US)	6,346.15	20.6%	1,309.21	7,655.36
58002163	Assoc Travel Services BP	FRS	Exempt	Wave 3 (US)	5,263.45	20.6%	1,085.85	6,349.30
59858472	Product Mgr FRS Product Design	FRS	Exempt	Wave 1 (US)	9,794.22	20.6%	2,020.55	11,814.77
23609787	Sr Group Mgr Bank Prgm Mgmt	FRS	Exempt	Wave 3 (US)	9,835.38	20.6%	2,029.04	11,864.42
9687633	Project Mgr Bankcard Services	FRS	Exempt	Wave 2 (US)	9,371.16	20.6%	1,933.27	11,304.43
22011498	Sr Vendor Ops Specialist	FRS	Exempt	Wave 2 (US)	6,863.47	20.6%	1,415.93	8,279.40
25252107	Specialist FRS Product Design	FRS	Exempt	Wave 2 (US)	6,707.69	20.6%	1,383.80	8,091.49
62007232	Specialist FRS Product Design	FRS	Exempt	Wave 2 (US)	5,728.85	20.6%	1,181.86	6,910.71
62033824	Assoc Knowledge Specialist	FRS	Exempt	Wave 2 (US)	4,807.70	20.6%	991.83	5,799.53
23609621	Sr Group Mgr Bank Prgm Mgmt	FRS	Exempt	Wave 3 (US)	9,829.62	20.6%	2,027.85	11,857.47
35061274	Sr Specialist Business Systems	FRS	Exempt	Wave 2 (US)	9,584.57	20.6%	1,977.30	11,561.87
50307297	Sr Specialist Business Systems	FRS	Exempt	Wave 2 (US)	5,915.38	20.6%	1,220.34	7,135.72
62120993	Accountant	FRS	Exempt	Wave 2 (US)	5,671.15	20.6%	1,169.96	6,841.11
29594538	Assoc BP HR Ops	HR	Exempt	Wave 1 (US)	5,461.55	20.6%	1,126.72	6,588.27
28055812	Global Mobility Leader	HR	Exempt	Wave 3 (US)	9,265.39	20.6%	1,911.45	11,176.84
59810895	Global Mobility Leader	HR	Exempt	Wave 3 (US)	10,228.84	20.6%	2,110.21	12,339.05
18755140	Talent Management Consultant	HR	Exempt	Wave 1 (US)	7,692.30	20.6%	1,586.92	9,279.22
17697095	Process Consultant HR Ops	HR	Exempt	Wave 2 (US)	9,155.76	20.6%	1,888.83	11,044.59
22822951	Sr GM Field HR Strat & Ops	HR	Exempt	Wave 2 (US)	15,661.54	20.6%	3,230.98	18,892.52
23272669	Manager Field HR Strat & Ops	HR	Exempt	Wave 2 (US)	10,703.84	20.6%	2,208.20	12,912.04
38829099	GM Field HR Strat & Ops	HR	Exempt	Wave 2 (US)	14,303.85	20.6%	2,950.88	17,254.73
56680796	Sr Bus Partner Field HR S&P	HR	Exempt	Wave 2 (US)	7,326.93	20.6%	1,511.55	8,838.48
23573090	Mgr OE	HR	Exempt	Wave 1 (US)	10,548.07	20.6%	2,176.07	12,724.14
23962384	Assoc HROC Business Partner	HR	Exempt	Wave 1 (US)	6,394.22	20.6%	1,319.13	7,713.35
62538467	HROC Business Leader	HR	Exempt	Wave 3 (US)	6,878.84	20.6%	1,419.10	8,297.94
9621723	Sr Bus Partner Field HR S&P	HR	Exempt	Wave 1 (US)	9,250.00	20.6%	1,908.28	11,158.28
18962613	Sr HR Specialist	HR	Non-Exempt	Wave 1 (US)	4,956.00	38.4%	1,903.10	6,859.10
25725961	HR Ops Consultant	HR	Exempt	Wave 1 (US)	9,182.70	20.6%	1,894.39	11,077.09
32527889	Consultant Field HR S&P	HR	Exempt	Wave 1 (US)	10,000.00	20.6%	2,063.00	12,063.00
33794058	Consultant Field HR S&P	HR	Exempt	Wave 1 (US)	8,067.30	20.6%	1,664.28	9,731.58



March Payroll Data by PMN/EID

48470900	Business Partner OE	HR	Exempt	Wave 1 (US)	7,182.70	20.6%	1,481.79	8,664.49
59779926	Sr Systems Analyst	HR	Exempt	Wave 1 (US)	7,403.85	20.6%	1,527.41	8,931.26
59790667	Sr Business Partner OE	HR	Exempt	Wave 1 (US)	8,317.30	20.6%	1,715.86	10,033.16
59944868	Sr Business Partner HR Ops	HR	Exempt	Wave 1 (US)	8,201.92	20.6%	1,692.06	9,893.98
50718006	Systems Analyst	HR	Exempt	Wave 2 (US)	6,178.84	20.6%	1,274.69	7,453.53
23370612	Associate Process Analyst	HR	Exempt	Wave 1 (US)	6,034.62	20.6%	1,244.94	7,279.56
25915042	Benefits Analyst Manager	HR	Exempt	Wave 3 (US)	17,700.57	20.6%	3,651.63	21,352.20
62764360	Sr Benefits Analyst	HR	Exempt	Wave 3 (US)	7,865.38	20.6%	1,622.63	9,488.01
12666111	HROC Resource Specialist	HR	Non-Exempt	Wave 3 (US)	4,008.44	38.4%	1,539.24	5,547.68
47763099	HROC Resource Specialist	HR	Non-Exempt	Wave 3 (US)	4,462.57	38.4%	1,713.63	6,176.20
60772704	HROC Resource Specialist	HR	Non-Exempt	Wave 3 (US)	4,793.06	38.4%	1,840.54	6,633.60
22382485	HR Business Partner Stores	HR	Exempt	Wave 1 (US)	9,028.85	20.6%	1,862.65	10,891.50
32960205	Consultant Field HR S&P	HR	Exempt	Wave 1 (US)	11,826.92	20.6%	2,439.89	14,266.81
33998311	Sr HR BI Analyst	HR	Exempt	Wave 1 (US)	8,125.00	20.6%	1,676.19	9,801.19
48364012	Mgr, HR Ops	HR	Exempt	Wave 1 (US)	10,750.00	20.6%	2,217.73	12,967.73
18462044	Analyst CCE	Law	Exempt	Wave 1 (US)	6,019.22	20.6%	1,241.77	7,260.99
58683103	Process Analyst	Law	Exempt	Wave 1 (US)	4,980.77	20.6%	1,027.53	6,008.30
60071735	Analyst Info Risk Mgmt	Law	Exempt	Wave 1 (US)	7,336.55	20.6%	1,513.53	8,850.08
62053194	Sr Paralegal	Law	Exempt	Wave 2 (US)	6,824.99	20.6%	1,408.00	8,232.99
27682095	Mgr Corporate Security	Law	Exempt	Wave 2 (US)	11,013.45	20.6%	2,272.07	13,285.52
25101023	Legal Team Assistant	Law	Non-Exempt	Wave 3 (US)	4,283.69	38.4%	1,644.94	5,928.63
25447954	Sr Paralegal	Law	Exempt	Wave 3 (US)	9,826.92	20.6%	2,027.29	11,854.21
51941748	Spec Art Dir graphic Designer	Marketing	Exempt	Wave 1 (US)	1,822.69	20.6%	376.02	2,198.71
13589064	Sr Spec Creative Content Prod	Marketing	Exempt	Wave 1 (US)	8,086.55	20.6%	1,668.26	9,754.81
24012932	Sr Spec Art Dir graph Designer	Marketing	Exempt	Wave 1 (US)	9,192.30	20.6%	1,896.37	11,088.67
54459706	Assoc Spec Creative Cont Prod	Marketing	Exempt	Wave 1 (US)	3,178.85	20.6%	655.80	3,834.65
63822621	Assoc Spec Creative Production	Marketing	Exempt	Wave 1 (US)	5,576.92	20.6%	1,150.52	6,727.44
63882310	Sr Spec Art Dir graph Designer	Marketing	Exempt	Wave 1 (US)	7,980.77	20.6%	1,646.43	9,627.20
9672833	Sr Counsel	Marketing	Exempt	Wave 3 (US)	19,186.53	20.6%	3,958.18	23,144.71
27383165	Sr Specialist Print Buyer	Marketing	Exempt	Wave 1 (US)	7,548.07	20.6%	1,557.17	9,105.24
30494710	Specialist ISM	Marketing	Exempt	Wave 1 (US)	6,259.62	20.6%	1,291.36	7,550.98
35847474	Specialist ISM	Marketing	Exempt	Wave 1 (US)	5,567.30	20.6%	1,148.53	6,715.83
37546462	Specialist ISM	Marketing	Exempt	Wave 1 (US)	5,894.22	20.6%	1,215.98	7,110.20
45753324	Sr Specialist Project Mgmt	Marketing	Exempt	Wave 1 (US)	7,740.37	20.6%	1,596.84	9,337.21
51345163	Mgr ISM	Marketing	Exempt	Wave 1 (US)	9,096.15	20.6%	1,876.54	10,972.69
52289683	Specialist ISM	Marketing	Exempt	Wave 1 (US)	7,211.55	20.6%	1,487.74	8,699.29
56656911	Specialist Packaging	Marketing	Exempt	Wave 1 (US)	5,846.15	20.6%	1,206.06	7,052.21
58596875	Specialist Packaging	Marketing	Exempt	Wave 1 (US)	6,723.07	20.6%	1,386.97	8,110.04
60029154	Specialist ISM	Marketing	Exempt	Wave 1 (US)	6,346.15	20.6%	1,309.21	7,655.36
60116761	Sr Specialist ISM	Marketing	Exempt	Wave 1 (US)	6,144.22	20.6%	1,267.55	7,411.77

March Payroll Data by PMN/EID

60738333	Sr Specialist Packaging	Marketing	Exempt	Wave 1 (US)	7,384.62	20.6%	1,523.45	8,908.07
61238069	Specialist ISM	Marketing	Exempt	Wave 1 (US)	5,586.55	20.6%	1,152.51	6,739.06
61870606	Mtkg Sample Coordinator	Marketing	Non-Exempt	Wave 1 (US)	5,455.20	38.4%	2,094.80	7,550.00
62369210	Sr Specialist Project Mgmt	Marketing	Exempt	Wave 1 (US)	7,769.22	20.6%	1,602.79	9,372.01
62466313	Assoc Spec Packaging	Marketing	Exempt	Wave 1 (US)	5,500.00	20.6%	1,134.65	6,634.65
62480041	Associate Specialist ISM	Marketing	Exempt	Wave 1 (US)	5,567.30	20.6%	1,148.53	6,715.83
64280472	Specialist Packaging	Marketing	Exempt	Wave 1 (US)	6,634.62	20.6%	1,368.72	8,003.34
64508427	Sr Specialist Print Buyer	Marketing	Exempt	Wave 1 (US)	9,096.15	20.6%	1,876.54	10,972.69
64583560	MKTG Development Prog Trainee	Marketing	Exempt	Wave 1 (US)	5,192.30	20.6%	1,071.17	6,263.47
64966625	Sr Specialist ISM	Marketing	Exempt	Wave 1 (US)	7,692.30	20.6%	1,586.92	9,279.22
60866522	Sr Spec Interactive Dev	Marketing	Exempt	Wave 1 (US)	9,125.00	20.6%	1,882.49	11,007.49
61997953	Digital Photography Technician	Marketing	Exempt	Wave 1 (US)	6,250.00	20.6%	1,289.38	7,539.38
8821316	Specialist Packaging	Marketing	Exempt	Wave 1 (US)	7,057.70	20.6%	1,456.00	8,513.70
9580846	Mgr ISM	Marketing	Exempt	Wave 1 (US)	11,798.07	20.6%	2,433.94	14,232.01
9591678	Mgr Creative	Marketing	Exempt	Wave 1 (US)	10,423.07	20.6%	2,150.28	12,573.35
10331148	Mgr Creative	Marketing	Exempt	Wave 1 (US)	9,384.62	20.6%	1,936.05	11,320.67
10418374	Mgr Weekly Ad	Marketing	Exempt	Wave 1 (US)	12,461.55	20.6%	2,570.82	15,032.37
13179429	Sr Specialist Weekly Ad	Marketing	Exempt	Wave 1 (US)	7,211.55	20.6%	1,487.74	8,699.29
21323183	Mgr ISM	Marketing	Exempt	Wave 1 (US)	9,057.70	20.6%	1,868.60	10,926.30
22998462	Sr Specialist Packaging	Marketing	Exempt	Wave 1 (US)	7,384.62	20.6%	1,523.45	8,908.07
25154188	Spec Global Producer	Marketing	Exempt	Wave 1 (US)	7,038.45	20.6%	1,452.03	8,490.48
27958313	Mgr Project Management	Marketing	Exempt	Wave 1 (US)	10,490.37	20.6%	2,164.16	12,654.53
32273690	Specialist Print Buyer	Marketing	Exempt	Wave 1 (US)	6,451.92	20.6%	1,331.03	7,782.95
34903401	Sr Spec Global Producer	Marketing	Exempt	Wave 1 (US)	7,884.62	20.6%	1,626.60	9,511.22
36037067	Sr Spec Global Producer	Marketing	Exempt	Wave 1 (US)	7,240.37	20.6%	1,493.69	8,734.06
47507702	Group Mgr Creative	Marketing	Exempt	Wave 1 (US)	14,019.22	20.6%	2,892.17	16,911.39
47773973	Spec Global Producer	Marketing	Exempt	Wave 1 (US)	6,028.85	20.6%	1,243.75	7,272.60
47871660	Group Mgr Digital Strate	Marketing	Exempt	Wave 1 (US)	14,471.15	20.6%	2,985.40	17,456.55
48502835	Specialist ISM	Marketing	Exempt	Wave 1 (US)	6,576.92	20.6%	1,356.82	7,933.74
49510159	Lead Analyst BI&A	Marketing	Exempt	Wave 1 (US)	8,481.25	20.6%	1,749.68	10,230.93
51572832	Spec Global Producer	Marketing	Exempt	Wave 1 (US)	6,259.62	20.6%	1,291.36	7,550.98
51954477	Mgr ISM	Marketing	Exempt	Wave 1 (US)	9,913.45	20.6%	2,045.14	11,958.59
52404456	Mgr Marketing Ops	Marketing	Exempt	Wave 1 (US)	11,076.92	20.6%	2,285.17	13,362.09
54362926	Mgr Creative	Marketing	Exempt	Wave 1 (US)	12,259.62	20.6%	2,529.16	14,788.78
57478695	Spec Global Producer	Marketing	Exempt	Wave 1 (US)	6,346.15	20.6%	1,309.21	7,655.36
57684086	Specialist Weekly Ad	Marketing	Exempt	Wave 1 (US)	6,942.30	20.6%	1,432.20	8,374.50
57790560	Specialist ISM	Marketing	Exempt	Wave 1 (US)	5,769.22	20.6%	1,190.19	6,959.41
58371618	Specialist Weekly Ad	Marketing	Exempt	Wave 1 (US)	6,355.77	20.6%	1,311.20	7,666.97
60673621	Specialist Print Buyer	Marketing	Exempt	Wave 1 (US)	6,701.92	20.6%	1,382.61	8,084.53
60739794	Specialist Print Buyer	Marketing	Exempt	Wave 1 (US)	6,701.92	20.6%	1,382.61	8,084.53

March Payroll Data by PMN/EID

62213921	Mgr Creative	Marketing	Exempt	Wave 1 (US)	11,538.45	20.6%	2,380.38	13,918.83
19141175	Sr Specialist Copywriting	Marketing	Exempt	Wave 1 (US)	6,740.37	20.6%	1,390.54	8,130.91
24976870	Assoc Spec Creative ProdGlobal	Marketing	Exempt	Wave 1 (US)	5,663.45	20.6%	1,168.37	6,831.82
27330414	Spec Creative Prod Design	Marketing	Exempt	Wave 1 (US)	6,423.07	20.6%	1,325.08	7,748.15
55814784	Assoc Spec Creative Cont Prod	Marketing	Exempt	Wave 1 (US)	3,126.92	20.6%	645.08	3,772.00
63804025	Assoc Spec Creative Production	Marketing	Exempt	Wave 1 (US)	5,769.22	20.6%	1,190.19	6,959.41
1713874	Sr Spec Global Producer	Marketing	Exempt	Wave 1 (US)	7,250.00	20.6%	1,495.68	8,745.68
19553718	Mgr Int Mktg & Comm	Marketing	Exempt	Wave 1 (US)	10,865.37	20.6%	2,241.53	13,106.90
32270803	Sr Specialist Creative Buyer	Marketing	Exempt	Wave 1 (US)	8,528.85	20.6%	1,759.50	10,288.35
45354099	Sr Spec Int Mktg & Comm	Marketing	Exempt	Wave 1 (US)	7,663.45	20.6%	1,580.97	9,244.42
65527301	Assoc Spec Global Producer	Marketing	Exempt	Wave 1 (US)	5,288.45	20.6%	1,091.01	6,379.46
21125174	Business Process Consultant	Merch	Exempt	Wave 1 (US)	9,807.70	20.6%	2,023.33	11,831.03
62486386	Merch Floor Coordinator	Merch	Non-Exempt	Wave 1 (US)	4,776.00	38.4%	1,833.98	6,609.98
6107007	Mgr Presentation	Merch	Exempt	Wave 1 (US)	12,250.00	20.6%	2,527.18	14,777.18
9686999	Retail Food Safety Process Own	Merch	Exempt	Wave 1 (US)	8,682.70	20.6%	1,791.24	10,473.94
23315054	Sr Group Mgr MPSD	Merch	Exempt	Wave 1 (US)	16,365.37	20.6%	3,376.18	19,741.55
26471284	Mgr Pricing	Merch	Exempt	Wave 1 (US)	10,576.92	20.6%	2,182.02	12,758.94
28898674	MPD Presentation Expert	Merch	Exempt	Wave 1 (US)	7,250.00	20.6%	1,495.68	8,745.68
30848543	Mgr MPSD	Merch	Exempt	Wave 1 (US)	11,105.77	20.6%	2,291.12	13,396.89
33437880	Business Process Consultant	Merch	Exempt	Wave 1 (US)	9,038.45	20.6%	1,864.63	10,903.08
45991429	MPD Presentation Expert	Merch	Exempt	Wave 1 (US)	7,769.22	20.6%	1,602.79	9,372.01
47777685	Mpd Sr Analyst	Merch	Exempt	Wave 1 (US)	5,778.85	20.6%	1,192.18	6,971.03
47918990	MPD Presentation Expert	Merch	Exempt	Wave 1 (US)	7,461.55	20.6%	1,539.32	9,000.87
48266787	Mgr Pricing	Merch	Exempt	Wave 1 (US)	10,138.45	20.6%	2,091.56	12,230.01
49394356	Mpd Sr Analyst	Merch	Exempt	Wave 1 (US)	5,923.07	20.6%	1,221.93	7,145.00
51347292	Mgr Presentation	Merch	Exempt	Wave 1 (US)	12,807.70	20.6%	2,642.23	15,449.93
51686244	Mpd Analyst	Merch	Exempt	Wave 1 (US)	5,259.62	20.6%	1,085.06	6,344.68
52343803	Mpd Sr Analyst	Merch	Exempt	Wave 1 (US)	5,903.85	20.6%	1,217.96	7,121.81
53908000	Mpd Analyst	Merch	Exempt	Wave 1 (US)	5,278.85	20.6%	1,089.03	6,367.88
54164892	MPD Presentation Expert	Merch	Exempt	Wave 1 (US)	7,221.15	20.6%	1,489.72	8,710.87
55011993	Mpd Sr Analyst	Merch	Exempt	Wave 1 (US)	5,865.37	20.6%	1,210.03	7,075.40
55708366	MPD Presentation Expert	Merch	Exempt	Wave 1 (US)	7,509.62	20.6%	1,549.23	9,058.85
55708614	MPD Presentation Expert	Merch	Exempt	Wave 1 (US)	7,201.92	20.6%	1,485.76	8,687.68
56153240	MPD Presentation Expert	Merch	Exempt	Wave 1 (US)	7,326.92	20.6%	1,511.54	8,838.46
58076811	Mpd Sr Analyst	Merch	Exempt	Wave 1 (US)	5,778.85	20.6%	1,192.18	6,971.03
58086349	Mpd Sr Analyst	Merch	Exempt	Wave 1 (US)	5,788.45	20.6%	1,194.16	6,982.61
58091208	BA - Pricing	Merch	Exempt	Wave 1 (US)	5,807.70	20.6%	1,198.13	7,005.83
58149287	MPD Presentation Expert	Merch	Exempt	Wave 1 (US)	6,557.70	20.6%	1,352.85	7,910.55
58232174	Mpd Analyst	Merch	Exempt	Wave 1 (US)	5,259.62	20.6%	1,085.06	6,344.68
58597345	Produce Program Manager	Merch	Exempt	Wave 1 (US)	9,711.55	20.6%	2,003.49	11,715.04



March Payroll Data by PMN/EID

58955691	Pricing Expert	Merch	Exempt	Wave 1 (US)	6,519.22	20.6%	1,344.92	7,864.14
59881581	Mpd Analyst	Merch	Exempt	Wave 1 (US)	5,192.30	20.6%	1,071.17	6,263.47
60199726	Mpd Analyst	Merch	Exempt	Wave 1 (US)	5,259.62	20.6%	1,085.06	6,344.68
60199759	Mpd Analyst	Merch	Exempt	Wave 1 (US)	5,259.62	20.6%	1,085.06	6,344.68
60200359	Mpd Analyst	Merch	Exempt	Wave 1 (US)	5,259.62	20.6%	1,085.06	6,344.68
60200532	BA - Pricing	Merch	Exempt	Wave 1 (US)	5,230.77	20.6%	1,079.11	6,309.88
60223047	Mpd Analyst	Merch	Exempt	Wave 1 (US)	5,259.62	20.6%	1,085.06	6,344.68
60282274	Mpd Analyst	Merch	Exempt	Wave 1 (US)	5,288.45	20.6%	1,091.01	6,379.46
60295995	SBA - Pricing	Merch	Exempt	Wave 1 (US)	5,807.70	20.6%	1,198.13	7,005.83
60307311	Mpd Analyst	Merch	Exempt	Wave 1 (US)	5,259.62	20.6%	1,085.06	6,344.68
60688256	Mpd Sr Analyst	Merch	Exempt	Wave 1 (US)	5,923.07	20.6%	1,221.93	7,145.00
60905957	Owned Brands Project Coord	Merch	Non-Exempt	Wave 1 (US)	5,100.00	38.4%	1,958.40	7,058.40
62231691	Mpd Analyst	Merch	Exempt	Wave 1 (US)	5,192.30	20.6%	1,071.17	6,263.47
62232004	Mpd Analyst	Merch	Exempt	Wave 1 (US)	5,192.30	20.6%	1,071.17	6,263.47
62263348	BA - Pricing	Merch	Exempt	Wave 1 (US)	5,192.30	20.6%	1,071.17	6,263.47
62324876	Mpd Analyst	Merch	Exempt	Wave 1 (US)	5,278.85	20.6%	1,089.03	6,367.88
62324991	Mpd Analyst	Merch	Exempt	Wave 1 (US)	5,278.85	20.6%	1,089.03	6,367.88
62426655	Pricing Expert	Merch	Exempt	Wave 1 (US)	7,115.37	20.6%	1,467.90	8,583.27
64523509	BA - Pricing	Merch	Exempt	Wave 1 (US)	5,384.62	20.6%	1,110.85	6,495.47
64523525	BA - Pricing	Merch	Exempt	Wave 1 (US)	5,192.30	20.6%	1,071.17	6,263.47
64725294	BA - Pricing	Merch	Exempt	Wave 1 (US)	5,576.92	20.6%	1,150.52	6,727.44
64802325	BA - Pricing	Merch	Exempt	Wave 1 (US)	5,336.55	20.6%	1,100.93	6,437.48
64903727	BA - Pricing	Merch	Exempt	Wave 1 (US)	5,384.62	20.6%	1,110.85	6,495.47
65045593	BA - Pricing	Merch	Exempt	Wave 1 (US)	5,192.30	20.6%	1,071.17	6,263.47
66101429	Merch Floor Coordinator	Merch	Non-Exempt	Wave 1 (US)	4,881.60	38.4%	1,874.53	6,756.13
66101452	Merch Floor Coordinator	Merch	Non-Exempt	Wave 1 (US)	4,881.60	38.4%	1,874.53	6,756.13
66143843	Merch Floor Coordinator	Merch	Non-Exempt	Wave 1 (US)	4,881.60	38.4%	1,874.53	6,756.13
66154444	Merch Floor Coordinator	Merch	Non-Exempt	Wave 1 (US)	4,881.60	38.4%	1,874.53	6,756.13
21315312	Mgr Presentation	Merch	Exempt	Wave 1 (US)	9,836.55	20.6%	2,029.28	11,865.83
34844746	Sr Group Mgr MPD	Merch	Exempt	Wave 1 (US)	16,826.92	20.6%	3,471.39	20,298.31
46118857	Grp Mgr Strategic Pricing	Merch	Exempt	Wave 1 (US)	13,461.55	20.6%	2,777.12	16,238.67
51786960	MPD Presentation Expert	Merch	Exempt	Wave 1 (US)	7,211.55	20.6%	1,487.74	8,699.29
51887180	Designer	Merch	Exempt	Wave 1 (US)	7,019.22	20.6%	1,448.07	8,467.29
58609512	Product Engineer	Merch	Exempt	Wave 1 (US)	8,384.62	20.6%	1,729.75	10,114.37
60223930	Mpd Analyst	Merch	Exempt	Wave 1 (US)	5,192.30	20.6%	1,071.17	6,263.47
64318322	Business Analyst Intern	Merch	Non-Exempt	Wave 1 (US)	4,320.00	38.4%	1,658.88	5,978.88
54799176	Prod Development Scientist II	Merch	Exempt	Wave 1 (US)	7,865.37	20.6%	1,622.63	9,488.00
65464752	Merch Floor Coordinator	Merch	Non-Exempt	Wave 1 (US)	4,320.00	38.4%	1,658.88	5,978.88
65783573	Mgr Merch Presentation	Merch	Exempt	Wave 1 (US)	12,500.00	20.6%	2,578.75	15,078.75
60342235	Product Manager	Merch - TSS	Exempt	Wave 1 (US)	12,086.55	20.6%	2,493.46	14,580.01

March Payroll Data by PMN/EID

64533029	Sourcing Specialist	Merch - TSS	Non-Exempt	Wave 1 (US)	4,320.00	38.4%	1,658.88	5,978.88
65061061	Sourcing Specialist	Merch - TSS	Non-Exempt	Wave 1 (US)	4,320.00	38.4%	1,658.88	5,978.88
58149808	TSS Operations Expert	Merch - TSS	Exempt	Wave 2 (US)	6,756.15	20.6%	1,393.79	8,149.94
56115678	Sr Analyst Product Invest&Reca	Merch - TSS	Exempt	Wave 1 (US)	6,461.55	20.6%	1,333.02	7,794.57
34499772	Sr Product Mgr	Merch - TSS	Exempt	Wave 1 (US)	19,630.77	20.6%	4,049.83	23,680.60
33798034	Sr Product Mgr	Merch - TSS	Exempt	Wave 1 (US)	16,548.07	20.6%	3,413.87	19,961.94
35469956	Sr Sourcing Specialist	Merch - TSS	Non-Exempt	Wave 1 (US)	4,560.00	38.4%	1,751.04	6,311.04
37574886	Product Manager	Merch - TSS	Exempt	Wave 1 (US)	10,105.77	20.6%	2,084.82	12,190.59
39169628	Product Manager	Merch - TSS	Exempt	Wave 1 (US)	9,807.70	20.6%	2,023.33	11,831.03
39448683	Product Manager	Merch - TSS	Exempt	Wave 1 (US)	8,134.62	20.6%	1,678.17	9,812.79
39771027	Business Analyst, TSS	Merch - TSS	Exempt	Wave 1 (US)	5,192.30	20.6%	1,071.17	6,263.47
45504263	Product Manager	Merch - TSS	Exempt	Wave 1 (US)	10,298.07	20.6%	2,124.49	12,422.56
47775531	Product Manager	Merch - TSS	Exempt	Wave 1 (US)	7,810.38	20.6%	1,611.28	9,421.66
48413975	Product Manager	Merch - TSS	Exempt	Wave 1 (US)	8,240.37	20.6%	1,699.99	9,940.36
48470835	Product Manager	Merch - TSS	Exempt	Wave 1 (US)	9,807.70	20.6%	2,023.33	11,831.03
48895635	Product Manager	Merch - TSS	Exempt	Wave 1 (US)	8,307.70	20.6%	1,713.88	10,021.58
49693294	Product Manager	Merch - TSS	Exempt	Wave 1 (US)	9,807.70	20.6%	2,023.33	11,831.03
51885515	Product Manager	Merch - TSS	Exempt	Wave 1 (US)	8,798.07	20.6%	1,815.04	10,613.11
55775951	Product Manager	Merch - TSS	Exempt	Wave 1 (US)	8,365.37	20.6%	1,725.78	10,091.15
56701766	Sr Sourcing Specialist	Merch - TSS	Non-Exempt	Wave 1 (US)	5,013.60	38.4%	1,925.22	6,938.82
56710346	Business Analyst, TSS	Merch - TSS	Exempt	Wave 1 (US)	5,384.62	20.6%	1,110.85	6,495.47
56737463	Product Manager	Merch - TSS	Exempt	Wave 1 (US)	10,298.07	20.6%	2,124.49	12,422.56
57713273	TSS Operations Expert	Merch - TSS	Exempt	Wave 1 (US)	6,730.77	20.6%	1,388.56	8,119.33
58098880	Sr Business Analyst TSS	Merch - TSS	Exempt	Wave 1 (US)	5,817.30	20.6%	1,200.11	7,017.41
58149220	TSS Operations Expert	Merch - TSS	Exempt	Wave 1 (US)	6,538.45	20.6%	1,348.88	7,887.33
58149816	Product Manager	Merch - TSS	Exempt	Wave 1 (US)	7,355.77	20.6%	1,517.50	8,873.27
58279985	Sr Sourcing Specialist	Merch - TSS	Non-Exempt	Wave 1 (US)	4,692.00	38.4%	1,801.73	6,493.73
58895046	Product Manager	Merch - TSS	Exempt	Wave 1 (US)	10,432.70	20.6%	2,152.27	12,584.97
59910364	TSS Operations Expert	Merch - TSS	Exempt	Wave 1 (US)	6,826.92	20.6%	1,408.39	8,235.31
59911115	Sr Business Analyst TSS	Merch - TSS	Exempt	Wave 1 (US)	5,788.45	20.6%	1,194.16	6,982.61
60013091	Business Analyst, TSS	Merch - TSS	Exempt	Wave 1 (US)	5,192.30	20.6%	1,071.17	6,263.47
60295508	Sr Business Analyst TSS	Merch - TSS	Exempt	Wave 1 (US)	5,788.45	20.6%	1,194.16	6,982.61
60903259	Business Analyst, TSS	Merch - TSS	Exempt	Wave 1 (US)	5,192.30	20.6%	1,071.17	6,263.47
62120944	Sr Sourcing Specialist	Merch - TSS	Non-Exempt	Wave 1 (US)	4,480.80	38.4%	1,720.63	6,201.43
62231386	Business Analyst, TSS	Merch - TSS	Exempt	Wave 1 (US)	5,192.30	20.6%	1,071.17	6,263.47
62470448	Business Analyst, TSS	Merch - TSS	Exempt	Wave 1 (US)	5,336.55	20.6%	1,100.93	6,437.48
62470588	Sr Sourcing Specialist	Merch - TSS	Non-Exempt	Wave 1 (US)	4,716.00	38.4%	1,810.94	6,526.94
62878533	Business Analyst, TSS	Merch - TSS	Exempt	Wave 1 (US)	5,221.15	20.6%	1,077.12	6,298.27
62878616	Business Analyst, TSS	Merch - TSS	Exempt	Wave 1 (US)	5,230.77	20.6%	1,079.11	6,309.88
63973804	Sourcing Specialist	Merch - TSS	Non-Exempt	Wave 1 (US)	4,080.00	38.4%	1,566.72	5,646.72

March Payroll Data by PMN/EID

64543515	Sourcing Specialist	Merch - TSS	Non-Exempt	Wave 1 (US)	4,440.00	38.4%	1,704.96	6,144.96
64635568	Business Analyst, TSS	Merch - TSS	Exempt	Wave 1 (US)	5,384.62	20.6%	1,110.85	6,495.47
65034100	Business Analyst, TSS	Merch - TSS	Exempt	Wave 1 (US)	5,192.30	20.6%	1,071.17	6,263.47
65260887	Sourcing Specialist	Merch - TSS	Non-Exempt	Wave 1 (US)	4,500.00	38.4%	1,728.00	6,228.00
25744574	Sr Analyst Product Invest&Reca	Merch - TSS	Exempt	Wave 2 (US)	6,503.85	20.6%	1,341.74	7,845.59
37568763	Sr PSQA Engineer	Merch - TSS	Exempt	Wave 1 (US)	5,209.62	20.6%	1,074.74	6,284.36
27652734	Product Manager	Merch - TSS	Exempt	Wave 1 (US)	9,865.37	20.6%	2,035.23	11,900.60
57897779	SWAT Sourcing Spec	Merch - TSS	Non-Exempt	Wave 1 (US)	4,728.00	38.4%	1,815.55	6,543.55
35632322	Business Partner Store Ops	Stores	Exempt	Wave 1 (US)	6,740.37	20.6%	1,390.54	8,130.91
39287313	Sr Business Partner Store Ops	Stores	Exempt	Wave 1 (US)	10,576.92	20.6%	2,182.02	12,758.94
46704680	Sr Specialist Store Ops	Stores	Exempt	Wave 1 (US)	5,480.77	20.6%	1,130.68	6,611.45
47826565	Lead Planning Analyst	Stores	Exempt	Wave 1 (US)	7,834.62	20.6%	1,616.28	9,450.90
48877880	Sr Planning Analyst	Stores	Exempt	Wave 1 (US)	5,336.55	20.6%	1,100.93	6,437.48
53772174	Sr Business Partner Store Ops	Stores	Exempt	Wave 1 (US)	7,980.77	20.6%	1,646.43	9,627.20
58253634	Specialist Store Ops	Stores	Exempt	Wave 1 (US)	4,980.77	20.6%	1,027.53	6,008.30
62717657	Specialist Store Ops	Stores	Exempt	Wave 1 (US)	4,615.37	20.6%	952.15	5,567.52
3017688	Sr Director Canada Transition	Stores	Exempt	Wave 3 (US)	26,725.00	20.6%	5,513.37	32,238.37
9624909	Dir Communications & Complianc	Stores	Exempt	Wave 3 (US)	22,711.53	20.6%	4,685.39	27,396.92
32465940	Group Mgr Store Ops	Stores	Exempt	Wave 3 (US)	11,628.84	20.6%	2,399.03	14,027.87
27952910	Business Partner Store Ops	Stores	Exempt	Wave 2 (US)	7,507.69	20.6%	1,548.84	9,056.53
35780196	Sr Business Partner Store Ops	Stores	Exempt	Wave 2 (US)	8,159.61	20.6%	1,683.33	9,842.94
37502143	Mgr Store Ops	Stores	Exempt	Wave 2 (US)	9,438.46	20.6%	1,947.15	11,385.61
51909877	Sr Business Partner Store Ops	Stores	Exempt	Wave 2 (US)	9,519.22	20.6%	1,963.82	11,483.04
60183753	Business Partner Store Ops	Stores	Exempt	Wave 2 (US)	7,611.92	20.6%	1,570.34	9,182.26
65323925	Lead Business Partner BI&A	Stores	Exempt	Wave 1 (US)	9,903.85	20.6%	2,043.16	11,947.01
27914738	Director Assistant	Stores	Non-Exempt	Wave 2 (US)	5,774.26	38.4%	2,217.32	7,991.58
55729313	Sr Group Lead Construction	Target Properties	Exempt	Wave 2 (US)	10,090.38	20.6%	2,081.65	12,172.03
8056236	Lead Specialist FMOSS	Target Properties	Exempt	Wave 2 (US)	9,807.69	20.6%	2,023.33	11,831.02
26122721	Group Mgr Property Development	Target Properties	Exempt	Wave 2 (US)	11,928.85	20.6%	2,460.92	14,389.77
32689846	Project Mgr	Target Properties	Exempt	Wave 2 (US)	9,361.54	20.6%	1,931.29	11,292.83
16730533	Sr Specialist FMOSS	Target Properties	Exempt	Wave 1 (US)	6,942.30	20.6%	1,432.20	8,374.50
29748613	Ld Spec Resource Recover	Target Properties	Exempt	Wave 1 (US)	8,365.37	20.6%	1,725.78	10,091.15
34856138	Sr Specialist FMOSS	Target Properties	Exempt	Wave 1 (US)	7,086.55	20.6%	1,461.96	8,548.51
45800372	Sr Specialist FMOSS	Target Properties	Exempt	Wave 1 (US)	8,903.85	20.6%	1,836.86	10,740.71
51485878	Ld Spec Resource Recover	Target Properties	Exempt	Wave 1 (US)	8,500.00	20.6%	1,753.55	10,253.55
52732591	Sr Process Lead	Target Properties	Exempt	Wave 1 (US)	6,615.37	20.6%	1,364.75	7,980.12
56908205	Sr Specialist FMOSS	Target Properties	Exempt	Wave 1 (US)	7,596.15	20.6%	1,567.09	9,163.24
58529900	Assoc Spec Resource Recovery	Target Properties	Exempt	Wave 1 (US)	4,807.70	20.6%	991.83	5,799.53
60798741	Sr Spec Resource Recovery	Target Properties	Exempt	Wave 1 (US)	6,211.55	20.6%	1,281.44	7,492.99
60898053	Technical Lead Spec	Target Properties	Exempt	Wave 1 (US)	11,336.55	20.6%	2,338.73	13,675.28

March Payroll Data by PMN/EID

62750088	Reporting Analyst BI&A	Target Properties	Exempt	Wave 1 (US)	6,096.15	20.6%	1,257.64	7,353.79
65372096	Assoc Spec Resource Recovery	Target Properties	Exempt	Wave 1 (US)	5,288.45	20.6%	1,091.01	6,379.46
9677063	Sr Owners Site Rep	Target Properties	Exempt	Wave 1 (US)	10,586.55	20.6%	2,184.01	12,770.56
39516810	Group Mgr Real Estate Mgmt	Target Properties	Exempt	Wave 3 (US)	13,728.84	20.6%	2,832.26	16,561.10
46076006	Real Estate Portfolio Manager	Target Properties	Exempt	Wave 3 (US)	9,673.07	20.6%	1,995.55	11,668.62
9588716	Sr Owners Site Rep	Target Properties	Exempt	Wave 1 (US)	11,625.00	20.6%	2,398.24	14,023.24
18862961	Sr Proc Sourcing Specialist	Target Properties	Exempt	Wave 1 (US)	8,711.55	20.6%	1,797.19	10,508.74
46769162	Business Analyst	Target Properties	Exempt	Wave 1 (US)	6,836.55	20.6%	1,410.38	8,246.93
63159818	Project Lead Resource Recovery	Target Properties	Exempt	Wave 1 (US)	6,923.07	20.6%	1,428.23	8,351.30
64790074	Process Spec Resource Recovery	Target Properties	Exempt	Wave 1 (US)	5,769.22	20.6%	1,190.19	6,959.41
51856292	Project Lead	Target Properties	Exempt	Wave 1 (US)	6,673.07	20.6%	1,376.65	8,049.72
56070899	Project Lead	Target Properties	Exempt	Wave 1 (US)	6,365.37	20.6%	1,313.18	7,678.55
56789563	Project Lead	Target Properties	Exempt	Wave 1 (US)	5,625.00	20.6%	1,160.44	6,785.44
57758070	Project Lead	Target Properties	Exempt	Wave 1 (US)	6,250.00	20.6%	1,289.38	7,539.38
64049406	Indirect Procurement Analyst	Target Properties	Exempt	Wave 1 (US)	5,288.45	20.6%	1,091.01	6,379.46
58071051	Real Estate Negotiator	Target Properties	Exempt	Wave 3 (US)	7,159.61	20.6%	1,477.03	8,636.64
9630104	Process Analyst	TTS	Exempt	Wave 1 (US)	1.64	20.6%	0.34	1.98
48019822	Assoc Contact Analyst	TTS	Exempt	Wave 1 (US)	5,192.30	20.6%	1,071.17	6,263.47
22726434	Engineer	TTS	Exempt	Wave 3 (US)	8,761.53	20.6%	1,807.50	10,569.03
54711965	Associate Engineer	TTS	Exempt	Wave 3 (US)	5,563.49	20.6%	1,147.75	6,711.24
55871479	Engineer	TTS	Exempt	Wave 3 (US)	7,500.00	20.6%	1,547.25	9,047.25
58513391	Engineer	TTS	Exempt	Wave 3 (US)	8,848.08	20.6%	1,825.36	10,673.44
65211674	Sourcing Analyst	TTS	Exempt	Wave 3 (US)	10,096.15	20.6%	2,082.84	12,178.99
9685876	Engineering Consultant	TTS	Exempt	Wave 1 (US)	12,250.00	20.6%	2,527.18	14,777.18
22869325	Engineer	TTS	Exempt	Wave 1 (US)	11,234.00	20.6%	2,317.57	13,551.57
27624006	Sr Engineer	TTS	Exempt	Wave 1 (US)	12,326.93	20.6%	2,543.05	14,869.98
33325853	Engineer	TTS	Exempt	Wave 1 (US)	9,000.00	20.6%	1,856.70	10,856.70
39622782	Engineer	TTS	Exempt	Wave 1 (US)	8,788.45	20.6%	1,813.06	10,601.51
47065065	Engineer	TTS	Exempt	Wave 1 (US)	7,028.85	20.6%	1,450.05	8,478.90
59759084	Engineer	TTS	Exempt	Wave 1 (US)	9,855.77	20.6%	2,033.25	11,889.02
60523909	Engineer	TTS	Exempt	Wave 1 (US)	7,596.15	20.6%	1,567.09	9,163.24
60563244	Engineer	TTS	Exempt	Wave 1 (US)	10,350.00	20.6%	2,135.21	12,485.21
60945755	Engineer	TTS	Exempt	Wave 1 (US)	10,048.07	20.6%	2,072.92	12,120.99
61868196	Engineer	TTS	Exempt	Wave 1 (US)	9,875.00	20.6%	2,037.21	11,912.21
61919395	Engineer	TTS	Exempt	Wave 1 (US)	9,653.85	20.6%	1,991.59	11,645.44
62827597	Sr Engineer	TTS	Exempt	Wave 1 (US)	11,788.45	20.6%	2,431.96	14,220.41
64421589	Engineer	TTS	Exempt	Wave 1 (US)	8,846.15	20.6%	1,824.96	10,671.11
66163783	Associate Engineer	TTS	Exempt	Wave 1 (US)	6,923.07	20.6%	1,428.23	8,351.30
66200940	Engineer	TTS	Exempt	Wave 1 (US)	8,028.85	20.6%	1,656.35	9,685.20
22736532	Sr Project Manager	TTS	Exempt	Wave 1 (US)	10,240.37	20.6%	2,112.59	12,352.96



March Payroll Data by PMN/EID

25327495	Project Manager	TTS	Exempt	Wave 1 (US)	7,019.22	20.6%	1,448.07	8,467.29
25343773	Sr Project Manager	TTS	Exempt	Wave 1 (US)	12,259.62	20.6%	2,529.16	14,788.78
34612895	Process Analyst	TTS	Exempt	Wave 1 (US)	7,567.30	20.6%	1,561.13	9,128.43
39768296	Process Analyst	TTS	Exempt	Wave 1 (US)	6,942.30	20.6%	1,432.20	8,374.50
39773213	Process Analyst	TTS	Exempt	Wave 1 (US)	7,192.30	20.6%	1,483.77	8,676.07
56853997	Sr Project Manager	TTS	Exempt	Wave 1 (US)	10,596.15	20.6%	2,185.99	12,782.14
60200557	Associate Process Analyst	TTS	Exempt	Wave 1 (US)	6,586.55	20.6%	1,358.81	7,945.36
65479552	Sr Process Analyst	TTS	Exempt	Wave 1 (US)	11,057.70	20.6%	2,281.20	13,338.90
9631573	Sr Process Analyst	TTS	Exempt	Wave 2 (US)	11,000.00	20.6%	2,269.30	13,269.30
24950933	Manager TTS	TTS	Exempt	Wave 2 (US)	14,624.99	20.6%	3,017.14	17,642.13
34860387	Sr Engineer	TTS	Exempt	Wave 2 (US)	8,801.15	20.6%	1,815.68	10,616.83
47665377	Process Analyst	TTS	Exempt	Wave 2 (US)	8,399.99	20.6%	1,732.92	10,132.91
47775739	Business Analyst	TTS	Exempt	Wave 2 (US)	8,711.53	20.6%	1,797.19	10,508.72
48409783	Engineer	TTS	Exempt	Wave 2 (US)	10,061.54	20.6%	2,075.70	12,137.24
48791925	Process Analyst	TTS	Exempt	Wave 2 (US)	9,265.38	20.6%	1,911.45	11,176.83
54956578	Sr Group Manager TTS	TTS	Exempt	Wave 2 (US)	16,626.91	20.6%	3,430.13	20,057.04
55231617	Sr Engineer	TTS	Exempt	Wave 2 (US)	12,342.30	20.6%	2,546.22	14,888.52
55865646	Engineer	TTS	Exempt	Wave 2 (US)	9,005.77	20.6%	1,857.89	10,863.66
57344574	Engineer	TTS	Exempt	Wave 2 (US)	6,884.62	20.6%	1,420.30	8,304.92
57344707	Associate Engineer	TTS	Exempt	Wave 2 (US)	5,423.76	20.6%	1,118.92	6,542.68
58017369	Manager TTS	TTS	Exempt	Wave 2 (US)	11,903.85	20.6%	2,455.76	14,359.61
58944802	Engineer	TTS	Exempt	Wave 2 (US)	9,098.07	20.6%	1,876.93	10,975.00
60669199	Engineer	TTS	Exempt	Wave 2 (US)	7,444.22	20.6%	1,535.74	8,979.96
60739752	Sr Process Analyst	TTS	Exempt	Wave 2 (US)	9,078.84	20.6%	1,872.96	10,951.80
61680351	Sr Process Analyst	TTS	Exempt	Wave 2 (US)	10,138.47	20.6%	2,091.57	12,230.04
66033267	Engineer	TTS	Exempt	Wave 2 (US)	10,096.15	20.6%	2,082.84	12,178.99
49157399	Sr Project Manager	TTS	Exempt	Wave 1 (US)	13,940.00	20.6%	2,875.82	16,815.82
1925676	Business Consultant	TTS	Exempt	Wave 3 (US)	13,330.76	20.6%	2,750.14	16,080.90
9614207	Manager TTS	TTS	Exempt	Wave 3 (US)	14,065.38	20.6%	2,901.69	16,967.07
9680778	Sr Engineer	TTS	Exempt	Wave 3 (US)	11,015.39	20.6%	2,272.47	13,287.86
22765853	Sr Director TTS	TTS	Exempt	Wave 3 (US)	26,653.84	20.6%	5,498.69	32,152.53
22866156	Project Mgmt Consultant	TTS	Exempt	Wave 3 (US)	12,611.55	20.6%	2,601.76	15,213.31
23190705	Engineer	TTS	Exempt	Wave 3 (US)	9,034.62	20.6%	1,863.84	10,898.46
24394108	Manager TTS	TTS	Exempt	Wave 3 (US)	12,638.45	20.6%	2,607.31	15,245.76
25475666	Business Consultant	TTS	Exempt	Wave 3 (US)	13,821.16	20.6%	2,851.31	16,672.47
25738725	Project Mgmt Consultant	TTS	Exempt	Wave 3 (US)	12,058.45	20.6%	2,487.66	14,546.11
31186570	Group Manager TTS	TTS	Exempt	Wave 3 (US)	16,624.76	20.6%	3,429.69	20,054.45
32046476	Project Mgmt Consultant	TTS	Exempt	Wave 3 (US)	13,561.54	20.6%	2,797.75	16,359.29
32464810	Project Manager	TTS	Exempt	Wave 3 (US)	8,190.38	20.6%	1,689.68	9,880.06
32608390	Sr Sourcing Analyst	TTS	Exempt	Wave 3 (US)	9,750.00	20.6%	2,011.43	11,761.43

March Payroll Data by PMN/EID

32609190	Business Consultant	TTS	Exempt	Wave 3 (US)	12,923.07	20.6%	2,666.03	15,589.10
32902231	Group Manager TTS	TTS	Exempt	Wave 3 (US)	14,692.31	20.6%	3,031.02	17,723.33
33103706	Manager TTS	TTS	Exempt	Wave 3 (US)	13,590.38	20.6%	2,803.70	16,394.08
34856187	Engineering Consultant	TTS	Exempt	Wave 3 (US)	13,396.15	20.6%	2,763.63	16,159.78
35531383	Sr Business Analyst	TTS	Exempt	Wave 3 (US)	11,509.61	20.6%	2,374.43	13,884.04
35540228	Group Manager TTS	TTS	Exempt	Wave 3 (US)	15,161.54	20.6%	3,127.83	18,289.37
39350681	Business Consultant	TTS	Exempt	Wave 3 (US)	13,792.31	20.6%	2,845.35	16,637.66
47950662	Sr Business Analyst	TTS	Exempt	Wave 3 (US)	11,246.15	20.6%	2,320.08	13,566.23
50226430	Project Mgmt Consultant	TTS	Exempt	Wave 3 (US)	13,715.38	20.6%	2,829.48	16,544.86
52488871	Sr Business Analyst	TTS	Exempt	Wave 3 (US)	12,373.08	20.6%	2,552.57	14,925.65
54530845	Engineer	TTS	Exempt	Wave 3 (US)	8,473.08	20.6%	1,748.00	10,221.08
56250095	Project Mgmt Consultant	TTS	Exempt	Wave 3 (US)	12,848.07	20.6%	2,650.56	15,498.63
58597154	Sr Group Manager TTS	TTS	Exempt	Wave 3 (US)	15,569.23	20.6%	3,211.93	18,781.16
58722349	Associate Engineer	TTS	Exempt	Wave 3 (US)	5,804.86	20.6%	1,197.54	7,002.40
59804567	Project Mgmt Consultant	TTS	Exempt	Wave 3 (US)	13,453.84	20.6%	2,775.53	16,229.37
59886531	Sr Engineer	TTS	Exempt	Wave 3 (US)	11,923.07	20.6%	2,459.73	14,382.80
59900399	Engineer	TTS	Exempt	Wave 3 (US)	10,196.15	20.6%	2,103.47	12,299.62
59945501	Assoc Project Manager	TTS	Exempt	Wave 3 (US)	5,767.31	20.6%	1,189.80	6,957.11
60099512	Engineer	TTS	Exempt	Wave 3 (US)	11,757.69	20.6%	2,425.61	14,183.30
60148251	Sr Business Analyst	TTS	Exempt	Wave 3 (US)	11,267.30	20.6%	2,324.44	13,591.74
60199858	Associate Engineer	TTS	Exempt	Wave 3 (US)	6,603.84	20.6%	1,362.37	7,966.21
60228988	Sr Engineer	TTS	Exempt	Wave 3 (US)	11,696.16	20.6%	2,412.92	14,109.08
60253614	Manager TTS	TTS	Exempt	Wave 3 (US)	13,140.39	20.6%	2,710.86	15,851.25
60362175	Sr Project Manager	TTS	Exempt	Wave 3 (US)	10,838.47	20.6%	2,235.98	13,074.45
60392701	Manager TTS	TTS	Exempt	Wave 3 (US)	13,592.30	20.6%	2,804.09	16,396.39
60687365	Engineer	TTS	Exempt	Wave 3 (US)	9,467.31	20.6%	1,953.11	11,420.42
60771441	Director Assistant	TTS	Non-Exempt	Wave 3 (US)	5,024.80	38.4%	1,929.52	6,954.32
61097424	Sr Process Analyst	TTS	Exempt	Wave 3 (US)	10,507.69	20.6%	2,167.74	12,675.43
61512182	Engineer	TTS	Exempt	Wave 3 (US)	9,884.62	20.6%	2,039.20	11,923.82
62706262	Engineer	TTS	Exempt	Wave 3 (US)	8,623.07	20.6%	1,778.94	10,402.01
62764378	Business Analyst	TTS	Exempt	Wave 3 (US)	9,432.69	20.6%	1,945.96	11,378.65
64186109	Project Manager	TTS	Exempt	Wave 3 (US)	7,898.08	20.6%	1,629.37	9,527.45
64784184	Project Manager	TTS	Exempt	Wave 3 (US)	8,900.00	20.6%	1,836.07	10,736.07
65073181	Engineering Consultant	TTS	Exempt	Wave 3 (US)	13,515.39	20.6%	2,788.22	16,303.61
65176208	Business Analyst	TTS	Exempt	Wave 3 (US)	9,653.84	20.6%	1,991.59	11,645.43
25172818	Sr Engineer	TTS	Exempt	Wave 1 (US)	11,480.77	20.6%	2,368.48	13,849.25
27787134	TA Consultant	TTS	Exempt	Wave 1 (US)	14,509.62	20.6%	2,993.33	17,502.95
47897996	TA Consultant	TTS	Exempt	Wave 1 (US)	13,682.70	20.6%	2,822.74	16,505.44
50199298	TA Consultant	TTS	Exempt	Wave 1 (US)	13,480.77	20.6%	2,781.08	16,261.85
51426567	TA Consultant Digital	TTS	Exempt	Wave 1 (US)	13,461.55	20.6%	2,777.12	16,238.67

March Payroll Data by PMN/EID

54216544	TA Consultant	TTS	Exempt	Wave 1 (US)	15,419.22	20.6%	3,180.99	18,600.21
56259336	Sr Technical Architect	TTS	Exempt	Wave 1 (US)	11,394.22	20.6%	2,350.63	13,744.85
6179436	Sr Business Analyst	TTS	Exempt	Wave 1 (US)	11,586.55	20.6%	2,390.31	13,976.86
9566027	Business Consultant	TTS	Exempt	Wave 1 (US)	13,894.22	20.6%	2,866.38	16,760.60
9600958	Business Consultant	TTS	Exempt	Wave 1 (US)	14,298.07	20.6%	2,949.69	17,247.76
9641754	Business Consultant	TTS	Exempt	Wave 1 (US)	12,730.77	20.6%	2,626.36	15,357.13
9675075	Sr Process Analyst	TTS	Exempt	Wave 1 (US)	10,009.62	20.6%	2,064.98	12,074.60
9683640	Sr Business Analyst	TTS	Exempt	Wave 1 (US)	10,480.77	20.6%	2,162.18	12,642.95
13221999	Sr Business Analyst	TTS	Exempt	Wave 1 (US)	10,538.45	20.6%	2,174.08	12,712.53
16971087	Business Consultant	TTS	Exempt	Wave 1 (US)	12,182.70	20.6%	2,513.29	14,695.99
22934350	Sr Group Manager TTS	TTS	Exempt	Wave 1 (US)	17,932.70	20.6%	3,699.52	21,632.22
23496169	Group Manager TTS	TTS	Exempt	Wave 1 (US)	15,480.77	20.6%	3,193.68	18,674.45
24951519	Business Consultant	TTS	Exempt	Wave 1 (US)	12,548.07	20.6%	2,588.67	15,136.74
26152389	Project Manager	TTS	Exempt	Wave 1 (US)	10,653.85	20.6%	2,197.89	12,851.74
29600640	Manager TTS	TTS	Exempt	Wave 1 (US)	12,634.62	20.6%	2,606.52	15,241.14
32505307	Manager TTS	TTS	Exempt	Wave 1 (US)	12,259.62	20.6%	2,529.16	14,788.78
45173747	Business Analyst	TTS	Exempt	Wave 1 (US)	10,003.85	20.6%	2,063.79	12,067.64
46307369	Dir TTS	TTS	Exempt	Wave 1 (US)	21,250.00	20.6%	4,383.88	25,633.88
56812985	Process Analyst	TTS	Exempt	Wave 1 (US)	9,019.22	20.6%	1,860.67	10,879.89
58106238	Program Manager	TTS	Exempt	Wave 1 (US)	13,115.37	20.6%	2,705.70	15,821.07
59804559	Project Mgmt Consultant	TTS	Exempt	Wave 1 (US)	12,663.45	20.6%	2,612.47	15,275.92
60403961	Sr Business Analyst	TTS	Exempt	Wave 1 (US)	9,278.85	20.6%	1,914.23	11,193.08
60409034	Associate Process Analyst	TTS	Exempt	Wave 1 (US)	6,682.70	20.6%	1,378.64	8,061.34
60737103	Sr Business Analyst	TTS	Exempt	Wave 1 (US)	8,238.45	20.6%	1,699.59	9,938.04
61962668	Project Mgmt Consultant	TTS	Exempt	Wave 1 (US)	12,394.22	20.6%	2,556.93	14,951.15
64523467	Sr Business Analyst	TTS	Exempt	Wave 1 (US)	11,298.07	20.6%	2,330.79	13,628.86
64770944	Project Manager	TTS	Exempt	Wave 1 (US)	9,134.62	20.6%	1,884.47	11,019.09
65237794	Project Manager	TTS	Exempt	Wave 1 (US)	9,615.37	20.6%	1,983.65	11,599.02
66095084	Sr Project Manager	TTS	Exempt	Wave 1 (US)	11,538.45	20.6%	2,380.38	13,918.83
59090274	Sr Engineer	TTS	Exempt	Wave 2 (US)	10,488.46	20.6%	2,163.77	12,652.23
46589701	Sr Sourcing Analyst	TTS	Exempt	Wave 3 (US)	10,517.30	20.6%	2,169.72	12,687.02
60490620	Sourcing Analyst	TTS	Exempt	Wave 3 (US)	9,034.62	20.6%	1,863.84	10,898.46
9654468	Engineering Consultant	TTS	Exempt	Wave 1 (US)	13,721.15	20.6%	2,830.67	16,551.82
30384010	Engineering Consultant	TTS	Exempt	Wave 1 (US)	15,082.70	20.6%	3,111.56	18,194.26
60142981	Engineer	TTS	Exempt	Wave 1 (US)	9,269.22	20.6%	1,912.24	11,181.46
52238896	Project Mgmt Consultant	TTS	Exempt	Wave 1 (US)	14,538.45	20.6%	2,999.28	17,537.73
60314416	Sr Process Analyst	TTS	Exempt	Wave 2 (US)	11,192.31	20.6%	2,308.97	13,501.28
47898804	Project Mgmt Consultant	TTS	Exempt	Wave 3 (US)	13,034.62	20.6%	2,689.04	15,723.66
52836251	Asst Manager BSS	Merch	Exempt	India - Wave 2	1,319.14	20.6%	272.14	1,591.28
52865136	Sr Team Lead BSS	Merch	Exempt	India - Wave 2	940.62	20.6%	194.05	1,134.67



March Payroll Data by PMN/EID

58506445	Sr Master Data Specialist BSS	Merch	Exempt	India - Wave 2	364.12	20.6%	75.12	439.23
60669181	Sr Master Data Specialist BSS	Merch	Exempt	India - Wave 2	223.64	20.6%	46.14	269.78
60669249	Sr Master Data Specialist BSS	Merch	Exempt	India - Wave 2	198.07	20.6%	40.86	238.93
60691318	Sr Master Data Specialist BSS	Merch	Exempt	India - Wave 2	209.69	20.6%	43.26	252.95
61178612	Sr Master Data Specialist BSS	Merch	Exempt	India - Wave 2	196.69	20.6%	40.58	237.27
64245210	Master Data Specialist BSS	Merch	Exempt	India - Wave 2	32.59	20.6%	6.72	39.31
65027294	Master Data Specialist BSS	Merch	Exempt	India - Wave 2	233.32	20.6%	48.13	281.46
52840964	Assistant Manager MPD	Merch	Exempt	India - Wave 2	1,429.53	20.6%	294.91	1,724.44
57033003	Sr Team Leader MPD	Merch	Exempt	India - Wave 2	1,024.14	20.6%	211.28	1,235.42
58017112	Sr Business Analyst MPD	Merch	Exempt	India - Wave 2	559.56	20.6%	115.44	675.00
60312360	Business Analyst MPD	Merch	Exempt	India - Wave 2	504.49	20.6%	104.08	608.57
60321866	Business Analyst MPD	Merch	Exempt	India - Wave 2	508.96	20.6%	105.00	613.96
61950762	Business Analyst MPD	Merch	Exempt	India - Wave 2	426.95	20.6%	88.08	515.03
61994711	Business Analyst MPD	Merch	Exempt	India - Wave 2	426.95	20.6%	88.08	515.03
62341037	Assoc Business Analyst MPD	Merch	Exempt	India - Wave 2	7.85	20.6%	1.62	9.47
64236938	Assoc Business Analyst MPD	Merch	Exempt	India - Wave 2	54.74	20.6%	11.29	66.03
64241102	Assoc Business Analyst MPD	Merch	Exempt	India - Wave 2	331.34	20.6%	68.36	399.70
52827516	Sr Delivery Manager TTS	TTS	Exempt	India - Wave 2	11,259.03	20.6%	2,322.74	13,581.77
65937088	Business Analyst	TTS	Exempt	India - Wave 2	2,374.46	20.6%	489.85	2,864.31
52901188	Manager Delivery Services	TTS	Exempt	India - Wave 3	2,626.82	20.6%	541.91	3,168.73
52826922	Sr Team Leader Vendor Income	Finance	Exempt	India - Wave 2	1,196.54	20.6%	246.85	1,443.39
52897584	Project Leader Merch Payable	Finance	Exempt	India - Wave 3	1,292.07	20.6%	266.55	1,558.62
53193850	Project Leader Merch Payable	Finance	Exempt	India - Wave 3	1,821.07	20.6%	375.69	2,196.75
53979241	Sr Executive Merch Payable	Finance	Exempt	India - Wave 3	800.70	20.6%	165.18	965.88
54026497	Sr Executive Merch Payable	Finance	Exempt	India - Wave 3	700.95	20.6%	144.61	845.55
55675433	Sr Executive Merch Payable	Finance	Exempt	India - Wave 3	554.97	20.6%	114.49	669.46
55677827	Sr Executive Vendor Income	Finance	Exempt	India - Wave 2	482.81	20.6%	99.60	582.41
55699557	Sr Executive Merch Payable	Finance	Exempt	India - Wave 3	647.27	20.6%	133.53	780.81
55712970	Sr Executive Merch Payable	Finance	Exempt	India - Wave 3	550.65	20.6%	113.60	664.25
55962294	Sr Executive Merch Payable	Finance	Exempt	India - Wave 3	539.96	20.6%	111.39	651.35
56779226	Executive Merchandise Payable	Finance	Exempt	India - Wave 3	332.74	20.6%	68.64	401.38
57311466	Executive Merchandise Payable	Finance	Exempt	India - Wave 3	324.34	20.6%	66.91	391.26
59367664	Biz Proc Specialist AccPayable	Finance	Exempt	India - Wave 3	667.53	20.6%	137.71	805.24
59836585	Executive Vendor Income	Finance	Exempt	India - Wave 2	487.56	20.6%	100.58	588.15
59998393	Executive Vendor Income	Finance	Exempt	India - Wave 2	429.91	20.6%	88.69	518.60
60390762	Executive Merchandise Payable	Finance	Exempt	India - Wave 3	354.59	20.6%	73.15	427.74
60445608	Sr Executive Merch Payable	Finance	Exempt	India - Wave 3	399.14	20.6%	82.34	481.48
60445616	Executive Merchandise Payable	Finance	Exempt	India - Wave 3	344.50	20.6%	71.07	415.57
60445632	Sr Executive Vendor Income	Finance	Exempt	India - Wave 2	417.87	20.6%	86.21	504.08
60681426	Biz Proc Specialist AccPayable	Finance	Exempt	India - Wave 3	629.91	20.6%	129.95	759.86

March Payroll Data by PMN/EID

60691292	Executive Merchandise Payable	Finance	Exempt	India - Wave 3	482.92	20.6%	99.63	582.55
60696929	Sr Executive Merch Payable	Finance	Exempt	India - Wave 3	546.33	20.6%	112.71	659.03
60703733	Executive Merchandise Payable	Finance	Exempt	India - Wave 3	547.82	20.6%	113.02	660.84
60766466	Sr Executive Merch Payable	Finance	Exempt	India - Wave 3	635.48	20.6%	131.10	766.58
60772662	Sr Executive Merch Payable	Finance	Exempt	India - Wave 3	768.62	20.6%	158.57	927.19
60853082	Sr Executive Merch Payable	Finance	Exempt	India - Wave 3	565.63	20.6%	116.69	682.32
60923992	Sr Executive Merch Payable	Finance	Exempt	India - Wave 3	452.23	20.6%	93.29	545.52
60924016	Sr Executive Merch Payable	Finance	Exempt	India - Wave 3	436.27	20.6%	90.00	526.27
62075130	Sr Team Leader Merch Payable	Finance	Exempt	India - Wave 3	1,222.18	20.6%	252.14	1,474.32
62213202	Executive Merchandise Payable	Finance	Exempt	India - Wave 3	324.34	20.6%	66.91	391.26
62230222	Executive Merchandise Payable	Finance	Exempt	India - Wave 3	324.34	20.6%	66.91	391.26
62965389	Sr Team Leader Merch Payable	Finance	Exempt	India - Wave 3	995.18	20.6%	205.31	1,200.48
63124028	Executive Merchandise Payable	Finance	Exempt	India - Wave 3	10.84	20.6%	2.24	13.08
52840048	Manager Reporting	EBI	Exempt	India - Wave 2	2,016.73	20.6%	416.05	2,432.78
52862331	Manager Reporting	EBI	Exempt	India - Wave 2	2,325.79	20.6%	479.81	2,805.60
52884624	Lead Developer BI	EBI	Exempt	India - Wave 2	1,382.66	20.6%	285.24	1,667.90
52955564	Manager Reporting	EBI	Exempt	India - Wave 2	3,265.63	20.6%	673.70	3,939.34
53874491	Lead Developer BI	EBI	Exempt	India - Wave 2	1,242.17	20.6%	256.26	1,498.43
53902052	Manager Analytics	EBI	Exempt	India - Wave 2	4,152.12	20.6%	856.58	5,008.70
54210554	Sr Lead Developer BI	EBI	Exempt	India - Wave 2	1,522.78	20.6%	314.15	1,836.93
56464688	Lead Developer BI	EBI	Exempt	India - Wave 2	3,661.21	20.6%	755.31	4,416.52
58219965	Lead Developer BI	EBI	Exempt	India - Wave 2	920.39	20.6%	189.88	1,110.26
63943492	Lead Developer BI	EBI	Exempt	India - Wave 2	1,319.14	20.6%	272.14	1,591.28
64658735	Lead Developer BI	EBI	Exempt	India - Wave 2	1,517.01	20.6%	312.96	1,829.97
65154270	Lead Developer BI	EBI	Exempt	India - Wave 2	1,174.04	20.6%	242.21	1,416.25
65603979	Sr Developer BI	EBI	Exempt	India - Wave 2	855.32	20.6%	176.45	1,031.77
53273702	Manager Reporting	EBI	Exempt	India - Wave 2	2,327.44	20.6%	480.15	2,807.59
62512587	Assoc Analyst Data Quality	EBI	Exempt	India - Wave 2	629.23	20.6%	129.81	759.04
52873924	Business Manager Reporting	EBI	Exempt	India - Wave 2	4,111.61	20.6%	848.22	4,959.83
52861804	Associate Process Analyst	TTS	Exempt	India - Wave 2	1,780.13	20.6%	367.24	2,147.37
58645201	Manager Delivery Services	TTS	Exempt	India - Wave 2	2,731.14	20.6%	563.44	3,294.58
61660221	Process Analyst	TTS	Exempt	India - Wave 2	2,078.32	20.6%	428.76	2,507.07
58065095	Database Architect II	TTS	Exempt	India - Wave 2	3,098.79	20.6%	639.28	3,738.07
52861598	Manager MP	Merch	Exempt	India - Wave 2	2,099.93	20.6%	433.22	2,533.15
52897618	Sr Team Lead MS	Merch	Exempt	India - Wave 2	1,251.06	20.6%	258.09	1,509.16
52898038	Replenishment Expert	Merch	Exempt	India - Wave 2	1,079.25	20.6%	222.65	1,301.90
60543261	Business Analyst MP	Merch	Exempt	India - Wave 2	545.61	20.6%	112.56	658.17
63982045	Business Analyst MP	Merch	Exempt	India - Wave 2	522.38	20.6%	107.77	630.15
65174526	Assistant Manager MP	Merch	Exempt	India - Wave 2	1,411.49	20.6%	291.19	1,702.68
62128970	Executive Procurement	TP	Exempt	India - Wave 2	365.08	20.6%	75.32	440.40

March Payroll Data by PMN/EID

62228002	Executive Procurement	TP	Exempt	India - Wave 2	427.40	20.6%	88.17	515.58
57824724	Sr Software Engineer	TTS	Exempt	India - Wave 2	1,150.43	20.6%	237.33	1,387.77
56601529	Software Engineer	TTS	Exempt	India - Wave 2	1,044.88	20.6%	215.56	1,260.44
56311301	Sr Business Analyst	TTS	Exempt	India - Wave 3	2,969.97	20.6%	612.70	3,582.67
56718513	Sr Software Engineer	TTS	Exempt	India - Wave 2	1,029.50	20.6%	212.39	1,241.88
58121278	Technical Architect Consultant	TTS	Exempt	India - Wave 3	3,414.75	20.6%	704.46	4,119.21
58264342	Sr Delivery Manager TTS	TTS	Exempt	India - Wave 3	4,184.39	20.6%	863.24	5,047.63
58325531	Software Engineer	TTS	Exempt	India - Wave 2	905.14	20.6%	186.73	1,091.87
59843128	Delivery Manager TTS	TTS	Exempt	India - Wave 2	3,845.31	20.6%	793.29	4,638.60
60298437	Business Analyst	TTS	Exempt	India - Wave 3	2,820.85	20.6%	581.94	3,402.79
60409117	Business Analyst	TTS	Exempt	India - Wave 3	2,177.75	20.6%	449.27	2,627.02
60648441	Senior Technical Architect	TTS	Exempt	India - Wave 2	3,064.83	20.6%	632.27	3,697.11
60887114	Technical Architect	TTS	Exempt	India - Wave 2	2,042.14	20.6%	421.29	2,463.43
63994990	Group Manager TTS	TTS	Exempt	India - Wave 2	4,534.27	20.6%	935.42	5,469.69
64271018	Assoc Technical Architect	TTS	Exempt	India - Wave 3	1,912.75	20.6%	394.60	2,307.35
64685522	Manager Delivery Services	TTS	Exempt	India - Wave 2	2,869.14	20.6%	591.90	3,461.04
64890213	Technical Architect	TTS	Exempt	India - Wave 2	2,123.83	20.6%	438.15	2,561.97
65078438	Business Analyst	TTS	Exempt	India - Wave 2	2,308.50	20.6%	476.24	2,784.74
65390486	Technical Architect	TTS	Exempt	India - Wave 3	2,110.63	20.6%	435.42	2,546.05
60298445	Property Mgmt Business Partner	TTS	Exempt	India - Wave 3	20,034.88	20.6%	4,133.20	24,168.08
61082095	Technical Architect	TTS	Exempt	India - Wave 2	12,982.19	20.6%	2,678.23	15,660.42
52825544	Assoc Analyst Vendor Income	Finance	Exempt	India - Wave 2	1,094.75	20.6%	225.85	1,320.59
56471634	Analyst Data Quality	EBI	Exempt	India - Wave 2	1,367.41	20.6%	282.10	1,649.51
51138261	Sr Delivery Manager TTS	TTS	Exempt	India - Wave 2	4,410.44	20.6%	909.87	5,320.32
52901204	Associate Analyst Testing	TTS	Exempt	India - Wave 2	1,359.91	20.6%	280.55	1,640.46
54026513	Assoc Analyst Receipt Control	Finance	Exempt	India - Wave 2	706.80	20.6%	145.81	852.61
60681376	Sr Executive Receipt Control	Finance	Exempt	India - Wave 2	548.67	20.6%	113.19	661.86
58033861	Executive Inventory Acc	Finance	Exempt	India - Wave 2	329.22	20.6%	67.92	397.13
53339354	Sr Quality Analyst	TTS	Exempt	India - Wave 2	1,123.31	20.6%	231.74	1,355.05
52862364	Lead Developer BI	EBI	Exempt	India - Wave 2	1,408.65	20.6%	290.60	1,699.25
57755928	Sr Executive HROC	HR	Exempt	India - Wave 2	573.26	20.6%	118.26	691.53
58227083	Sr Executive HROC	HR	Exempt	India - Wave 3	545.73	20.6%	112.58	658.31
58355223	Assistant Manager HROC	HR	Exempt	India - Wave 2	1,513.63	20.6%	312.26	1,825.90
58656950	Sr Executive HROC	HR	Exempt	India - Wave 2	503.16	20.6%	103.80	606.96
59367649	Specialist HROC	HR	Exempt	India - Wave 3	533.01	20.6%	109.96	642.97
60355757	Sr Executive HROC	HR	Exempt	India - Wave 2	456.29	20.6%	94.13	550.42
62774799	Executive HROC	HR	Exempt	India - Wave 2	341.15	20.6%	70.38	411.53
64112238	Executive HROC	HR	Exempt	India - Wave 2	331.34	20.6%	68.36	399.70
64692809	Executive HROC	HR	Exempt	India - Wave 2	324.34	20.6%	66.91	391.26
64692817	Executive HROC	HR	Exempt	India - Wave 2	331.34	20.6%	68.36	399.70

March Payroll Data by PMN/EID

64697907	Executive HROC	HR	Exempt	India - Wave 2	324.34	20.6%	66.91	391.26
65113524	Executive HROC	HR	Exempt	India - Wave 2	324.34	20.6%	66.91	391.26
52842663	Specialist Sales Promo Mktg	Marketing	Exempt	India - Wave 2	800.38	20.6%	165.12	965.50
58302472	Specialist Sales Promo Mktg	Marketing	Exempt	India - Wave 2	767.13	20.6%	158.26	925.38
60424371	Sr Exec Sales Promotion Mktg	Marketing	Exempt	India - Wave 2	515.63	20.6%	106.37	622.00
60424389	Sr Exec Sales Promotion Mktg	Marketing	Exempt	India - Wave 2	622.63	20.6%	128.45	751.08
60435021	Sr Team Leader SPM	Marketing	Exempt	India - Wave 2	1,160.01	20.6%	239.31	1,399.32
60732799	Sr Exec Sales Promotion Mktg	Marketing	Exempt	India - Wave 2	581.43	20.6%	119.95	701.37
60732849	Sr Exec Sales Promotion Mktg	Marketing	Exempt	India - Wave 2	537.50	20.6%	110.89	648.38
61044632	Sr Exec Sales Promotion Mktg	Marketing	Exempt	India - Wave 2	544.51	20.6%	112.33	656.85
63877617	Sr Exec Sales Promotion Mktg	Marketing	Exempt	India - Wave 2	544.81	20.6%	112.39	657.21
60220407	Specialist ISM Procurement	Marketing	Exempt	India - Wave 2	680.60	20.6%	140.41	821.00
60669173	Sr Executive ISM Procurement	Marketing	Exempt	India - Wave 2	516.13	20.6%	106.48	622.61
63994966	Specialist ISM Procurement	Marketing	Exempt	India - Wave 2	700.47	20.6%	144.51	844.97
64168669	Sr Executive ISM Procurement	Marketing	Exempt	India - Wave 2	501.28	20.6%	103.41	604.69
52941564	Business Mgr Finance Ops	Finance	Exempt	India - Wave 3	2,697.59	20.6%	556.51	3,254.10
58302571	Sr Executive Payroll	Finance	Exempt	India - Wave 3	331.74	20.6%	68.44	400.18
58334715	Software Engineer	TTS	Exempt	India - Wave 3	759.39	20.6%	156.66	916.06
52834215	Assoc Lead Delivery Services	TTS	Exempt	India - Wave 2	1,572.80	20.6%	324.47	1,897.26
52840345	Assoc Business Analyst TTS	TTS	Exempt	India - Wave 2	1,356.77	20.6%	279.90	1,636.67
52840873	Analyst Testing	TTS	Exempt	India - Wave 2	15,562.70	20.6%	3,210.59	18,773.29
					<b>4,875,921.69</b>		<b>1,053,878.41</b>	<b>5,929,800.10</b>

										FR Formatted	
PYRAMID	ARR ID	Cost Center	Company code	G/L Account Description	G/L Account	MTD Actual	Segment	Value Type	SAP Account Group (ARR)	Reporting Category	Debit/Credit Amount
		93627100		1114 RELOCATION EXPENSE	7110110	41,814.35			Relocation	Expat Travel/Relo	41,814.35 6
		93627100		1114 AIRFARE	7120130	655.45			Travel and Entertainment	Expat Travel/Relo	655.45 6
		93627100		1114 CAR RENTAL	7120160	100.08			Travel and Entertainment	Expat Travel/Relo	100.08 6
		93627100		1114 DATA NETWORK EXPENSE	7140110	48.95			Communications	Expat Travel/Relo	48.95 6
		93627100		1114 MINIMUM RENT	7162120	190,461.13			Occupancy	Expat Rent	190,461.13 5
DST	DST_HQ_ALLOTH	93204000		1114 OTHER PROF SERV	7070220	1,300.00	CADRTL		30 Professional Services	Other	1,300.00
DST	DST_HQ_ALLOTH	93204000		1114 AIRFARE	7120130	25.00	CADRTL		30 Travel and Entertainment	Other	25.00
DST	DST_HQ_ALLOTH	93204000		1114 TRAVEL EXPENSES	7120140	30.20	CADRTL		30 Travel and Entertainment	Other	30.20
DST	DST_HQ_ALLOTH	93204000		1114 FOREIGN AIRFARE	7120170	1,265.41	CADRTL		30 Travel and Entertainment	Other	1,265.41
DST	DST_HQ_ALLOTH	93204000		1114 FOREIGN TRAVEL EXP	7120180	697.82	CADRTL		30 Travel and Entertainment	Other	697.82
DST	DST_HQ_ALLOTH	93204000		1114 FOREIGN MEALS/ENTERT	7120190	156.20	CADRTL		30 Travel and Entertainment	Other	156.20
DST	DST_HQ_ALLOTH	93204000		1114 CELL PHONE EXPENSE	7140140	1,466.55	CADRTL		30 Communications	Other	1,466.55
FIN	FIN_FINADM	93207000		1113 AIRFARE	7120130	(780.58)	CADRTL		30 Travel and Entertainment	Other	(780.58)
FIN	FIN_FINADM	93207000		1113 FOREIGN AIRFARE	7120170	(398.57)	CADRTL		30 Travel and Entertainment	Other	(398.57)
FIN	FIN_FINADM	93207000		1113 CELL PHONE EXPENSE	7140140	100.89	CADRTL		30 Communications	Other	100.89
MER	MER_MHQTOT_ADM	93203000		1114 FREIGHT EXPENSE	7062220	14.12	CADRTL		30 Services Purchased	Other	14.12
MER	MER_MHQTOT_ADM	93203000		1114 OTHER PROF SERV	7070220	258.00	CADRTL		30 Professional Services	Other	258.00
MER	MER_MHQTOT_ADM	93203000		1114 OTH MEALS/ENTERTAIN	7120120	15.73	CADRTL		30 Travel and Entertainment	Other	15.73
MER	MER_MHQTOT_ADM	93203000		1114 AIRFARE	7120130	1,133.04	CADRTL		30 Travel and Entertainment	Other	1,133.04
MER	MER_MHQTOT_ADM	93203000		1114 TRAVEL EXPENSES	7120140	1,020.00	CADRTL		30 Travel and Entertainment	Other	1,020.00
MER	MER_MHQTOT_ADM	93203000		1114 CAR RENTAL	7120160	4,946.28	CADRTL		30 Travel and Entertainment	Other	4,946.28
MER	MER_MHQTOT_ADM	93203000		1114 FOREIGN AIRFARE	7120170	8,729.62	CADRTL		30 Travel and Entertainment	Other	8,729.62
MER	MER_MHQTOT_ADM	93203000		1114 FOREIGN TRAVEL EXP	7120180	4,474.47	CADRTL		30 Travel and Entertainment	Other	4,474.47
MER	MER_MHQTOT_ADM	93203000		1114 FOREIGN MEALS/ENTERT	7120190	1,581.66	CADRTL		30 Travel and Entertainment	Other	1,581.66
MER	MER_MHQTOT_ADM	93203000		1114 DATA NETWORK EXPENSE	7140110	280.74	CADRTL		30 Communications	Other	280.74
MER	MER_MHQTOT_ADM	93203000		1114 CELL PHONE EXPENSE	7140140	4,460.43	CADRTL		30 Communications	Other	4,460.43
MER_TSS	MER_TSS_SRC_OTHER	93201000		1115 OFFICE SUPPLIES	7040110	70.58	CADRTL		30 Supplies	Other	70.58
MER_TSS	MER_TSS_SRC_OTHER	93201000		1115 CELL PHONE EXPENSE	7140140	1,052.55	CADRTL		30 Communications	Other	1,052.55
MER_TSS	MER_TSS_SRC_TRAVEL	93201000		1115 FOREIGN AIRFARE	7120170	2,454.00	CADRTL		30 Travel and Entertainment	Other	2,454.00
MKT	MKT_MARKET	93205000		1114 FOREIGN AIRFARE	7120170	1,300.56	CADRTL		30 Travel and Entertainment	Other	1,300.56
MKT	MKT_MARKET	93205000		1114 CELL PHONE EXPENSE	7140140	130.99	CADRTL		30 Communications	Other	130.99
OIE	OIE_LAWEXP_NP	93210000		1113 FREIGHT EXPENSE	7062220	22.80	CADRTL		30 Services Purchased	Other	22.80
OIE	OIE_OTHOIE_MHQ_EXA	82110178		1149 BANK SERVICE CHARGES	7063110	115.76	CADRTL		30 Services Purchased	Other	115.76
OIE	OIE_OTHOIE_MHQ_EXA	82110180		1151 BANK SERVICE CHARGES	7063110	233.15	CADRTL		30 Services Purchased	Other	233.15
OIE	OIE_OTHOIE_MHQ_EXA	93214000		1114 PROFDUES/MEMBER/SUBS	7080130	275.00	CADRTL		30 Professional Development	Other	275.00
OIE	OIE_OTHOIE_MHQ_EXA	93214000		1114 AIRFARE	7120130	23,760.00	CADRTL		30 Travel and Entertainment	Other	23,760.00
OIE	OIE_OTHOIE_MHQ_EXA	93214000		1114 FOREIGN AIRFARE	7120170	200.00	CADRTL		30 Travel and Entertainment	Other	200.00
OIE	OIE_OTHOIE_MHQ_EXA	93214000		1114 CELL PHONE EXPENSE	7140140	200.62	CADRTL		30 Communications	Other	200.62
OIE	OIE_OTHOIE_MISCEXP	82110077		1131 BANK SERVICE CHARGES	7063110	200.92	CADRTL		30 Services Purchased	Other	200.92
OIE	OIE_OTHOIE_MISCEXP	93218000		1129 BANK SERVICE CHARGES	7063110	72.77	CADRTL		30 Services Purchased	Other	72.77
OIE	OIE_TGTBRD	93261000		1066 LEGAL SERVICES	7070110	(265.36)	CADRTL		30 Professional Services	Other	(265.36)
OIE	OIE_TGTBRD	93261000		1066 OTHER PROF SERV	7070220	597.72	CADRTL		30 Professional Services	Other	597.72
STR	STR_STROPS	93202000		1114 FREIGHT EXPENSE	7062220	34.53	CADRTL		30 Services Purchased	Other	34.53
STR	STR_STROPS	93202000		1114 PROFDUES/MEMBER/SUBS	7080130	231.00	CADRTL		30 Professional Development	Other	231.00
STR	STR_STROPS	93202000		1114 TM MEALS/ENTERTAINMT	7120110	130.08	CADRTL		30 Travel and Entertainment	Other	130.08
STR	STR_STROPS	93202000		1114 OTH MEALS/ENTERTAIN	7120120	29.27	CADRTL		30 Travel and Entertainment	Other	29.27
STR	STR_STROPS	93202000		1114 AIRFARE	7120130	1,275.38	CADRTL		30 Travel and Entertainment	Other	1,275.38
STR	STR_STROPS	93416000		1001 AIRFARE	7120130	1,469.16	CADRTL		30 Travel and Entertainment	Other	1,469.16
STR	STR_STROPS	93416000		1001 TRAVEL EXPENSES	7120140	235.44	CADRTL		30 Travel and Entertainment	Other	235.44
STR	STR_STROPS	93202000		1114 CAR RENTAL	7120160	1,124.13	CADRTL		30 Travel and Entertainment	Other	1,124.13
STR	STR_STROPS	93202000		1114 FOREIGN AIRFARE	7120170	5,525.05	CADRTL		30 Travel and Entertainment	Other	5,525.05
STR	STR_STROPS	93202000		1114 FOREIGN TRAVEL EXP	7120180	866.30	CADRTL		30 Travel and Entertainment	Other	866.30
STR	STR_STROPS	93202000		1114 FOREIGN MEALS/ENTERT	7120190	394.98	CADRTL		30 Travel and Entertainment	Other	394.98
STR	STR_STROPS	93202000		1114 DATA NETWORK EXPENSE	7140110	30.00	CADRTL		30 Communications	Other	30.00
STR	STR_STROPS	93202000		1114 CELL PHONE EXPENSE	7140140	2,290.74	CADRTL		30 Communications	Other	2,290.74
STR	STR_STROPS	93416000		1001 CELL PHONE EXPENSE	7140140	179.59	CADRTL		30 Communications	Other	179.59
THR	THR_HOIHURE_US	93209000		1113 OTHER PROF SERV	7070220	375.00	CADRTL		30 Professional Services	Other	375.00
THR	THR_HOIHURE_US	93209000		1113 AIRFARE	7120130	1,003.63	CADRTL		30 Travel and Entertainment	Other	1,003.63
THR	THR_HOIHURE_US	93209000		1113 TRAVEL EXPENSES	7120140	78.85	CADRTL		30 Travel and Entertainment	Other	78.85
THR	THR_HOIHURE_US	93209000		1113 FOREIGN AIRFARE	7120170	(724.24)	CADRTL		30 Travel and Entertainment	Other	(724.24)
THR	THR_HOIHURE_US	93209000		1113 FOREIGN TRAVEL EXP	7120180	703.06	CADRTL		30 Travel and Entertainment	Other	703.06
THR	THR_HOIHURE_US	93209000		1113 FOREIGN MEALS/ENTERT	7120190	116.82	CADRTL		30 Travel and Entertainment	Other	116.82
THR	THR_HOIHURE_US	93209000		1113 CELL PHONE EXPENSE	7140140	1,418.01	CADRTL		30 Communications	Other	1,418.01
TPD	TPD_PDHQTE	93252000		1114 PROFDUES/MEMBER/SUBS	7080130	258.00	CADRTL		30 Professional Development	Other	258.00
TPD	TPD_PDHQTE	93523000		1114 TM MEALS/ENTERTAINMT	7120110	144.19	CADRTL		30 Travel and Entertainment	Other	144.19
TPD	TPD_PDHQTE	93252000		1114 AIRFARE	7120130	969.75	CADRTL		30 Travel and Entertainment	Other	969.75
TPD	TPD_PDHQTE	93523000		1114 FOREIGN AIRFARE	7120170	879.81	CADRTL		30 Travel and Entertainment	Other	879.81
TPD	TPD_PDHQTE	93252000		1114 CELL PHONE EXPENSE	7140140	327.62	CADRTL		30 Communications	Other	327.62
TPD	TPD_PDHQTE	93523000		1114 CELL PHONE EXPENSE	7140140	629.76	CADRTL		30 Communications	Other	629.76
TTS	TTS_OTHEXP_NON	93499000		1113 MAINTENANCE SUPPLIES	7050210	81.48	CADRTL		30 Repairs and Maintenance	Other	81.48
TTS	TTS_OTHEXP_NON	93208000		1113 CELL PHONE EXPENSE	7140140	1,559.62	CADRTL		30 Communications	Other	1,559.62

Reporting Category	Other
<b>Row Labels</b>	<b>Sum of Debit/Credit Amount</b>
AIRFARE	29,541.50
BANK SERVICE CHARGES	622.60
CAR RENTAL	6,070.41
CELL PHONE EXPENSE	15,595.89
CONSTRUCTION EXPENSE	78,594.13
DATA NETWORK EXPENSE	528.22
FOREIGN AIRFARE	21,982.50
FOREIGN HOUSING	2,807.23
FOREIGN MEALS/ENTERT	(52,960.65)
FOREIGN TRAVEL EXP	7,074.67
FREIGHT EXPENSE	71.45
FRGN INTRNL CAPTLZTN	14,308.64
LEGAL SERVICES	(265.36)
MAINTENANCE SUPPLIES	81.48
MILE/PARK REIMB EXP	155.00
OFFICE SUPPLIES	70.58
OTH MEALS/ENTERTAIN	181.75
OTHER PROF SERV	2,706.12
OTHER SERVC PURCH	(105,249.23)
POSTAGE	21.41
PROFDUES/MEMBER/SUBS	764.00
TELECOM EXP	459.52
TM MEALS/ENTERTAINMT	348.88
TRAVEL EXPENSES	7,408.96
(blank)	(528.23)
<b>Grand Total</b>	<b>30,389.47</b>
Travel	100,673.75
Cell Phone	15,595.89
Services Purch	(102,808.47)
Office & Other	16,928.30
	<b>30,389.47</b>

TTS	TTS_OTHEXP_NON	93498000	1113 CELL PHONE EXPENSE	7140140	(522.91)	CADRTL	30 Communications	Other	(522.91)
TTS	TTS_OTHEXP_NON	93499000	1113 CELL PHONE EXPENSE	7140140	730.77	CADRTL	30 Communications	Other	730.77
TTS	TTS_OTHEXP_TRA	93208000	1113 TM MEALS/ENTERTAINMT	7120110	72.61	CADRTL	30 Travel and Entertainment	Other	72.61
TTS	TTS_OTHEXP_TRA	93208000	1113 AIRFARE	7120130	(61.99)	CADRTL	30 Travel and Entertainment	Other	(61.99)
TTS	TTS_OTHEXP_TRA	93499000	1113 AIRFARE	7120130	777.00	CADRTL	30 Travel and Entertainment	Other	777.00
TTS	TTS_OTHEXP_TRA	93208000	1113 TRAVEL EXPENSES	7120140	220.75	CADRTL	30 Travel and Entertainment	Other	220.75
TTS	TTS_OTHEXP_TRA	93499000	1113 MILE/PARK REIMB EXP	7120150	74.50	CADRTL	30 Travel and Entertainment	Other	74.50
TTS	TTS_OTHEXP_TRA	93208000	1113 FOREIGN AIRFARE	7120170	809.78	CADRTL	30 Travel and Entertainment	Other	809.78
TTS	TTS_OTHEXP_TRA	93260000	1113 FOREIGN AIRFARE	7120170	1,186.30	CADRTL	30 Travel and Entertainment	Other	1,186.30
TTS	TTS_PYRCAP_TI	93260000	1113 FRGN INTRNL CAPTLZTN	7210120	14,308.64	CADRTL	30 Intracompany	Other	14,308.64
TTS	TTS_STARTU_REG	93260000	1113 OTHER SERVC PURCH	7062420	(105,249.23)	CADRTL	30 Services Purchased	Other	(105,249.23)
TTS	TTS_STARTU_REG	93260000	1113 CONSTRUCTION EXPENSE	7191120	78,594.13	CADRTL	30 Property	Other	78,594.13
FIN	FIN_FINFPA	91300500	1072 OTHER PROF SERV	7070220	27.73	RETAIL	10 Professional Services	Other	27.73
FIN	FIN_FINFPA	91300500	1072 TRAVEL EXPENSES	7120140	6,396.04	RETAIL	10 Travel and Entertainment	Other	6,396.04
FIN	FIN_FINFPA	91300500	1072 FOREIGN AIRFARE	7120170	23.06	RETAIL	10 Travel and Entertainment	Other	23.06
FIN	FIN_FINFPA	91300500	1072 FOREIGN TRAVEL EXP	7120180	99.91	RETAIL	10 Travel and Entertainment	Other	99.91
FIN	FIN_FINFPA	91300500	1072 FOREIGN MEALS/ENTERT	7120190	(55,231.93)	RETAIL	10 Travel and Entertainment	Other	(55,231.93)
FIN	FIN_FINOPS	91300300	1072 TRAVEL EXPENSES	7120140	(644.39)	RETAIL	10 Travel and Entertainment	Other	(644.39)
FIN	FIN_FINOPS_REG	91327000	1072 TRAVEL EXPENSES	7120140	(140.63)	RETAIL	10 Travel and Entertainment	Other	(140.63)
FIN	FIN_FINOPS_REG	91327000	1072 FOREIGN TRAVEL EXP	7120180	4.53	RETAIL	10 Travel and Entertainment	Other	4.53
MER	MER_MHQTOT_MPN	91306200	1072 OTHER PROF SERV	7070220	12.50	RETAIL	10 Professional Services	Other	12.50
MER	MER_MHQTOT_MPN	91306200	1072 TRAVEL EXPENSES	7120140	53.59	RETAIL	10 Travel and Entertainment	Other	53.59
MKT	MKT_MARKET	91106300	1072 OTH MEALS/ENTERTAIN	7120120	136.75	RETAIL	10 Travel and Entertainment	Other	136.75
MKT	MKT_MARKET	91106300	1072 TELECOM EXP	7140170	15.40	RETAIL	10 Communications	Other	15.40
OIE	OIE_HQCS_NP	91111400	1072 OTHER PROF SERV	7070220	31.22	RETAIL	10 Professional Services	Other	31.22
OIE	OIE_HQCS_NP	91111400	1072 AIRFARE	7120130	(28.89)	RETAIL	10 Travel and Entertainment	Other	(28.89)
OIE	OIE_HQCS_NP	91111400	1072 TRAVEL EXPENSES	7120140	30.52	RETAIL	10 Travel and Entertainment	Other	30.52
OIE	OIE_HQCS_NP	91111400	1072 FOREIGN AIRFARE	7120170	(8.71)	RETAIL	10 Travel and Entertainment	Other	(8.71)
STR	STR_STROPS	91311100	1072 TRAVEL EXPENSES	7120140	96.77	RETAIL	10 Travel and Entertainment	Other	96.77
STR	STR_STROPS	91311100	1072 DATA NETWORK EXPENSE	7140110	54.37	RETAIL	10 Communications	Other	54.37
STR	STR_STROPS	91311100	1072 TELECOM EXP	7140170	290.08	RETAIL	10 Communications	Other	290.08
THR	THR_HROPER	91118110	1072 DATA NETWORK EXPENSE	7140110	108.74	RETAIL	10 Communications	Other	108.74
TTS	TTS_OTHEXP_NON	99346600	1113 POSTAGE	7062180	21.41	RETAIL	10 Services Purchased	Other	21.41
TTS	TTS_OTHEXP_NON	91306100	1072 FOREIGN HOUSING	7120220	2,807.23	RETAIL	10 Travel and Entertainment	Other	2,807.23
TTS	TTS_OTHEXP_NON	91306100	1072 DATA NETWORK EXPENSE	7140110	54.37	RETAIL	10 Communications	Other	54.37
TTS	TTS_OTHEXP_NON	99346600	1113 CELL PHONE EXPENSE	7140140	1,570.66	RETAIL	10 Communications	Other	1,570.66
TTS	TTS_OTHEXP_NON	91306100	1072 TELECOM EXP	7140170	154.04	RETAIL	10 Communications	Other	154.04
TTS	TTS_OTHEXP_PRO	91106100	1072 OTHER PROF SERV	7070220	13.11	RETAIL	10 Professional Services	Other	13.11
TTS	TTS_OTHEXP_PRO	91306100	1072 OTHER PROF SERV	7070220	90.84	RETAIL	10 Professional Services	Other	90.84
TTS	TTS_OTHEXP_TRA	91306100	1072 TRAVEL EXPENSES	7120140	31.82	RETAIL	10 Travel and Entertainment	Other	31.82
TTS	TTS_OTHEXP_TRA	99346600	1113 MILE/PARK REIMB EXP	7120150	80.50	RETAIL	10 Travel and Entertainment	Other	80.50
TTS	TTS_OTHEXP_TRA	99346600	1113 FOREIGN AIRFARE	7120170	740.43	RETAIL	10 Travel and Entertainment	Other	740.43
TTS	TTS_OTHEXP_TRA	99346600	1113 FOREIGN TRAVEL EXP	7120180	228.58	RETAIL	10 Travel and Entertainment	Other	228.58
TTS	TTS_OTHEXP_TRA	99346600	1113 FOREIGN MEALS/ENTERT	7120190	21.62	RETAIL	10 Travel and Entertainment	Other	21.62
					(528.23)		Other Adj	Other	(528.23)
									263,469.43
									30,389.47
									263,469.43



Target Corp.  
 Financial Reporting  
 Disc Ops Expense GL Line Items (Shared Services Expenses Only)  
 Month Ended 2/28/15

### Canada Expat Expense Summary

February 2015

	Total Expense (USD)	Reimbursable
Salary	1,004,170.58	
Benefits	145,983.19	
Hypo-Tax	-419,688.23	4
After Hypo-Tax	6,183.37	4
Tax Payments	687,498.75	4
Goods & Services Allowance	365,723.04	3
TM Adjustments		
<b>Total</b>	<b>1,789,870.70</b>	

Feb Rent paid by Canada: (192,738.68) Feb Rent Expense paid by Canada

**Expat total to carry to invoice: 957,415.09**

Goods and services Difference

1,004,170.58	Salary Reclass
145,983.19	Benefits
1,150,153.77	
(805,681.53)	Reimbursed (Note: \$193k was a rent credit)
344,472.24	3

NOTE: The difference between the reimbursed salary portion for expats and total expat per GL are primarily related to goods and services allowance.

### GL Accounts Line Items

G/L Account	Acct Name	Compa Co Code	Cost Center	Cost Center Description	Item Text	Debit/Credit Amount	Debit/Credit Amount	
9030100	DISC OPS	1001	Target Corporation	TGT1/93642000	CHARGE DISC OPS	PAYRLL/ EXPAT SALARY RECLASS	\$613,917.29	613,917.29
9030100	DISC OPS	1113	Target Corporate Svcs Inc	TGT1/93637000	CHARGEABLE DISC OPS	PAYRLL/ EXPAT SALARY RECLASS	\$128,641.92	128,641.92
9030100	DISC OPS	1114	Target Enterprise, Inc.	TGT1/93627200	CAD EXIT REIMBUR EXP	Trsury/MB HAPSET bi-weekly remittance 02/13	\$710.62	710.62
9030100	DISC OPS	1114	Target Enterprise, Inc.	TGT1/93627200	CAD EXIT REIMBUR EXP	Trsury/Ontario Employer Health Tax 02/13	\$26,076.62	26,076.62
9030100	DISC OPS	1114	Target Enterprise, Inc.	TGT1/93627200	CAD EXIT REIMBUR EXP	Trsury/Quebec Payroll Source Deduct. 02/13	\$10,338.04	10,338.04
9030100	DISC OPS	1114	Target Enterprise, Inc.	TGT1/93627200	CAD EXIT REIMBUR EXP	Trsury/Federal Payroll Ded Monthly EMPTX	\$365,254.20	365,254.20
9030100	DISC OPS	1114	Target Enterprise, Inc.	TGT1/93627200	CAD EXIT REIMBUR EXP	Payrll/Expat Hypo Tax	\$231,091.61	231,091.61
9030100	DISC OPS	1114	Target Enterprise, Inc.	TGT1/93627200	CAD EXIT REIMBUR EXP	Payrll/Expat Hypo Tax	\$-297,360.83	-297,360.83
9030100	DISC OPS	1114	Target Enterprise, Inc.	TGT1/93627200	CAD EXIT REIMBUR EXP	EFR / DERM CAN EMP BEN DISC OPS ADJ	\$1,249.40	1,249.40
9030100	DISC OPS	1114	Target Enterprise, Inc.	TGT1/93627200	CAD EXIT REIMBUR EXP	EFR / CANADA EXPAT BEN ALLOC	\$144,733.79	144,733.79
9030100	DISC OPS	1114	Target Enterprise, Inc.	TGT1/93627200	CAD EXIT REIMBUR EXP	Payrll/Expat Hypo Tax Reclass	\$8,871.10	8,871.10
9030100	DISC OPS	1114	Target Enterprise, Inc.	TGT1/93627200	CAD EXIT REIMBUR EXP	Payrll/Expat Hypo Tax Reclass	\$-107,539.72	-107,539.72
9030100	DISC OPS	1114	Target Enterprise, Inc.	TGT1/93627200	CAD EXIT REIMBUR EXP	Payrll/Expat Hypo Tax	\$-245,178.87	-245,178.87
9030100	DISC OPS	1114	Target Enterprise, Inc.	TGT1/93627200	CAD EXIT REIMBUR EXP	Payrll/Expat Hypo Tax	\$-9,571.52	-9,571.52
9030100	DISC OPS	1114	Target Enterprise, Inc.	TGT1/93627200	CAD EXIT REIMBUR EXP	Payrll/Expat OSR Tax Pymt	\$-239,319.21	-239,319.21
9030100	DISC OPS	1114	Target Enterprise, Inc.	TGT1/93627200	CAD EXIT REIMBUR EXP	Payrll/Expat OSR Tax Pymt	\$524,438.48	524,438.48
9030100	DISC OPS	1114	Target Enterprise, Inc.	TGT1/93627200	CAD EXIT REIMBUR EXP	#	\$365,723.04	365,723.04
9030100	DISC OPS	1114	Target Enterprise, Inc.	TGT1/93627200	CAD EXIT REIMBUR EXP	#	\$6,183.37	6,183.37
9030100	DISC OPS	1114	Target Enterprise, Inc.	TGT1/93638000	CHARGE DISC OPS	PAYRLL/ EXPAT SALARY RECLASS	\$261,611.37	261,611.37



**Payroll & Benefits - February ME**

<b>Wave (Segment)</b>	<b>Base Payroll</b>	<b>Benefits</b>	<b>Total</b>
Wave 1 (US)	2,226,136.97	470,763.55	2,696,900.52
Wave 2 (US)	572,472.54	125,705.35	698,177.89
Wave 3 (US)	850,550.71	188,910.66	1,039,461.37
<b>Total (US)</b>	<b>3,649,160.22</b>	<b>785,379.56</b>	<b>4,434,539.78</b>
Wave 2 (India)	181,657.39	37,475.92	219,133.31
Wave 3 (India)	56,923.65	11,743.35	68,666.99
<b>Total (India)</b>	<b>238,581.04</b>	<b>49,219.27</b>	<b>287,800.30</b>
<b>Total - (US &amp; India)</b>	<b>3,887,741.26</b>	<b>834,598.83</b>	<b>4,722,340.08</b>

**Notes:** \$ relate to US PMN from KEH master list (2.1.15); India PMN reference updated list received 2.19

**\*\*Does not include \$ related to Expat population \*\***

(a) Payroll references \$ for February month end for Exempt, Non-Exempt, and OT Payroll

(b) Benefits assumes 20.63% for exempt; 38.4% for nonexempt payroll respectively

February Payroll Data by PMN

<b>Assumptions:</b>	
<b>Benefits - Exempt</b>	<b>20.6%</b>
<b>Benefits - NonExempt</b>	<b>38.4%</b>

EID	PMN	Class (EX / NEX)	Wave	February (Full Mon Benefits %)	Benefits \$	Total \$	
1132729	100003	Exempt	Wave 1 (US)	9,730.76	20.6%	2,007.46	11,738.22
1382464	102032	Exempt	Wave 1 (US)	9,384.62	20.6%	1,936.05	11,320.67
1713874	100043	Exempt	Wave 1 (US)	5,800.00	20.6%	1,196.54	6,996.54
1925676	134374	Exempt	Wave 3 (US)	10,538.46	20.6%	2,174.08	12,712.54
2041069	100081	Non-Exempt	Wave 2 (US)	3,252.68	38.4%	1,249.03	4,501.71
2049104	133293	Exempt	Wave 3 (US)	13,953.84	20.6%	2,878.68	16,832.52
2549079	117348	Non-Exempt	Wave 3 (US)	3,090.37	38.4%	1,186.70	4,277.07
3017688	133126	Exempt	Wave 3 (US)	21,084.62	20.6%	4,349.76	25,434.38
3162138	160808	Exempt	Wave 2 (US)	4,530.76	20.6%	934.70	5,465.46
4189833	126896	Non-Exempt	Wave 3 (US)	4,333.06	38.4%	1,663.90	5,996.96
5007711	100331	Non-Exempt	Wave 2 (US)	3,814.94	38.4%	1,464.94	5,279.88
5157383	158122	Exempt	Wave 2 (US)	4,500.00	20.6%	928.35	5,428.35
5268461	152563	Exempt	Wave 2 (US)	7,676.92	20.6%	1,583.75	9,260.67
6107007	134153	Exempt	Wave 1 (US)	9,800.00	20.6%	2,021.74	11,821.74
6179436	133027	Exempt	Wave 1 (US)	9,269.24	20.6%	1,912.24	11,181.48
7442874	132944	Exempt	Wave 3 (US)	14,515.38	20.6%	2,994.52	17,509.90
8056236	156857	Exempt	Wave 2 (US)	7,753.84	20.6%	1,599.62	9,353.46
8481707	160807	Exempt	Wave 2 (US)	5,615.38	20.6%	1,158.45	6,773.83
8821316	134202	Exempt	Wave 1 (US)	5,646.16	20.6%	1,164.80	6,810.96
9542739	156714	Exempt	Wave 1 (US)	12,323.08	20.6%	2,542.25	14,865.33
9566027	133298	Exempt	Wave 1 (US)	11,115.38	20.6%	2,293.10	13,408.48
9580846	134244	Exempt	Wave 1 (US)	9,438.46	20.6%	1,947.15	11,385.61
9588716	101153	Exempt	Wave 1 (US)	9,300.00	20.6%	1,918.59	11,218.59
9591678	156705	Exempt	Wave 1 (US)	8,338.46	20.6%	1,720.22	10,058.68
9600958	133109	Exempt	Wave 1 (US)	11,438.46	20.6%	2,359.75	13,798.21
9614207	133015	Exempt	Wave 3 (US)	11,030.76	20.6%	2,275.65	13,306.41
9621723	134191	Exempt	Wave 1 (US)	7,400.00	20.6%	1,526.62	8,926.62
9624909	101434	Exempt	Wave 3 (US)	17,953.84	20.6%	3,703.88	21,657.72
9631573	136227	Exempt	Wave 2 (US)	8,661.54	20.6%	1,786.88	10,448.42
9641754	169662	Exempt	Wave 1 (US)	10,184.62	20.6%	2,101.09	12,285.71
9641879	123412	Exempt	Wave 1 (US)	10,069.24	20.6%	2,077.28	12,146.52
9654468	103887	Exempt	Wave 1 (US)	10,976.92	20.6%	2,264.54	13,241.46
9664004	132963	Exempt	Wave 1 (US)	9,123.08	20.6%	1,882.09	11,005.17
9672833	134111	Exempt	Wave 3 (US)	15,192.30	20.6%	3,134.17	18,326.47

February Payroll Data by PMN

9675075	136005	Exempt	Wave 1 (US)	<b>8,007.70</b>	20.6%	1,651.99	9,659.69
9677063	102037	Exempt	Wave 1 (US)	<b>8,469.24</b>	20.6%	1,747.20	10,216.44
9680513	152290	Exempt	Wave 3 (US)	<b>7,138.46</b>	20.6%	1,472.66	8,611.12
9680778	152012	Exempt	Wave 3 (US)	<b>8,707.70</b>	20.6%	1,796.40	10,504.10
9683640	133014	Exempt	Wave 1 (US)	<b>8,384.62</b>	20.6%	1,729.75	10,114.37
9685876	102165	Exempt	Wave 1 (US)	<b>9,800.00</b>	20.6%	2,021.74	11,821.74
9686999	134398	Exempt	Wave 1 (US)	<b>6,946.16</b>	20.6%	1,432.99	8,379.15
9687633	133269	Exempt	Wave 2 (US)	<b>7,423.08</b>	20.6%	1,531.38	8,954.46
10331148	157189	Exempt	Wave 1 (US)	<b>7,507.70</b>	20.6%	1,548.84	9,056.54
10418374	134194	Exempt	Wave 1 (US)	<b>9,969.24</b>	20.6%	2,056.65	12,025.89
10786853	159119	Non-Exempt	Wave 3 (US)	<b>4,255.04</b>	38.4%	1,633.94	5,888.98
10988533	161488	Non-Exempt	Wave 3 (US)	<b>3,471.11</b>	38.4%	1,332.91	4,804.02
12666111	175153	Non-Exempt	Wave 3 (US)	<b>3,807.99</b>	38.4%	1,462.27	5,270.26
12868014	154081	Exempt	Wave 1 (US)	<b>6,807.70</b>	20.6%	1,404.43	8,212.13
13179429	133381	Exempt	Wave 1 (US)	<b>5,769.24</b>	20.6%	1,190.19	6,959.43
13221999	133963	Exempt	Wave 1 (US)	<b>8,430.76</b>	20.6%	1,739.27	10,170.03
13589064	107625	Exempt	Wave 1 (US)	<b>6,469.24</b>	20.6%	1,334.60	7,803.84
14387740	155178	Exempt	Wave 2 (US)	<b>8,184.62</b>	20.6%	1,688.49	9,873.11
15212087	156839	Non-Exempt	Wave 3 (US)	<b>4,195.43</b>	38.4%	1,611.05	5,806.48
15808314	159882	Non-Exempt	Wave 3 (US)	<b>3,938.72</b>	38.4%	1,512.47	5,451.19
16332652	161805	Exempt	Wave 1 (US)	<b>8,715.38</b>	20.6%	1,797.98	10,513.36
16730533	135502	Exempt	Wave 1 (US)	<b>5,553.84</b>	20.6%	1,145.76	6,699.60
16971087	133021	Exempt	Wave 1 (US)	<b>9,746.16</b>	20.6%	2,010.63	11,756.79
17016023	160337	Non-Exempt	Wave 3 (US)	<b>2,736.51</b>	38.4%	1,050.82	3,787.33
17089384	158658	Non-Exempt	Wave 3 (US)	<b>3,754.41</b>	38.4%	1,441.69	5,196.10
17405796	103272	Non-Exempt	Wave 1 (US)	<b>2,467.52</b>	38.4%	947.53	3,415.05
17414632	159120	Non-Exempt	Wave 3 (US)	<b>4,458.44</b>	38.4%	1,712.04	6,170.48
17431461	158609	Exempt	Wave 1 (US)	<b>6,092.30</b>	20.6%	1,256.84	7,349.14
17697095	164246	Exempt	Wave 2 (US)	<b>7,238.46</b>	20.6%	1,493.29	8,731.75
18128074	160097	Non-Exempt	Wave 3 (US)	<b>2,576.85</b>	38.4%	989.51	3,566.36
18462044	136293	Exempt	Wave 1 (US)	<b>4,815.38</b>	20.6%	993.41	5,808.79
18501908	133764	Exempt	Wave 1 (US)	<b>6,661.54</b>	20.6%	1,374.28	8,035.82
18599928	159775	Exempt	Wave 2 (US)	<b>7,807.70</b>	20.6%	1,610.73	9,418.43
18755140	133925	Exempt	Wave 1 (US)	<b>6,153.84</b>	20.6%	1,269.54	7,423.38
18862961	117164	Exempt	Wave 1 (US)	<b>6,969.24</b>	20.6%	1,437.75	8,406.99
18962613	167847	Non-Exempt	Wave 1 (US)	<b>2,481.72</b>	38.4%	952.98	3,434.70
19120625	134171	Exempt	Wave 3 (US)	<b>6,461.54</b>	20.6%	1,333.02	7,794.56
19141175	103707	Exempt	Wave 1 (US)	<b>5,392.30</b>	20.6%	1,112.43	6,504.73
19553718	134209	Exempt	Wave 1 (US)	<b>8,692.30</b>	20.6%	1,793.22	10,485.52

February Payroll Data by PMN

19663202	154871	Exempt	Wave 2 (US)	<b>4,523.08</b>	20.6%	933.11	5,456.19
21125174	181120	Exempt	Wave 1 (US)	<b>7,846.16</b>	20.6%	1,618.66	9,464.82
21315312	129712	Exempt	Wave 1 (US)	<b>7,869.24</b>	20.6%	1,623.42	9,492.66
21323183	151967	Exempt	Wave 1 (US)	<b>7,246.16</b>	20.6%	1,494.88	8,741.04
21456561	120276	Non-Exempt	Wave 1 (US)	<b>3,034.48</b>	38.4%	1,165.24	4,199.72
21505433	109609	Non-Exempt	Wave 2 (US)	<b>2,776.99</b>	38.4%	1,066.36	3,843.35
21703277	134405	Exempt	Wave 3 (US)	<b>8,246.16</b>	20.6%	1,701.18	9,947.34
22011498	155055	Exempt	Wave 2 (US)	<b>5,469.24</b>	20.6%	1,128.30	6,597.54
22382485	155838	Exempt	Wave 1 (US)	<b>7,223.08</b>	20.6%	1,490.12	8,713.20
22726434	129543	Exempt	Wave 3 (US)	<b>6,938.46</b>	20.6%	1,431.40	8,369.86
22736532	108467	Exempt	Wave 1 (US)	<b>8,192.30</b>	20.6%	1,690.07	9,882.37
22765853	177811	Exempt	Wave 3 (US)	<b>21,153.84</b>	20.6%	4,364.04	25,517.88
22797013	160805	Non-Exempt	Wave 2 (US)	<b>3,316.02</b>	38.4%	1,273.35	4,589.37
22807986	152338	Exempt	Wave 3 (US)	<b>11,315.38</b>	20.6%	2,334.36	13,649.74
22822951	133004	Exempt	Wave 2 (US)	<b>12,307.70</b>	20.6%	2,539.08	14,846.78
22866156	133700	Exempt	Wave 3 (US)	<b>9,969.24</b>	20.6%	2,056.65	12,025.89
22869325	115163	Exempt	Wave 1 (US)	<b>8,000.00</b>	20.6%	1,650.40	9,650.40
22934350	133103	Exempt	Wave 1 (US)	<b>14,346.16</b>	20.6%	2,959.61	17,305.77
22942858	101178	Exempt	Wave 1 (US)	<b>5,215.38</b>	20.6%	1,075.93	6,291.31
22978167	159121	Non-Exempt	Wave 3 (US)	<b>3,697.07</b>	38.4%	1,419.67	5,116.74
22998462	134246	Exempt	Wave 1 (US)	<b>5,907.70</b>	20.6%	1,218.76	7,126.46
23190705	135995	Exempt	Wave 3 (US)	<b>7,169.24</b>	20.6%	1,479.01	8,648.25
23272669	133784	Exempt	Wave 2 (US)	<b>8,461.54</b>	20.6%	1,745.62	10,207.16
23315054	179180	Exempt	Wave 1 (US)	<b>13,296.30</b>	20.6%	2,743.03	16,039.33
23496169	102114	Exempt	Wave 1 (US)	<b>12,384.62</b>	20.6%	2,554.95	14,939.57
23573090	134134	Exempt	Wave 1 (US)	<b>8,438.46</b>	20.6%	1,740.85	10,179.31
23609621	154670	Exempt	Wave 3 (US)	<b>7,786.16</b>	20.6%	1,606.28	9,392.44
23609787	153683	Exempt	Wave 3 (US)	<b>7,790.76</b>	20.6%	1,607.23	9,397.99
23611395	104347	Exempt	Wave 3 (US)	<b>6,030.76</b>	20.6%	1,244.15	7,274.91
23751662	134303	Exempt	Wave 2 (US)	<b>4,969.24</b>	20.6%	1,025.15	5,994.39
23962384	134049	Exempt	Wave 1 (US)	<b>5,115.38</b>	20.6%	1,055.30	6,170.68
24012932	164660	Exempt	Wave 1 (US)	<b>7,353.84</b>	20.6%	1,517.10	8,870.94
24042848	132784	Exempt	Wave 1 (US)	<b>4,600.00</b>	20.6%	948.98	5,548.98
24394108	133032	Exempt	Wave 3 (US)	<b>10,030.76</b>	20.6%	2,069.35	12,100.11
24950933	135646	Exempt	Wave 2 (US)	<b>11,515.38</b>	20.6%	2,375.62	13,891.00
24951519	133016	Exempt	Wave 1 (US)	<b>10,038.46</b>	20.6%	2,070.93	12,109.39
24976870	117514	Exempt	Wave 1 (US)	<b>4,530.76</b>	20.6%	934.70	5,465.46
24980336	105446	Non-Exempt	Wave 2 (US)	<b>2,782.94</b>	38.4%	1,068.65	3,851.59
25069329	123069	Non-Exempt	Wave 3 (US)	<b>3,172.16</b>	38.4%	1,218.11	4,390.27

February Payroll Data by PMN

25101023	105598	Non-Exempt	Wave 3 (US)	<b>4,396.82</b>	38.4%	1,688.38	6,085.20
25154188	156710	Exempt	Wave 1 (US)	<b>5,630.76</b>	20.6%	1,161.63	6,792.39
25172818	164050	Exempt	Wave 1 (US)	<b>9,076.92</b>	20.6%	1,872.57	10,949.49
25215765	176324	Exempt	Wave 2 (US)	<b>8,200.00</b>	20.6%	1,691.66	9,891.66
25252107	135549	Exempt	Wave 2 (US)	<b>5,323.08</b>	20.6%	1,098.15	6,421.23
25262700	160806	Non-Exempt	Wave 2 (US)	<b>3,184.94</b>	38.4%	1,223.02	4,407.96
25322983	155379	Exempt	Wave 2 (US)	<b>5,046.16</b>	20.6%	1,041.02	6,087.18
25327495	119432	Exempt	Wave 1 (US)	<b>5,615.38</b>	20.6%	1,158.45	6,773.83
25343773	105817	Exempt	Wave 1 (US)	<b>9,807.70</b>	20.6%	2,023.33	11,831.03
25447954	105911	Exempt	Wave 3 (US)	<b>7,738.46</b>	20.6%	1,596.44	9,334.90
25475666	133033	Exempt	Wave 3 (US)	<b>10,946.16</b>	20.6%	2,258.19	13,204.35
25725961	134043	Exempt	Wave 1 (US)	<b>7,346.16</b>	20.6%	1,515.51	8,861.67
25738725	133105	Exempt	Wave 3 (US)	<b>9,550.76</b>	20.6%	1,970.32	11,521.08
25744574	158119	Exempt	Wave 2 (US)	<b>5,169.24</b>	20.6%	1,066.41	6,235.65
25811878	160088	Exempt	Wave 1 (US)	<b>7,430.76</b>	20.6%	1,532.97	8,963.73
25915042	126472	Exempt	Wave 3 (US)	<b>11,238.46</b>	20.6%	2,318.49	13,556.95
26122721	161620	Exempt	Wave 2 (US)	<b>9,423.08</b>	20.6%	1,943.98	11,367.06
26152389	153433	Exempt	Wave 1 (US)	<b>8,523.08</b>	20.6%	1,758.31	10,281.39
26152868	100723	Non-Exempt	Wave 2 (US)	<b>3,402.06</b>	38.4%	1,306.39	4,708.45
26234880	119675	Exempt	Wave 1 (US)	<b>6,569.24</b>	20.6%	1,355.23	7,924.47
26471284	134184	Exempt	Wave 1 (US)	<b>8,461.54</b>	20.6%	1,745.62	10,207.16
27184670	135555	Exempt	Wave 2 (US)	<b>4,707.70</b>	20.6%	971.20	5,678.90
27249994	166975	Exempt	Wave 1 (US)	<b>4,753.84</b>	20.6%	980.72	5,734.56
27330414	106739	Exempt	Wave 1 (US)	<b>5,138.46</b>	20.6%	1,060.06	6,198.52
27383165	106785	Exempt	Wave 1 (US)	<b>6,038.46</b>	20.6%	1,245.73	7,284.19
27624006	130511	Exempt	Wave 1 (US)	<b>9,846.16</b>	20.6%	2,031.26	11,877.42
27641703	164485	Exempt	Wave 1 (US)	<b>7,877.70</b>	20.6%	1,625.17	9,502.87
27652734	101040	Exempt	Wave 1 (US)	<b>7,892.30</b>	20.6%	1,628.18	9,520.48
27682095	134074	Exempt	Wave 2 (US)	<b>8,715.38</b>	20.6%	1,797.98	10,513.36
27787134	107022	Exempt	Wave 1 (US)	<b>11,607.70</b>	20.6%	2,394.67	14,002.37
27811942	155374	Exempt	Wave 1 (US)	<b>5,761.54</b>	20.6%	1,188.61	6,950.15
27914738	103635	Non-Exempt	Wave 2 (US)	<b>4,628.94</b>	38.4%	1,777.51	6,406.45
27952910	161616	Exempt	Wave 2 (US)	<b>5,923.08</b>	20.6%	1,221.93	7,145.01
27958313	134193	Exempt	Wave 1 (US)	<b>8,392.30</b>	20.6%	1,731.33	10,123.63
28004794	107145	Exempt	Wave 1 (US)	<b>4,576.92</b>	20.6%	944.22	5,521.14
28055812	118828	Exempt	Wave 3 (US)	<b>7,323.08</b>	20.6%	1,510.75	8,833.83
28597276	155296	Exempt	Wave 2 (US)	<b>4,584.62</b>	20.6%	945.81	5,530.43
28898674	161479	Exempt	Wave 1 (US)	<b>5,800.00</b>	20.6%	1,196.54	6,996.54
29558913	160815	Exempt	Wave 1 (US)	<b>6,661.54</b>	20.6%	1,374.28	8,035.82



February Payroll Data by PMN

29594538	103581	Exempt	Wave 1 (US)	<b>4,369.24</b>	20.6%	901.37	5,270.61
29600640	133104	Exempt	Wave 1 (US)	<b>10,107.70</b>	20.6%	2,085.22	12,192.92
29748613	135499	Exempt	Wave 1 (US)	<b>6,692.30</b>	20.6%	1,380.62	8,072.92
29851805	159122	Non-Exempt	Wave 3 (US)	<b>2,504.36</b>	38.4%	961.67	3,466.03
30384010	123291	Exempt	Wave 1 (US)	<b>11,946.16</b>	20.6%	2,464.49	14,410.65
30494710	110719	Exempt	Wave 1 (US)	<b>5,007.70</b>	20.6%	1,033.09	6,040.79
30848543	179689	Exempt	Wave 1 (US)	<b>8,884.62</b>	20.6%	1,832.90	10,717.52
30899819	155376	Exempt	Wave 1 (US)	<b>4,000.00</b>	20.6%	825.20	4,825.20
31186570	133101	Exempt	Wave 3 (US)	<b>12,000.00</b>	20.6%	2,475.60	14,475.60
32046476	133698	Exempt	Wave 3 (US)	<b>10,676.92</b>	20.6%	2,202.65	12,879.57
32245920	159781	Exempt	Wave 1 (US)	<b>5,915.38</b>	20.6%	1,220.34	7,135.72
32270803	110625	Exempt	Wave 1 (US)	<b>6,823.08</b>	20.6%	1,407.60	8,230.68
32273690	160083	Exempt	Wave 1 (US)	<b>5,161.54</b>	20.6%	1,064.83	6,226.37
32370249	156825	Exempt	Wave 2 (US)	<b>7,423.08</b>	20.6%	1,531.38	8,954.46
32464810	133345	Exempt	Wave 3 (US)	<b>6,500.00</b>	20.6%	1,340.95	7,840.95
32465940	161498	Exempt	Wave 3 (US)	<b>9,192.30</b>	20.6%	1,896.37	11,088.67
32477960	159773	Exempt	Wave 3 (US)	<b>9,769.24</b>	20.6%	2,015.39	11,784.63
32480618	172445	Exempt	Wave 1 (US)	<b>7,738.46</b>	20.6%	1,596.44	9,334.90
32505307	133346	Exempt	Wave 1 (US)	<b>9,807.70</b>	20.6%	2,023.33	11,831.03
32527889	133011	Exempt	Wave 1 (US)	<b>8,000.00</b>	20.6%	1,650.40	9,650.40
32608390	133099	Exempt	Wave 3 (US)	<b>7,707.70</b>	20.6%	1,590.10	9,297.80
32609190	133017	Exempt	Wave 3 (US)	<b>10,215.38</b>	20.6%	2,107.43	12,322.81
32689846	171801	Exempt	Wave 2 (US)	<b>7,384.62</b>	20.6%	1,523.45	8,908.07
32902231	133102	Exempt	Wave 3 (US)	<b>11,569.24</b>	20.6%	2,386.73	13,955.97
32960205	178846	Exempt	Wave 1 (US)	<b>9,461.54</b>	20.6%	1,951.92	11,413.46
33059304	153493	Non-Exempt	Wave 1 (US)	<b>2,720.41</b>	38.4%	1,044.64	3,765.05
33103706	153428	Exempt	Wave 3 (US)	<b>10,700.00</b>	20.6%	2,207.41	12,907.41
33294224	176593	Exempt	Wave 1 (US)	<b>9,507.70</b>	20.6%	1,961.44	11,469.14
33325853	109886	Exempt	Wave 1 (US)	<b>7,200.00</b>	20.6%	1,485.36	8,685.36
33437880	181116	Exempt	Wave 1 (US)	<b>7,230.76</b>	20.6%	1,491.71	8,722.47
33794058	136192	Exempt	Wave 1 (US)	<b>6,453.84</b>	20.6%	1,331.43	7,785.27
33798034	155290	Exempt	Wave 1 (US)	<b>13,238.46</b>	20.6%	2,731.09	15,969.55
33998311	133059	Exempt	Wave 1 (US)	<b>6,500.00</b>	20.6%	1,340.95	7,840.95
34612895	103724	Exempt	Wave 1 (US)	<b>6,053.84</b>	20.6%	1,248.91	7,302.75
34844746	123141	Exempt	Wave 1 (US)	<b>13,461.54</b>	20.6%	2,777.12	16,238.66
34856138	157012	Exempt	Wave 1 (US)	<b>5,669.24</b>	20.6%	1,169.56	6,838.80
34856187	133013	Exempt	Wave 3 (US)	<b>10,630.76</b>	20.6%	2,193.13	12,823.89
34860387	133022	Exempt	Wave 2 (US)	<b>6,970.76</b>	20.6%	1,438.07	8,408.83
34903401	134195	Exempt	Wave 1 (US)	<b>6,307.70</b>	20.6%	1,301.28	7,608.98

February Payroll Data by PMN

35061274	119007	Exempt	Wave 2 (US)	<b>4,746.16</b>	20.6%	979.13	5,725.29
35469956	175343	Non-Exempt	Wave 1 (US)	<b>2,532.61</b>	38.4%	972.52	3,505.13
35531383	133299	Exempt	Wave 3 (US)	<b>9,115.38</b>	20.6%	1,880.50	10,995.88
35540228	133029	Exempt	Wave 3 (US)	<b>11,984.62</b>	20.6%	2,472.43	14,457.05
35632322	171462	Exempt	Wave 1 (US)	<b>5,392.30</b>	20.6%	1,112.43	6,504.73
35780196	161617	Exempt	Wave 2 (US)	<b>6,438.46</b>	20.6%	1,328.25	7,766.71
35844281	105372	Exempt	Wave 2 (US)	<b>5,384.62</b>	20.6%	1,110.85	6,495.47
35847474	119564	Exempt	Wave 1 (US)	<b>4,453.84</b>	20.6%	918.83	5,372.67
36019750	153494	Exempt	Wave 1 (US)	<b>6,415.38</b>	20.6%	1,323.49	7,738.87
36037067	156704	Exempt	Wave 1 (US)	<b>5,792.30</b>	20.6%	1,194.95	6,987.25
37502143	161614	Exempt	Wave 2 (US)	<b>7,461.54</b>	20.6%	1,539.32	9,000.86
37546462	122775	Exempt	Wave 1 (US)	<b>4,715.38</b>	20.6%	972.78	5,688.16
37568763	104545	Exempt	Wave 1 (US)	<b>4,167.70</b>	20.6%	859.80	5,027.50
37574886	155130	Exempt	Wave 1 (US)	<b>8,084.62</b>	20.6%	1,667.86	9,752.48
38829099	136199	Exempt	Wave 2 (US)	<b>11,307.70</b>	20.6%	2,332.78	13,640.48
39064811	103425	Non-Exempt	Wave 2 (US)	<b>2,256.56</b>	38.4%	866.52	3,123.08
39169628	135220	Exempt	Wave 1 (US)	<b>7,846.16</b>	20.6%	1,618.66	9,464.82
39225578	132994	Exempt	Wave 1 (US)	<b>10,300.00</b>	20.6%	2,124.89	12,424.89
39287313	161618	Exempt	Wave 1 (US)	<b>8,461.54</b>	20.6%	1,745.62	10,207.16
39350681	134375	Exempt	Wave 3 (US)	<b>10,923.08</b>	20.6%	2,253.43	13,176.51
39448683	154822	Exempt	Wave 1 (US)	<b>6,507.70</b>	20.6%	1,342.54	7,850.24
39486154	102323	Exempt	Wave 3 (US)	<b>9,084.62</b>	20.6%	1,874.16	10,958.78
39516810	132988	Exempt	Wave 3 (US)	<b>10,853.84</b>	20.6%	2,239.15	13,092.99
39622782	117946	Exempt	Wave 1 (US)	<b>7,030.76</b>	20.6%	1,450.45	8,481.21
39768296	107061	Exempt	Wave 1 (US)	<b>5,553.84</b>	20.6%	1,145.76	6,699.60
39771027	153496	Exempt	Wave 1 (US)	<b>4,153.84</b>	20.6%	856.94	5,010.78
39773213	122564	Exempt	Wave 1 (US)	<b>5,753.84</b>	20.6%	1,187.02	6,940.86
39776471	155132	Exempt	Wave 1 (US)	<b>4,569.24</b>	20.6%	942.63	5,511.87
45111382	105863	Exempt	Wave 2 (US)	<b>6,100.00</b>	20.6%	1,258.43	7,358.43
45173747	135705	Exempt	Wave 1 (US)	<b>8,003.08</b>	20.6%	1,651.04	9,654.12
45354099	164764	Exempt	Wave 1 (US)	<b>6,130.76</b>	20.6%	1,264.78	7,395.54
45504263	135812	Exempt	Wave 1 (US)	<b>8,238.46</b>	20.6%	1,699.59	9,938.05
45753324	103031	Exempt	Wave 1 (US)	<b>6,192.30</b>	20.6%	1,277.47	7,469.77
45800372	152550	Exempt	Wave 1 (US)	<b>7,123.08</b>	20.6%	1,469.49	8,592.57
45991429	177720	Exempt	Wave 1 (US)	<b>6,215.38</b>	20.6%	1,282.23	7,497.61
46076006	132987	Exempt	Wave 3 (US)	<b>7,615.38</b>	20.6%	1,571.05	9,186.43
46118857	179688	Exempt	Wave 1 (US)	<b>10,769.24</b>	20.6%	2,221.69	12,990.93
46307369	100842	Exempt	Wave 1 (US)	<b>17,000.00</b>	20.6%	3,507.10	20,507.10
46589701	136026	Exempt	Wave 3 (US)	<b>8,315.38</b>	20.6%	1,715.46	10,030.84



February Payroll Data by PMN

46704680	158601	Exempt	Wave 1 (US)	<b>4,384.62</b>	20.6%	904.55	5,289.17
46769162	127150	Exempt	Wave 1 (US)	<b>5,469.24</b>	20.6%	1,128.30	6,597.54
47065065	102491	Exempt	Wave 1 (US)	<b>5,623.08</b>	20.6%	1,160.04	6,783.12
47507702	136294	Exempt	Wave 1 (US)	<b>11,215.38</b>	20.6%	2,313.73	13,529.11
47665377	153432	Exempt	Wave 2 (US)	<b>6,615.38</b>	20.6%	1,364.75	7,980.13
47741806	155488	Exempt	Wave 1 (US)	<b>9,823.08</b>	20.6%	2,026.50	11,849.58
47763099	175154	Non-Exempt	Wave 3 (US)	<b>3,538.65</b>	38.4%	1,358.84	4,897.49
47769146	132990	Exempt	Wave 3 (US)	<b>7,176.92</b>	20.6%	1,480.60	8,657.52
47773973	157194	Exempt	Wave 1 (US)	<b>4,823.08</b>	20.6%	995.00	5,818.08
47775531	136054	Exempt	Wave 1 (US)	<b>7,438.46</b>	20.6%	1,534.55	8,973.01
47775739	135233	Exempt	Wave 2 (US)	<b>6,892.30</b>	20.6%	1,421.88	8,314.18
47777685	161480	Exempt	Wave 1 (US)	<b>4,623.08</b>	20.6%	953.74	5,576.82
47826565	134399	Exempt	Wave 1 (US)	<b>6,267.70</b>	20.6%	1,293.03	7,560.73
47871660	134198	Exempt	Wave 1 (US)	<b>11,576.92</b>	20.6%	2,388.32	13,965.24
47897996	133020	Exempt	Wave 1 (US)	<b>10,946.16</b>	20.6%	2,258.19	13,204.35
47898804	126813	Exempt	Wave 3 (US)	<b>10,323.08</b>	20.6%	2,129.65	12,452.73
47918990	177721	Exempt	Wave 1 (US)	<b>5,969.24</b>	20.6%	1,231.45	7,200.69
47950662	151995	Exempt	Wave 3 (US)	<b>8,907.70</b>	20.6%	1,837.66	10,745.36
48019822	107542	Exempt	Wave 1 (US)	<b>4,153.84</b>	20.6%	856.94	5,010.78
48263388	132997	Exempt	Wave 3 (US)	<b>4,446.16</b>	20.6%	917.24	5,363.40
48266787	175223	Exempt	Wave 1 (US)	<b>8,015.38</b>	20.6%	1,653.57	9,668.95
48364012	104056	Exempt	Wave 1 (US)	<b>8,600.00</b>	20.6%	1,774.18	10,374.18
48409783	136223	Exempt	Wave 2 (US)	<b>7,923.08</b>	20.6%	1,634.53	9,557.61
48413603	152291	Exempt	Wave 3 (US)	<b>5,876.92</b>	20.6%	1,212.41	7,089.33
48413975	155702	Exempt	Wave 1 (US)	<b>6,592.30</b>	20.6%	1,359.99	7,952.29
48427256	128846	Exempt	Wave 3 (US)	<b>5,290.37</b>	20.6%	1,091.40	6,381.77
48470835	155291	Exempt	Wave 1 (US)	<b>7,846.16</b>	20.6%	1,618.66	9,464.82
48470900	134115	Exempt	Wave 1 (US)	<b>5,746.16</b>	20.6%	1,185.43	6,931.59
48502835	151973	Exempt	Wave 1 (US)	<b>5,261.54</b>	20.6%	1,085.46	6,347.00
48648307	110815	Exempt	Wave 1 (US)	<b>5,361.54</b>	20.6%	1,106.09	6,467.63
48791925	153435	Exempt	Wave 2 (US)	<b>7,338.46</b>	20.6%	1,513.92	8,852.38
48877880	133440	Exempt	Wave 1 (US)	<b>4,269.24</b>	20.6%	880.74	5,149.98
48895635	154823	Exempt	Wave 1 (US)	<b>6,646.16</b>	20.6%	1,371.10	8,017.26
49027345	154092	Exempt	Wave 1 (US)	<b>11,069.24</b>	20.6%	2,283.58	13,352.82
49157399	133554	Exempt	Wave 1 (US)	<b>6,433.85</b>	20.6%	1,327.30	7,761.15
49394356	161481	Exempt	Wave 1 (US)	<b>4,738.46</b>	20.6%	977.54	5,716.00
49510159	155697	Exempt	Wave 1 (US)	<b>6,785.00</b>	20.6%	1,399.75	8,184.75
49693294	154892	Exempt	Wave 1 (US)	<b>7,846.16</b>	20.6%	1,618.66	9,464.82
50199298	135234	Exempt	Wave 1 (US)	<b>10,676.92</b>	20.6%	2,202.65	12,879.57

February Payroll Data by PMN

50226430	135793	Exempt	Wave 3 (US)	<b>10,800.00</b>	20.6%	2,228.04	13,028.04
50307297	100792	Exempt	Wave 2 (US)	<b>4,676.92</b>	20.6%	964.85	5,641.77
50665488	111106	Non-Exempt	Wave 2 (US)	<b>3,072.34</b>	38.4%	1,179.78	4,252.12
50718006	122907	Exempt	Wave 2 (US)	<b>4,884.62</b>	20.6%	1,007.70	5,892.32
51345163	106123	Exempt	Wave 1 (US)	<b>7,276.92</b>	20.6%	1,501.23	8,778.15
51347292	161478	Exempt	Wave 1 (US)	<b>10,246.16</b>	20.6%	2,113.78	12,359.94
51352284	118097	Non-Exempt	Wave 2 (US)	<b>3,618.31</b>	38.4%	1,389.43	5,007.74
51426567	153427	Exempt	Wave 1 (US)	<b>10,769.24</b>	20.6%	2,221.69	12,990.93
51485878	134319	Exempt	Wave 1 (US)	<b>6,800.00</b>	20.6%	1,402.84	8,202.84
51546836	135670	Exempt	Wave 2 (US)	<b>6,523.08</b>	20.6%	1,345.71	7,868.79
51572832	157192	Exempt	Wave 1 (US)	<b>5,007.70</b>	20.6%	1,033.09	6,040.79
51596880	153900	Exempt	Wave 2 (US)	<b>5,510.76</b>	20.6%	1,136.87	6,647.63
51621670	134080	Exempt	Wave 2 (US)	<b>8,892.30</b>	20.6%	1,834.48	10,726.78
51686244	174176	Exempt	Wave 1 (US)	<b>4,207.70</b>	20.6%	868.05	5,075.75
51786960	104671	Exempt	Wave 1 (US)	<b>5,769.24</b>	20.6%	1,190.19	6,959.43
51848133	119395	Exempt	Wave 1 (US)	<b>6,407.70</b>	20.6%	1,321.91	7,729.61
51856292	116814	Exempt	Wave 1 (US)	<b>5,338.46</b>	20.6%	1,101.32	6,439.78
51885515	154841	Exempt	Wave 1 (US)	<b>7,038.46</b>	20.6%	1,452.03	8,490.49
51887180	129798	Exempt	Wave 1 (US)	<b>5,615.38</b>	20.6%	1,158.45	6,773.83
51909877	132973	Exempt	Wave 2 (US)	<b>7,538.46</b>	20.6%	1,555.18	9,093.64
51929768	155295	Exempt	Wave 2 (US)	<b>5,364.62</b>	20.6%	1,106.72	6,471.34
51941748	153678	Exempt	Wave 1 (US)	<b>(390.58)</b>	20.6%	(80.58)	(471.16)
51954477	151965	Exempt	Wave 1 (US)	<b>7,930.76</b>	20.6%	1,636.12	9,566.88
52238896	115276	Exempt	Wave 1 (US)	<b>11,630.76</b>	20.6%	2,399.43	14,030.19
52289683	106777	Exempt	Wave 1 (US)	<b>5,769.24</b>	20.6%	1,190.19	6,959.43
52343803	154101	Exempt	Wave 1 (US)	<b>4,723.08</b>	20.6%	974.37	5,697.45
52404456	134200	Exempt	Wave 1 (US)	<b>8,861.54</b>	20.6%	1,828.14	10,689.68
52488871	136232	Exempt	Wave 3 (US)	<b>9,723.08</b>	20.6%	2,005.87	11,728.95
52732591	154706	Exempt	Wave 1 (US)	<b>5,292.30</b>	20.6%	1,091.80	6,384.10
52734738	173476	Exempt	Wave 2 (US)	<b>6,923.08</b>	20.6%	1,428.23	8,351.31
53772174	161615	Exempt	Wave 1 (US)	<b>6,384.62</b>	20.6%	1,317.15	7,701.77
53908000	161486	Exempt	Wave 1 (US)	<b>4,223.08</b>	20.6%	871.22	5,094.30
54164892	134357	Exempt	Wave 1 (US)	<b>5,776.92</b>	20.6%	1,191.78	6,968.70
54216544	134376	Exempt	Wave 1 (US)	<b>12,092.30</b>	20.6%	2,494.64	14,586.94
54362926	156853	Exempt	Wave 1 (US)	<b>9,807.70</b>	20.6%	2,023.33	11,831.03
54459706	133388	Exempt	Wave 1 (US)	<b>2,543.08</b>	20.6%	524.64	3,067.72
54530845	169486	Exempt	Wave 3 (US)	<b>6,646.16</b>	20.6%	1,371.10	8,017.26
54711965	118765	Exempt	Wave 3 (US)	<b>4,433.38</b>	20.6%	914.61	5,347.99
54799176	119873	Exempt	Wave 1 (US)	<b>6,292.30</b>	20.6%	1,298.10	7,590.40

February Payroll Data by PMN

54944954	159777	Exempt	Wave 2 (US)	<b>6,800.00</b>	20.6%	1,402.84	8,202.84
54956578	164048	Exempt	Wave 2 (US)	<b>13,092.30</b>	20.6%	2,700.94	15,793.24
55011993	154097	Exempt	Wave 1 (US)	<b>4,692.30</b>	20.6%	968.02	5,660.32
55231617	153436	Exempt	Wave 2 (US)	<b>9,738.46</b>	20.6%	2,009.04	11,747.50
55708366	173571	Exempt	Wave 1 (US)	<b>6,007.70</b>	20.6%	1,239.39	7,247.09
55708614	134154	Exempt	Wave 1 (US)	<b>5,761.54</b>	20.6%	1,188.61	6,950.15
55729313	175608	Exempt	Wave 2 (US)	<b>7,915.38</b>	20.6%	1,632.94	9,548.32
55775951	154084	Exempt	Wave 1 (US)	<b>6,692.30</b>	20.6%	1,380.62	8,072.92
55789408	158608	Exempt	Wave 1 (US)	<b>6,023.08</b>	20.6%	1,242.56	7,265.64
55814784	133388	Exempt	Wave 1 (US)	<b>2,501.55</b>	20.6%	516.07	3,017.62
55854632	118220	Non-Exempt	Wave 2 (US)	<b>3,640.55</b>	38.4%	1,397.97	5,038.52
55865646	163909	Exempt	Wave 2 (US)	<b>7,176.92</b>	20.6%	1,480.60	8,657.52
55871479	115087	Exempt	Wave 3 (US)	<b>6,000.00</b>	20.6%	1,237.80	7,237.80
56070899	129342	Exempt	Wave 1 (US)	<b>5,092.30</b>	20.6%	1,050.54	6,142.84
56115678	158116	Exempt	Wave 1 (US)	<b>5,169.24</b>	20.6%	1,066.41	6,235.65
56153240	161477	Exempt	Wave 1 (US)	<b>5,861.54</b>	20.6%	1,209.24	7,070.78
56250095	155174	Exempt	Wave 3 (US)	<b>10,176.92</b>	20.6%	2,099.50	12,276.42
56259336	136224	Exempt	Wave 1 (US)	<b>9,115.38</b>	20.6%	1,880.50	10,995.88
56656911	175221	Exempt	Wave 1 (US)	<b>4,676.92</b>	20.6%	964.85	5,641.77
56674765	154082	Exempt	Wave 1 (US)	<b>149.24</b>	20.6%	30.79	180.03
56680796	134190	Exempt	Wave 2 (US)	<b>5,769.24</b>	20.6%	1,190.19	6,959.43
56701766	156126	Non-Exempt	Wave 1 (US)	<b>2,506.80</b>	38.4%	962.61	3,469.41
56710346	154901	Exempt	Wave 1 (US)	<b>4,307.70</b>	20.6%	888.68	5,196.38
56737463	153178	Exempt	Wave 1 (US)	<b>8,238.46</b>	20.6%	1,699.59	9,938.05
56789563	116252	Exempt	Wave 1 (US)	<b>4,500.00</b>	20.6%	928.35	5,428.35
56812985	133031	Exempt	Wave 1 (US)	<b>7,215.38</b>	20.6%	1,488.53	8,703.91
56853997	115167	Exempt	Wave 1 (US)	<b>8,476.92</b>	20.6%	1,748.79	10,225.71
56908205	153502	Exempt	Wave 1 (US)	<b>6,076.92</b>	20.6%	1,253.67	7,330.59
57344574	136216	Exempt	Wave 2 (US)	<b>5,400.00</b>	20.6%	1,114.02	6,514.02
57344707	135788	Exempt	Wave 2 (US)	<b>4,277.84</b>	20.6%	882.52	5,160.36
57478695	157195	Exempt	Wave 1 (US)	<b>5,076.92</b>	20.6%	1,047.37	6,124.29
57562126	156824	Exempt	Wave 1 (US)	<b>5,646.16</b>	20.6%	1,164.80	6,810.96
57684086	156858	Exempt	Wave 1 (US)	<b>5,553.84</b>	20.6%	1,145.76	6,699.60
57713273	154902	Exempt	Wave 1 (US)	<b>5,384.62</b>	20.6%	1,110.85	6,495.47
57758070	129349	Exempt	Wave 1 (US)	<b>5,000.00</b>	20.6%	1,031.50	6,031.50
57790560	154702	Exempt	Wave 1 (US)	<b>4,615.38</b>	20.6%	952.15	5,567.53
57897779	111070	Non-Exempt	Wave 1 (US)	<b>2,370.80</b>	38.4%	910.39	3,281.19
58002163	157833	Exempt	Wave 3 (US)	<b>4,192.30</b>	20.6%	864.87	5,057.17
58017369	101587	Exempt	Wave 2 (US)	<b>9,446.16</b>	20.6%	1,948.74	11,394.90

February Payroll Data by PMN

58071051	110865	Exempt	Wave 3 (US)	<b>5,638.46</b>	20.6%	1,163.21	6,801.67
58076811	154104	Exempt	Wave 1 (US)	<b>4,623.08</b>	20.6%	953.74	5,576.82
58086349	154100	Exempt	Wave 1 (US)	<b>4,630.76</b>	20.6%	955.33	5,586.09
58086505	161471	Exempt	Wave 1 (US)	<b>4,723.08</b>	20.6%	974.37	5,697.45
58091208	161584	Exempt	Wave 1 (US)	<b>4,646.16</b>	20.6%	958.50	5,604.66
58098880	160183	Exempt	Wave 1 (US)	<b>4,653.84</b>	20.6%	960.09	5,613.93
58106238	133025	Exempt	Wave 1 (US)	<b>10,492.30</b>	20.6%	2,164.56	12,656.86
58126723	117597	Exempt	Wave 1 (US)	<b>508.46</b>	20.6%	104.90	613.36
58149220	160182	Exempt	Wave 1 (US)	<b>5,230.76</b>	20.6%	1,079.11	6,309.87
58149287	177722	Exempt	Wave 1 (US)	<b>5,246.16</b>	20.6%	1,082.28	6,328.44
58149808	118300	Exempt	Wave 2 (US)	<b>5,341.54</b>	20.6%	1,101.96	6,443.50
58149816	156123	Exempt	Wave 1 (US)	<b>5,884.62</b>	20.6%	1,214.00	7,098.62
58170127	133685	Exempt	Wave 2 (US)	<b>5,238.46</b>	20.6%	1,080.69	6,319.15
58209172	108207	Exempt	Wave 3 (US)	<b>5,492.30</b>	20.6%	1,133.06	6,625.36
58232174	161482	Exempt	Wave 1 (US)	<b>4,207.70</b>	20.6%	868.05	5,075.75
58253634	133449	Exempt	Wave 1 (US)	<b>3,984.62</b>	20.6%	822.03	4,806.65
58279985	156844	Non-Exempt	Wave 1 (US)	<b>2,346.00</b>	38.4%	900.86	3,246.86
58314204	157254	Exempt	Wave 2 (US)	<b>3,930.76</b>	20.6%	810.92	4,741.68
58371618	159504	Exempt	Wave 1 (US)	<b>5,084.62</b>	20.6%	1,048.96	6,133.58
58513391	122854	Exempt	Wave 3 (US)	<b>7,007.70</b>	20.6%	1,445.69	8,453.39
58529900	156828	Exempt	Wave 1 (US)	<b>3,846.16</b>	20.6%	793.46	4,639.62
58596875	175213	Exempt	Wave 1 (US)	<b>5,378.46</b>	20.6%	1,109.58	6,488.04
58597154	134282	Exempt	Wave 3 (US)	<b>12,307.70</b>	20.6%	2,539.08	14,846.78
58597345	134263	Exempt	Wave 1 (US)	<b>7,769.24</b>	20.6%	1,602.79	9,372.03
58609512	168899	Exempt	Wave 1 (US)	<b>6,707.70</b>	20.6%	1,383.80	8,091.50
58683103	126728	Exempt	Wave 1 (US)	<b>3,984.62</b>	20.6%	822.03	4,806.65
58687955	156823	Non-Exempt	Wave 3 (US)	<b>3,273.60</b>	38.4%	1,257.06	4,530.66
58714585	159115	Exempt	Wave 2 (US)	<b>5,783.08</b>	20.6%	1,193.05	6,976.13
58722349	153423	Exempt	Wave 3 (US)	<b>4,580.84</b>	20.6%	945.03	5,525.87
58895046	154893	Exempt	Wave 1 (US)	<b>8,346.16</b>	20.6%	1,721.81	10,067.97
58944802	136215	Exempt	Wave 2 (US)	<b>7,176.92</b>	20.6%	1,480.60	8,657.52
58955691	175225	Exempt	Wave 1 (US)	<b>5,215.38</b>	20.6%	1,075.93	6,291.31
59090266	134149	Exempt	Wave 2 (US)	<b>4,207.70</b>	20.6%	868.05	5,075.75
59090274	135786	Exempt	Wave 2 (US)	<b>8,323.08</b>	20.6%	1,717.05	10,040.13
59720524	156856	Exempt	Wave 2 (US)	<b>6,461.54</b>	20.6%	1,333.02	7,794.56
59759084	107196	Exempt	Wave 1 (US)	<b>7,884.62</b>	20.6%	1,626.60	9,511.22
59779926	133624	Exempt	Wave 1 (US)	<b>5,923.08</b>	20.6%	1,221.93	7,145.01
59790667	134118	Exempt	Wave 1 (US)	<b>6,653.84</b>	20.6%	1,372.69	8,026.53
59804559	134166	Exempt	Wave 1 (US)	<b>10,130.76</b>	20.6%	2,089.98	12,220.74

February Payroll Data by PMN

59804567	133030	Exempt	Wave 3 (US)	<b>10,676.92</b>	20.6%	2,202.65	12,879.57
59810895	120852	Exempt	Wave 3 (US)	<b>8,084.62</b>	20.6%	1,667.86	9,752.48
59848465	134121	Exempt	Wave 1 (US)	<b>2,776.16</b>	20.6%	572.72	3,348.88
59858472	155056	Exempt	Wave 1 (US)	<b>12,144.85</b>	20.6%	2,505.48	14,650.33
59881581	161484	Exempt	Wave 1 (US)	<b>4,153.84</b>	20.6%	856.94	5,010.78
59886531	135998	Exempt	Wave 3 (US)	<b>9,461.54</b>	20.6%	1,951.92	11,413.46
59900399	136222	Exempt	Wave 3 (US)	<b>8,076.92</b>	20.6%	1,666.27	9,743.19
59910364	160184	Exempt	Wave 1 (US)	<b>5,461.54</b>	20.6%	1,126.72	6,588.26
59911115	154820	Exempt	Wave 1 (US)	<b>4,630.76</b>	20.6%	955.33	5,586.09
59944868	136195	Exempt	Wave 1 (US)	<b>6,561.54</b>	20.6%	1,353.65	7,915.19
59945501	178858	Exempt	Wave 3 (US)	<b>4,576.92</b>	20.6%	944.22	5,521.14
59946483	156834	Exempt	Wave 2 (US)	<b>4,076.92</b>	20.6%	841.07	4,917.99
60013091	155128	Exempt	Wave 1 (US)	<b>4,153.84</b>	20.6%	856.94	5,010.78
60023793	157240	Exempt	Wave 3 (US)	<b>4,630.76</b>	20.6%	955.33	5,586.09
60029154	116790	Exempt	Wave 1 (US)	<b>5,076.92</b>	20.6%	1,047.37	6,124.29
60071735	120397	Exempt	Wave 1 (US)	<b>5,869.24</b>	20.6%	1,210.82	7,080.06
60099512	136217	Exempt	Wave 3 (US)	<b>9,276.92</b>	20.6%	1,913.83	11,190.75
60116761	110884	Exempt	Wave 1 (US)	<b>4,915.38</b>	20.6%	1,014.04	5,929.42
60142981	107907	Exempt	Wave 1 (US)	<b>7,415.38</b>	20.6%	1,529.79	8,945.17
60148251	151996	Exempt	Wave 3 (US)	<b>8,853.84</b>	20.6%	1,826.55	10,680.39
60183753	132970	Exempt	Wave 2 (US)	<b>6,041.54</b>	20.6%	1,246.37	7,287.91
60183761	154080	Exempt	Wave 1 (US)	<b>9,153.84</b>	20.6%	1,888.44	11,042.28
60199726	154098	Exempt	Wave 1 (US)	<b>4,207.70</b>	20.6%	868.05	5,075.75
60199759	154099	Exempt	Wave 1 (US)	<b>4,207.70</b>	20.6%	868.05	5,075.75
60199858	135645	Exempt	Wave 3 (US)	<b>5,230.76</b>	20.6%	1,079.11	6,309.87
60200359	161485	Exempt	Wave 1 (US)	<b>4,207.70</b>	20.6%	868.05	5,075.75
60200532	156215	Exempt	Wave 1 (US)	<b>4,184.62</b>	20.6%	863.29	5,047.91
60200557	123206	Exempt	Wave 1 (US)	<b>5,269.24</b>	20.6%	1,087.04	6,356.28
60201936	130384	Exempt	Wave 2 (US)	<b>4,276.92</b>	20.6%	882.33	5,159.25
60223047	154096	Exempt	Wave 1 (US)	<b>4,207.70</b>	20.6%	868.05	5,075.75
60223930	165144	Exempt	Wave 1 (US)	<b>4,153.84</b>	20.6%	856.94	5,010.78
60228988	136234	Exempt	Wave 3 (US)	<b>9,246.16</b>	20.6%	1,907.48	11,153.64
60253614	156636	Exempt	Wave 3 (US)	<b>10,407.70</b>	20.6%	2,147.11	12,554.81
60273745	171437	Exempt	Wave 1 (US)	<b>5,330.76</b>	20.6%	1,099.74	6,430.50
60282274	154103	Exempt	Wave 1 (US)	<b>4,230.76</b>	20.6%	872.81	5,103.57
60295508	155127	Exempt	Wave 1 (US)	<b>4,630.76</b>	20.6%	955.33	5,586.09
60295995	156214	Exempt	Wave 1 (US)	<b>4,646.16</b>	20.6%	958.50	5,604.66
60307311	161483	Exempt	Wave 1 (US)	<b>4,207.70</b>	20.6%	868.05	5,075.75
60314416	166064	Exempt	Wave 2 (US)	<b>8,846.16</b>	20.6%	1,824.96	10,671.12



February Payroll Data by PMN

60328820	134122	Exempt	Wave 1 (US)	<b>5,130.76</b>	20.6%	1,058.48	6,189.24
60342235	103341	Exempt	Wave 1 (US)	<b>9,669.24</b>	20.6%	1,994.76	11,664.00
60362175	134168	Exempt	Wave 3 (US)	<b>8,569.24</b>	20.6%	1,767.83	10,337.07
60376027	120817	Exempt	Wave 1 (US)	<b>7,930.76</b>	20.6%	1,636.12	9,566.88
60392701	155545	Exempt	Wave 3 (US)	<b>10,661.54</b>	20.6%	2,199.48	12,861.02
60403961	174380	Exempt	Wave 1 (US)	<b>7,423.08</b>	20.6%	1,531.38	8,954.46
60409034	153438	Exempt	Wave 1 (US)	<b>5,346.16</b>	20.6%	1,102.91	6,449.07
60490620	120388	Exempt	Wave 3 (US)	<b>7,200.00</b>	20.6%	1,485.36	8,685.36
60497211	120440	Non-Exempt	Wave 2 (US)	<b>3,045.43</b>	38.4%	1,169.45	4,214.88
60523909	105742	Exempt	Wave 1 (US)	<b>6,076.92</b>	20.6%	1,253.67	7,330.59
60563244	179861	Exempt	Wave 1 (US)	<b>8,246.16</b>	20.6%	1,701.18	9,947.34
60669199	153421	Exempt	Wave 2 (US)	<b>5,930.76</b>	20.6%	1,223.52	7,154.28
60673621	154700	Exempt	Wave 1 (US)	<b>5,361.54</b>	20.6%	1,106.09	6,467.63
60687365	136220	Exempt	Wave 3 (US)	<b>7,500.00</b>	20.6%	1,547.25	9,047.25
60688256	174177	Exempt	Wave 1 (US)	<b>4,738.46</b>	20.6%	977.54	5,716.00
60712627	107997	Non-Exempt	Wave 1 (US)	<b>2,496.00</b>	38.4%	958.46	3,454.46
60737103	156628	Exempt	Wave 1 (US)	<b>6,590.76</b>	20.6%	1,359.67	7,950.43
60738333	106493	Exempt	Wave 1 (US)	<b>5,907.70</b>	20.6%	1,218.76	7,126.46
60739752	153429	Exempt	Wave 2 (US)	<b>7,161.54</b>	20.6%	1,477.43	8,638.97
60739794	154701	Exempt	Wave 1 (US)	<b>5,361.54</b>	20.6%	1,106.09	6,467.63
60771441	109180	Non-Exempt	Wave 3 (US)	<b>4,160.96</b>	38.4%	1,597.81	5,758.77
60772704	175155	Non-Exempt	Wave 3 (US)	<b>3,832.44</b>	38.4%	1,471.66	5,304.10
60790318	100415	Exempt	Wave 2 (US)	<b>3,938.46</b>	20.6%	812.50	4,750.96
60798741	115388	Exempt	Wave 1 (US)	<b>4,969.24</b>	20.6%	1,025.15	5,994.39
60866522	152615	Exempt	Wave 1 (US)	<b>7,300.00</b>	20.6%	1,505.99	8,805.99
60898053	156855	Exempt	Wave 1 (US)	<b>9,069.24</b>	20.6%	1,870.98	10,940.22
60903259	156120	Exempt	Wave 1 (US)	<b>4,153.84</b>	20.6%	856.94	5,010.78
60905957	152565	Non-Exempt	Wave 1 (US)	<b>2,579.33</b>	38.4%	990.46	3,569.79
60945755	101687	Exempt	Wave 1 (US)	<b>8,038.46</b>	20.6%	1,658.33	9,696.79
61097424	133558	Exempt	Wave 3 (US)	<b>8,338.46</b>	20.6%	1,720.22	10,058.68
61238069	123473	Exempt	Wave 1 (US)	<b>4,469.24</b>	20.6%	922.00	5,391.24
61512182	152011	Exempt	Wave 3 (US)	<b>7,846.16</b>	20.6%	1,618.66	9,464.82
61554382	160575	Exempt	Wave 1 (US)	<b>5,076.92</b>	20.6%	1,047.37	6,124.29
61661534	102642	Exempt	Wave 1 (US)	<b>6,569.24</b>	20.6%	1,355.23	7,924.47
61664611	158597	Exempt	Wave 1 (US)	<b>5,592.30</b>	20.6%	1,153.69	6,745.99
61680351	151993	Exempt	Wave 2 (US)	<b>8,046.16</b>	20.6%	1,659.92	9,706.08
61752838	134101	Exempt	Wave 3 (US)	<b>4,704.62</b>	20.6%	970.56	5,675.18
61780987	159123	Non-Exempt	Wave 3 (US)	<b>2,875.00</b>	38.4%	1,104.00	3,979.00
61793774	153615	Exempt	Wave 2 (US)	<b>12,405.02</b>	20.6%	2,559.16	14,964.18

February Payroll Data by PMN

61813895	135796	Non-Exempt	Wave 3 (US)	<b>3,575.63</b>	38.4%	1,373.04	4,948.67
61868196	160098	Exempt	Wave 1 (US)	<b>7,900.00</b>	20.6%	1,629.77	9,529.77
61870606	100799	Non-Exempt	Wave 1 (US)	<b>2,776.01</b>	38.4%	1,065.99	3,842.00
61918470	132961	Exempt	Wave 2 (US)	<b>5,461.54</b>	20.6%	1,126.72	6,588.26
61919395	130073	Exempt	Wave 1 (US)	<b>7,723.08</b>	20.6%	1,593.27	9,316.35
61962668	133689	Exempt	Wave 1 (US)	<b>9,915.38</b>	20.6%	2,045.54	11,960.92
61997953	157191	Exempt	Wave 1 (US)	<b>5,000.00</b>	20.6%	1,031.50	6,031.50
62007232	157872	Exempt	Wave 2 (US)	<b>4,546.16</b>	20.6%	937.87	5,484.03
62018965	152384	Exempt	Wave 2 (US)	<b>4,976.92</b>	20.6%	1,026.74	6,003.66
62033824	161476	Exempt	Wave 2 (US)	<b>3,846.16</b>	20.6%	793.46	4,639.62
62053194	134295	Exempt	Wave 2 (US)	<b>5,438.46</b>	20.6%	1,121.95	6,560.41
62120944	175346	Non-Exempt	Wave 1 (US)	<b>2,240.40</b>	38.4%	860.31	3,100.71
62120993	103678	Exempt	Wave 2 (US)	<b>4,500.00</b>	20.6%	928.35	5,428.35
62192901	160814	Exempt	Wave 1 (US)	<b>6,607.70</b>	20.6%	1,363.17	7,970.87
62213921	153182	Exempt	Wave 1 (US)	<b>9,230.76</b>	20.6%	1,904.31	11,135.07
62231386	154821	Exempt	Wave 1 (US)	<b>4,153.84</b>	20.6%	856.94	5,010.78
62231691	173572	Exempt	Wave 1 (US)	<b>4,153.84</b>	20.6%	856.94	5,010.78
62232004	154094	Exempt	Wave 1 (US)	<b>4,153.84</b>	20.6%	856.94	5,010.78
62263348	156212	Exempt	Wave 1 (US)	<b>4,153.84</b>	20.6%	856.94	5,010.78
62324876	174175	Exempt	Wave 1 (US)	<b>4,223.08</b>	20.6%	871.22	5,094.30
62324991	154095	Exempt	Wave 1 (US)	<b>4,223.08</b>	20.6%	871.22	5,094.30
62369210	104118	Exempt	Wave 1 (US)	<b>6,215.38</b>	20.6%	1,282.23	7,497.61
62369848	106225	Exempt	Wave 1 (US)	<b>5,515.38</b>	20.6%	1,137.82	6,653.20
62426655	161583	Exempt	Wave 1 (US)	<b>5,692.30</b>	20.6%	1,174.32	6,866.62
62466313	175222	Exempt	Wave 1 (US)	<b>4,400.00</b>	20.6%	907.72	5,307.72
62470448	154819	Exempt	Wave 1 (US)	<b>4,269.24</b>	20.6%	880.74	5,149.98
62470588	175348	Non-Exempt	Wave 1 (US)	<b>2,358.00</b>	38.4%	905.47	3,263.47
62480041	107748	Exempt	Wave 1 (US)	<b>4,453.84</b>	20.6%	918.83	5,372.67
62486386	181089	Non-Exempt	Wave 1 (US)	<b>2,388.00</b>	38.4%	916.99	3,304.99
62538467	153183	Exempt	Wave 3 (US)	<b>5,438.46</b>	20.6%	1,121.95	6,560.41
62706262	134059	Exempt	Wave 3 (US)	<b>6,830.76</b>	20.6%	1,409.19	8,239.95
62717657	134401	Exempt	Wave 1 (US)	<b>3,692.30</b>	20.6%	761.72	4,454.02
62750088	136209	Exempt	Wave 1 (US)	<b>4,876.92</b>	20.6%	1,006.11	5,883.03
62764360	133778	Exempt	Wave 3 (US)	<b>6,230.76</b>	20.6%	1,285.41	7,516.17
62764378	152000	Exempt	Wave 3 (US)	<b>7,500.00</b>	20.6%	1,547.25	9,047.25
62827597	101017	Exempt	Wave 1 (US)	<b>9,430.76</b>	20.6%	1,945.57	11,376.33
62878533	155129	Exempt	Wave 1 (US)	<b>4,176.92</b>	20.6%	861.70	5,038.62
62878616	156121	Exempt	Wave 1 (US)	<b>4,184.62</b>	20.6%	863.29	5,047.91
63159818	106621	Exempt	Wave 1 (US)	<b>5,538.46</b>	20.6%	1,142.58	6,681.04



February Payroll Data by PMN

63804025	107758	Exempt	Wave 1 (US)	<b>4,615.38</b>	20.6%	952.15	5,567.53
63822621	134201	Exempt	Wave 1 (US)	<b>4,461.54</b>	20.6%	920.42	5,381.96
63882310	123076	Exempt	Wave 1 (US)	<b>6,384.62</b>	20.6%	1,317.15	7,701.77
63973804	156125	Non-Exempt	Wave 1 (US)	<b>2,040.00</b>	38.4%	783.36	2,823.36
64049406	109939	Exempt	Wave 1 (US)	<b>4,230.76</b>	20.6%	872.81	5,103.57
64186109	152586	Exempt	Wave 3 (US)	<b>6,269.24</b>	20.6%	1,293.34	7,562.58
64219736	156833	Exempt	Wave 1 (US)	<b>4,000.00</b>	20.6%	825.20	4,825.20
64280472	116617	Exempt	Wave 1 (US)	<b>5,307.70</b>	20.6%	1,094.98	6,402.68
64318322	164986	Non-Exempt	Wave 1 (US)	<b>2,101.23</b>	38.4%	806.87	2,908.10
64421589	105156	Exempt	Wave 1 (US)	<b>7,076.92</b>	20.6%	1,459.97	8,536.89
64508427	175219	Exempt	Wave 1 (US)	<b>7,276.92</b>	20.6%	1,501.23	8,778.15
64523467	133018	Exempt	Wave 1 (US)	<b>9,038.46</b>	20.6%	1,864.63	10,903.09
64523509	156216	Exempt	Wave 1 (US)	<b>4,307.70</b>	20.6%	888.68	5,196.38
64523525	175226	Exempt	Wave 1 (US)	<b>4,153.84</b>	20.6%	856.94	5,010.78
64533029	104184	Non-Exempt	Wave 1 (US)	<b>2,155.86</b>	38.4%	827.85	2,983.71
64543515	175344	Non-Exempt	Wave 1 (US)	<b>2,220.84</b>	38.4%	852.80	3,073.64
64583560	115318	Exempt	Wave 1 (US)	<b>4,153.84</b>	20.6%	856.94	5,010.78
64635568	155126	Exempt	Wave 1 (US)	<b>4,307.70</b>	20.6%	888.68	5,196.38
64707029	161489	Non-Exempt	Wave 1 (US)	<b>2,640.66</b>	38.4%	1,014.01	3,654.67
64725294	156213	Exempt	Wave 1 (US)	<b>4,461.54</b>	20.6%	920.42	5,381.96
64770944	133889	Exempt	Wave 1 (US)	<b>7,307.70</b>	20.6%	1,507.58	8,815.28
64784184	153431	Exempt	Wave 3 (US)	<b>7,076.92</b>	20.6%	1,459.97	8,536.89
64790074	100510	Exempt	Wave 1 (US)	<b>4,615.38</b>	20.6%	952.15	5,567.53
64802325	161582	Exempt	Wave 1 (US)	<b>4,269.24</b>	20.6%	880.74	5,149.98
64903727	175224	Exempt	Wave 1 (US)	<b>4,307.70</b>	20.6%	888.68	5,196.38
64927387	152205	Non-Exempt	Wave 1 (US)	<b>2,392.66</b>	38.4%	918.78	3,311.44
64966625	119446	Exempt	Wave 1 (US)	<b>6,153.84</b>	20.6%	1,269.54	7,423.38
65034100	156122	Exempt	Wave 1 (US)	<b>4,153.84</b>	20.6%	856.94	5,010.78
65045593	134227	Exempt	Wave 1 (US)	<b>4,153.84</b>	20.6%	856.94	5,010.78
65061061	165425	Non-Exempt	Wave 1 (US)	<b>2,160.00</b>	38.4%	829.44	2,989.44
65073181	134058	Exempt	Wave 3 (US)	<b>10,769.24</b>	20.6%	2,221.69	12,990.93
65176208	133026	Exempt	Wave 3 (US)	<b>7,692.30</b>	20.6%	1,586.92	9,279.22
65211674	108390	Exempt	Wave 3 (US)	<b>8,076.92</b>	20.6%	1,666.27	9,743.19
65237794	178857	Exempt	Wave 1 (US)	<b>7,692.30</b>	20.6%	1,586.92	9,279.22
65260887	154826	Non-Exempt	Wave 1 (US)	<b>2,250.00</b>	38.4%	864.00	3,114.00
65261026	160563	Exempt	Wave 1 (US)	<b>5,076.92</b>	20.6%	1,047.37	6,124.29
65323925	108233	Exempt	Wave 1 (US)	<b>7,923.08</b>	20.6%	1,634.53	9,557.61
65372096	156830	Exempt	Wave 1 (US)	<b>4,230.76</b>	20.6%	872.81	5,103.57
65464752	181090	Non-Exempt	Wave 1 (US)	<b>1,757.97</b>	38.4%	675.06	2,433.03

February Payroll Data by PMN

65479552	100458	Exempt	Wave 1 (US)	<b>8,846.16</b>	20.6%	1,824.96	10,671.12
65527301	102265	Exempt	Wave 1 (US)	<b>4,230.76</b>	20.6%	872.81	5,103.57
65783573	154575	Exempt	Wave 1 (US)	<b>10,000.00</b>	20.6%	2,063.00	12,063.00
66033267	136218	Exempt	Wave 2 (US)	<b>8,076.92</b>	20.6%	1,666.27	9,743.19
66095084	157960	Exempt	Wave 1 (US)	<b>9,230.76</b>	20.6%	1,904.31	11,135.07
66101429	181086	Non-Exempt	Wave 1 (US)	<b>2,440.80</b>	38.4%	937.27	3,378.07
66101452	181085	Non-Exempt	Wave 1 (US)	<b>2,440.80</b>	38.4%	937.27	3,378.07
66143843	181088	Non-Exempt	Wave 1 (US)	<b>2,440.80</b>	38.4%	937.27	3,378.07
66154444	181087	Non-Exempt	Wave 1 (US)	<b>2,440.80</b>	38.4%	937.27	3,378.07
66163783	103135	Exempt	Wave 1 (US)	<b>5,538.46</b>	20.6%	1,142.58	6,681.04
66200940	102030	Exempt	Wave 1 (US)	<b>6,423.08</b>	20.6%	1,325.08	7,748.16
61894986	157047	Exempt	Wave 2 (India)	<b>169.01</b>	20.6%	34.87	203.87
52865136	155708	Exempt	Wave 2 (India)	<b>182.06</b>	20.6%	37.56	219.62
57311466	155555	Exempt	Wave 3 (India)	<b>324.34</b>	20.6%	66.91	391.26
62213202	155561	Exempt	Wave 3 (India)	<b>324.34</b>	20.6%	66.91	391.26
62230222	157220	Exempt	Wave 3 (India)	<b>324.34</b>	20.6%	66.91	391.26
64692809	155580	Exempt	Wave 2 (India)	<b>324.34</b>	20.6%	66.91	391.26
64697907	155564	Exempt	Wave 2 (India)	<b>324.34</b>	20.6%	66.91	391.26
65113524	155581	Exempt	Wave 2 (India)	<b>324.34</b>	20.6%	66.91	391.26
58033861	124361	Exempt	Wave 2 (India)	<b>329.22</b>	20.6%	67.92	397.13
64112238	155566	Exempt	Wave 2 (India)	<b>331.34</b>	20.6%	68.36	399.70
64236938	157044	Exempt	Wave 2 (India)	<b>331.34</b>	20.6%	68.36	399.70
64236953	175090	Exempt	Wave 2 (India)	<b>331.34</b>	20.6%	68.36	399.70
64236961	175091	Exempt	Wave 2 (India)	<b>331.34</b>	20.6%	68.36	399.70
64239569	175087	Exempt	Wave 2 (India)	<b>331.34</b>	20.6%	68.36	399.70
64241060	165808	Exempt	Wave 2 (India)	<b>331.34</b>	20.6%	68.36	399.70
64241102	175089	Exempt	Wave 2 (India)	<b>331.34</b>	20.6%	68.36	399.70
64245210	157291	Exempt	Wave 2 (India)	<b>331.34</b>	20.6%	68.36	399.70
64245236	155712	Exempt	Wave 2 (India)	<b>331.34</b>	20.6%	68.36	399.70
64263593	175088	Exempt	Wave 2 (India)	<b>331.34</b>	20.6%	68.36	399.70
64370448	167680	Exempt	Wave 2 (India)	<b>331.34</b>	20.6%	68.36	399.70
64692817	155582	Exempt	Wave 2 (India)	<b>331.34</b>	20.6%	68.36	399.70
64802408	132658	Exempt	Wave 2 (India)	<b>331.34</b>	20.6%	68.36	399.70
64848609	132871	Exempt	Wave 2 (India)	<b>331.34</b>	20.6%	68.36	399.70
58302571	126556	Exempt	Wave 3 (India)	<b>331.74</b>	20.6%	68.44	400.18
56779226	156725	Exempt	Wave 3 (India)	<b>332.74</b>	20.6%	68.64	401.38
63124028	155560	Exempt	Wave 3 (India)	<b>336.10</b>	20.6%	69.34	405.44
62754809	155577	Exempt	Wave 2 (India)	<b>341.15</b>	20.6%	70.38	411.53
62774799	155571	Exempt	Wave 2 (India)	<b>341.15</b>	20.6%	70.38	411.53

February Payroll Data by PMN

60445616	156724 Exempt	Wave 3 (India)	<b>344.50</b>	20.6%	71.07	415.57
61097432	157297 Exempt	Wave 2 (India)	<b>344.86</b>	20.6%	71.15	416.01
64256266	157290 Exempt	Wave 2 (India)	<b>351.13</b>	20.6%	72.44	423.57
60390762	156730 Exempt	Wave 3 (India)	<b>354.59</b>	20.6%	73.15	427.74
65519985	155714 Exempt	Wave 2 (India)	<b>364.32</b>	20.6%	75.16	439.48
62128970	159013 Exempt	Wave 2 (India)	<b>365.08</b>	20.6%	75.32	440.40
60445608	156723 Exempt	Wave 3 (India)	<b>399.14</b>	20.6%	82.34	481.48
60445699	156728 Exempt	Wave 2 (India)	<b>404.34</b>	20.6%	83.42	487.76
61429197	159011 Exempt	Wave 2 (India)	<b>413.07</b>	20.6%	85.22	498.29
60445632	156726 Exempt	Wave 2 (India)	<b>417.87</b>	20.6%	86.21	504.08
61950762	157043 Exempt	Wave 2 (India)	<b>426.95</b>	20.6%	88.08	515.03
61994711	157050 Exempt	Wave 2 (India)	<b>426.95</b>	20.6%	88.08	515.03
62228002	162643 Exempt	Wave 2 (India)	<b>427.40</b>	20.6%	88.17	515.58
59998393	161568 Exempt	Wave 2 (India)	<b>429.91</b>	20.6%	88.69	518.60
60924016	156757 Exempt	Wave 3 (India)	<b>436.27</b>	20.6%	90.00	526.27
61892170	157052 Exempt	Wave 2 (India)	<b>436.61</b>	20.6%	90.07	526.69
60445657	156722 Exempt	Wave 2 (India)	<b>443.52</b>	20.6%	91.50	535.01
60923992	157219 Exempt	Wave 3 (India)	<b>452.23</b>	20.6%	93.29	545.52
60355757	155575 Exempt	Wave 2 (India)	<b>456.29</b>	20.6%	94.13	550.42
55677827	156740 Exempt	Wave 2 (India)	<b>482.81</b>	20.6%	99.60	582.41
60691292	157222 Exempt	Wave 3 (India)	<b>482.92</b>	20.6%	99.63	582.55
59836585	156743 Exempt	Wave 2 (India)	<b>487.56</b>	20.6%	100.58	588.15
64168669	173568 Exempt	Wave 2 (India)	<b>501.28</b>	20.6%	103.41	604.69
58656950	155565 Exempt	Wave 2 (India)	<b>503.16</b>	20.6%	103.80	606.96
60312360	157049 Exempt	Wave 2 (India)	<b>504.49</b>	20.6%	104.08	608.57
60321866	157045 Exempt	Wave 2 (India)	<b>508.96</b>	20.6%	105.00	613.96
60162583	153894 Exempt	Wave 2 (India)	<b>509.03</b>	20.6%	105.01	614.04
60424371	155478 Exempt	Wave 2 (India)	<b>515.63</b>	20.6%	106.37	622.00
60669173	173567 Exempt	Wave 2 (India)	<b>516.13</b>	20.6%	106.48	622.61
63982045	153890 Exempt	Wave 2 (India)	<b>522.38</b>	20.6%	107.77	630.15
64211857	154143 Exempt	Wave 2 (India)	<b>530.96</b>	20.6%	109.54	640.50
64848666	155518 Exempt	Wave 2 (India)	<b>530.96</b>	20.6%	109.54	640.50
60732849	157054 Exempt	Wave 2 (India)	<b>537.50</b>	20.6%	110.89	648.38
55962294	159239 Exempt	Wave 3 (India)	<b>539.96</b>	20.6%	111.39	651.35
61044632	157056 Exempt	Wave 2 (India)	<b>544.51</b>	20.6%	112.33	656.85
63877617	155475 Exempt	Wave 2 (India)	<b>544.81</b>	20.6%	112.39	657.21
60543261	154142 Exempt	Wave 2 (India)	<b>545.61</b>	20.6%	112.56	658.17
60696929	156758 Exempt	Wave 3 (India)	<b>546.33</b>	20.6%	112.71	659.03
60703733	157218 Exempt	Wave 3 (India)	<b>547.82</b>	20.6%	113.02	660.84

February Payroll Data by PMN

60681376	124342 Exempt	Wave 2 (India)	<b>548.67</b>	20.6%	113.19	661.86
55712970	155557 Exempt	Wave 3 (India)	<b>550.65</b>	20.6%	113.60	664.25
62519897	154141 Exempt	Wave 2 (India)	<b>553.03</b>	20.6%	114.09	667.12
55675433	155556 Exempt	Wave 3 (India)	<b>554.97</b>	20.6%	114.49	669.46
58017112	157048 Exempt	Wave 2 (India)	<b>559.56</b>	20.6%	115.44	675.00
60853082	156735 Exempt	Wave 3 (India)	<b>565.63</b>	20.6%	116.69	682.32
57755928	155568 Exempt	Wave 2 (India)	<b>573.26</b>	20.6%	118.26	691.53
60732799	157055 Exempt	Wave 2 (India)	<b>581.43</b>	20.6%	119.95	701.37
62241393	153893 Exempt	Wave 2 (India)	<b>588.39</b>	20.6%	121.39	709.78
58507658	162232 Exempt	Wave 2 (India)	<b>601.56</b>	20.6%	124.10	725.67
60424389	155477 Exempt	Wave 2 (India)	<b>622.63</b>	20.6%	128.45	751.08
62512587	156158 Exempt	Wave 2 (India)	<b>629.23</b>	20.6%	129.81	759.04
60681426	156737 Exempt	Wave 3 (India)	<b>629.91</b>	20.6%	129.95	759.86
60162518	153892 Exempt	Wave 2 (India)	<b>632.86</b>	20.6%	130.56	763.41
60766466	156736 Exempt	Wave 3 (India)	<b>635.48</b>	20.6%	131.10	766.58
55699557	156741 Exempt	Wave 3 (India)	<b>647.27</b>	20.6%	133.53	780.81
58325606	162231 Exempt	Wave 2 (India)	<b>662.89</b>	20.6%	136.75	799.64
59367664	156720 Exempt	Wave 3 (India)	<b>667.53</b>	20.6%	137.71	805.24
60162542	153895 Exempt	Wave 2 (India)	<b>668.77</b>	20.6%	137.97	806.74
60220407	171235 Exempt	Wave 2 (India)	<b>680.60</b>	20.6%	140.41	821.00
63994966	171234 Exempt	Wave 2 (India)	<b>700.47</b>	20.6%	144.51	844.97
54026497	157716 Exempt	Wave 3 (India)	<b>700.95</b>	20.6%	144.61	845.55
54026513	124653 Exempt	Wave 2 (India)	<b>706.80</b>	20.6%	145.81	852.61
58302472	155476 Exempt	Wave 2 (India)	<b>707.62</b>	20.6%	145.98	853.60
58334715	123640 Exempt	Wave 3 (India)	<b>759.39</b>	20.6%	156.66	916.06
60370590	155591 Exempt	Wave 2 (India)	<b>763.83</b>	20.6%	157.58	921.41
60772662	156738 Exempt	Wave 3 (India)	<b>768.62</b>	20.6%	158.57	927.19
52842663	129585 Exempt	Wave 2 (India)	<b>800.38</b>	20.6%	165.12	965.50
53979241	159238 Exempt	Wave 3 (India)	<b>800.70</b>	20.6%	165.18	965.88
65603979	157286 Exempt	Wave 2 (India)	<b>855.32</b>	20.6%	176.45	1,031.77
53632535	162233 Exempt	Wave 2 (India)	<b>876.16</b>	20.6%	180.75	1,056.91
58325531	155158 Exempt	Wave 2 (India)	<b>905.14</b>	20.6%	186.73	1,091.87
58219965	155636 Exempt	Wave 2 (India)	<b>920.39</b>	20.6%	189.88	1,110.26
62965389	156734 Exempt	Wave 3 (India)	<b>995.18</b>	20.6%	205.31	1,200.48
57033003	157042 Exempt	Wave 2 (India)	<b>1,024.14</b>	20.6%	211.28	1,235.42
56718513	164240 Exempt	Wave 2 (India)	<b>1,029.50</b>	20.6%	212.39	1,241.88
56601529	125513 Exempt	Wave 2 (India)	<b>1,044.88</b>	20.6%	215.56	1,260.44
52898038	154144 Exempt	Wave 2 (India)	<b>1,079.25</b>	20.6%	222.65	1,301.90
52825544	156731 Exempt	Wave 2 (India)	<b>1,094.75</b>	20.6%	225.85	1,320.59

February Payroll Data by PMN

60435021	155474 Exempt	Wave 2 (India)	<b>1,110.58</b>	20.6%	229.11	1,339.69
53339354	124407 Exempt	Wave 2 (India)	<b>1,123.31</b>	20.6%	231.74	1,355.05
56645435	155149 Exempt	Wave 3 (India)	<b>1,127.15</b>	20.6%	232.53	1,359.69
57824724	124936 Exempt	Wave 2 (India)	<b>1,150.43</b>	20.6%	237.33	1,387.77
65154270	156860 Exempt	Wave 2 (India)	<b>1,174.04</b>	20.6%	242.21	1,416.25
52826922	153370 Exempt	Wave 2 (India)	<b>1,196.54</b>	20.6%	246.85	1,443.39
52897618	154140 Exempt	Wave 2 (India)	<b>1,215.21</b>	20.6%	250.70	1,465.91
62075130	159236 Exempt	Wave 3 (India)	<b>1,222.18</b>	20.6%	252.14	1,474.32
53874491	156859 Exempt	Wave 2 (India)	<b>1,242.17</b>	20.6%	256.26	1,498.43
52897584	154596 Exempt	Wave 3 (India)	<b>1,292.07</b>	20.6%	266.55	1,558.62
63943492	157285 Exempt	Wave 2 (India)	<b>1,319.14</b>	20.6%	272.14	1,591.28
52901204	124133 Exempt	Wave 2 (India)	<b>1,355.34</b>	20.6%	279.61	1,634.94
52840345	123723 Exempt	Wave 2 (India)	<b>1,356.77</b>	20.6%	279.90	1,636.67
52884624	156863 Exempt	Wave 2 (India)	<b>1,382.66</b>	20.6%	285.24	1,667.90
52862364	156862 Exempt	Wave 2 (India)	<b>1,408.65</b>	20.6%	290.60	1,699.25
65174526	153889 Exempt	Wave 2 (India)	<b>1,411.49</b>	20.6%	291.19	1,702.68
58355223	136193 Exempt	Wave 2 (India)	<b>1,513.63</b>	20.6%	312.26	1,825.90
64658735	155635 Exempt	Wave 2 (India)	<b>1,517.01</b>	20.6%	312.96	1,829.97
54210554	155706 Exempt	Wave 2 (India)	<b>1,522.78</b>	20.6%	314.15	1,836.93
52902277	155177 Exempt	Wave 2 (India)	<b>1,558.38</b>	20.6%	321.49	1,879.87
52834215	155145 Exempt	Wave 2 (India)	<b>1,572.80</b>	20.6%	324.47	1,897.26
60696937	156861 Exempt	Wave 2 (India)	<b>1,596.01</b>	20.6%	329.26	1,925.27
52861804	124920 Exempt	Wave 2 (India)	<b>1,780.13</b>	20.6%	367.24	2,147.37
52836251	155709 Exempt	Wave 2 (India)	<b>1,787.38</b>	20.6%	368.74	2,156.12
53193850	153372 Exempt	Wave 3 (India)	<b>1,821.07</b>	20.6%	375.69	2,196.75
64271018	155148 Exempt	Wave 3 (India)	<b>1,912.75</b>	20.6%	394.60	2,307.35
60887114	155146 Exempt	Wave 2 (India)	<b>2,042.14</b>	20.6%	421.29	2,463.43
61660221	155151 Exempt	Wave 2 (India)	<b>2,078.32</b>	20.6%	428.76	2,507.07
52861598	154139 Exempt	Wave 2 (India)	<b>2,099.93</b>	20.6%	433.22	2,533.15
65390486	155142 Exempt	Wave 3 (India)	<b>2,110.63</b>	20.6%	435.42	2,546.05
64890213	164039 Exempt	Wave 2 (India)	<b>2,123.83</b>	20.6%	438.15	2,561.97
60409117	155140 Exempt	Wave 3 (India)	<b>2,177.75</b>	20.6%	449.27	2,627.02
65078438	155154 Exempt	Wave 2 (India)	<b>2,308.50</b>	20.6%	476.24	2,784.74
52955564	174371 Exempt	Wave 2 (India)	<b>2,313.00</b>	20.6%	477.17	2,790.18
52862331	156864 Exempt	Wave 2 (India)	<b>2,325.79</b>	20.6%	479.81	2,805.60
53273702	155637 Exempt	Wave 2 (India)	<b>2,327.44</b>	20.6%	480.15	2,807.59
65937088	164241 Exempt	Wave 2 (India)	<b>2,374.46</b>	20.6%	489.85	2,864.31
53902052	123969 Exempt	Wave 2 (India)	<b>2,572.61</b>	20.6%	530.73	3,103.34
52901188	124767 Exempt	Wave 3 (India)	<b>2,626.82</b>	20.6%	541.91	3,168.73



February Payroll Data by PMN

58645201	123854 Exempt	Wave 2 (India)	<b>2,731.14</b>	20.6%	563.44	3,294.58
60298437	155144 Exempt	Wave 3 (India)	<b>2,820.85</b>	20.6%	581.94	3,402.79
52840048	155176 Exempt	Wave 2 (India)	<b>2,838.69</b>	20.6%	585.62	3,424.32
64685522	155156 Exempt	Wave 2 (India)	<b>2,869.14</b>	20.6%	591.90	3,461.04
56311301	155143 Exempt	Wave 3 (India)	<b>2,969.97</b>	20.6%	612.70	3,582.67
60648441	155150 Exempt	Wave 2 (India)	<b>3,064.83</b>	20.6%	632.27	3,697.11
58065095	125535 Exempt	Wave 2 (India)	<b>3,098.79</b>	20.6%	639.28	3,738.07
52941564	135708 Exempt	Wave 3 (India)	<b>3,155.20</b>	20.6%	650.92	3,806.12
62475488	153888 Exempt	Wave 2 (India)	<b>3,364.93</b>	20.6%	694.19	4,059.12
58121278	155147 Exempt	Wave 3 (India)	<b>3,414.75</b>	20.6%	704.46	4,119.21
59843128	156019 Exempt	Wave 2 (India)	<b>3,845.31</b>	20.6%	793.29	4,638.60
52873924	123803 Exempt	Wave 2 (India)	<b>4,111.61</b>	20.6%	848.22	4,959.83
58264342	155157 Exempt	Wave 3 (India)	<b>4,184.39</b>	20.6%	863.24	5,047.63
51138261	124984 Exempt	Wave 2 (India)	<b>4,410.44</b>	20.6%	909.87	5,320.32
63994990	154879 Exempt	Wave 2 (India)	<b>4,534.27</b>	20.6%	935.42	5,469.69
61082095	155968 Exempt	Wave 2 (India)	<b>7,816.84</b>	20.6%	1,612.61	9,429.45
52840873	124106 Exempt	Wave 2 (India)	<b>9,550.06</b>	20.6%	1,970.18	11,520.24
56464688	174369 Exempt	Wave 2 (India)	<b>10,299.71</b>	20.6%	2,124.83	12,424.54
60298445	155141 Exempt	Wave 3 (India)	<b>11,734.42</b>	20.6%	2,420.81	14,155.23
52827516	124064 Exempt	Wave 2 (India)	<b>25,881.15</b>	20.6%	5,339.28	31,220.43
			<b>3,887,741.26</b>		<b>834,598.83</b>	<b>4,722,340.08</b>

Row Labels	Total	FR Formatted	
		Reporting Category	Debit/Credit Amount
<b>Communications</b>	-	-	-
1001	163,78	Other	163,78
1072	345,41	Other	345,41
1113	6,199,23	Other	6,199,23
1114	10,919,53	Other	10,919,53
1115	1,424,74	Other	1,424,74
<b>Dep &amp; Amort</b>	-	-	-
1001	181,181,67	Other	181,181,67
1066	126,519,87	Other	126,519,87
1114	1,477,659,95	Other	1,477,659,95
<b>Insurance</b>	-	-	-
1113	(15,000,00)	Other	(15,000,00)
<b>Intracompany</b>	-	-	-
1113	59,709,20	Other	59,709,20
<b>Occupancy</b>	-	-	-
1114	46,817,44	Other	46,817,44
<b>Other Income and Expense</b>	-	-	-
1072	(1,616,42)	Other	(1,616,42)
1081	592,695,43	Other	592,695,43
1114	463,75	Other	463,75
1129	6,692,64	Other	6,692,64
1130	3,954,32	Other	3,954,32
1131	(610,22)	Other	(610,22)
1151	1,426,87	Other	1,426,87
1161	-	Other	-
<b>Professional Development</b>	-	-	-
1113	4,221,00	Other	4,221,00
1114	95,00	Other	95,00
<b>Professional Services</b>	-	-	-
1066	22,487,13	Other	22,487,13
1072	2,402,97	Other	2,402,97
1114	46,888,00	Other	46,888,00
1129	26,101,08	Other	26,101,08
1149	2,867,69	Other	2,867,69
1151	4,286,98	Other	4,286,98
<b>Property</b>	-	-	-
1113	(82,724,88)	Other	(82,724,88)
<b>Repairs and Maintenance</b>	-	-	-
1113	39,606,80	Other	39,606,80
<b>Services Purchased</b>	-	-	-
1113	(2,470,997,25)	Other	(2,470,997,25)
1114	1,868,85	Other	1,868,85
1129	(198,33)	Other	(198,33)
1131	195,00	Other	195,00
1149	109,06	Other	109,06
1151	272,64	Other	272,64
<b>Supplies</b>	-	-	-
1113	94,68	Other	94,68
1114	463,77	Other	463,77
1115	70,03	Other	70,03
<b>Travel and Entertainment</b>	-	-	-
1001	8,523,72	Other	8,523,72
1072	59,618,26	Other	59,618,26
1113	32,402,41	Other	32,402,41
1114	156,628,35	Other	156,628,35
1115	8,172,96	Other	8,172,96
	362,403,11		362,403,11

Total Summary			
Cell Phone	19,052,69	9	
Pre	-		
Travel	229,438,26	8	
Services Purchased	24,651,68	10	
Other	89,260,48	11	
	<b>362,403,11</b>		



GL Accounts Line Items

G/L Account	Acct Name	Compa Co Code	Item Text	Debit/Credit Amount		Reporting Category	Debit/Credit Amount	
				Debit/Credit Amount			Debit/Credit Amount	
9030100	DISC OPS	1114	Target Enterprise, Inc.	EFR / CANADA EXPAT BEN ALLOC	\$73,618.33	Expats Salary	73,618.33	
9030100	DISC OPS	1114	Target Enterprise, Inc.	Payroll/Expat Hypo Tax	\$57,704.64	Expats Hypo Tax	57,704.64	
9030100	DISC OPS	1114	Target Enterprise, Inc.	Payroll/Expat Hypo Tax	\$-413,155.99	Expats Hypo Tax	-413,155.99	
9030100	DISC OPS	1114	Target Enterprise, Inc.	payroll/TM 0005689518 Sick pay adj	\$956.17	Expats Salary	956.17	
9030100	DISC OPS	1114	Target Enterprise, Inc.	payroll/TM 0009646860 XPD	\$4,072.86	Expats Salary	4,072.86	
9030100	DISC OPS	1114	Target Enterprise, Inc.	payroll/TM 0047856521 XPD	\$750.00	Expats Salary	750.00	
9030100	DISC OPS	1114	Target Enterprise, Inc.	payroll/TM 0032377913	\$-25,972.00	Expats Salary	-25,972.00	
9030100	DISC OPS	1114	Target Enterprise, Inc.	payroll/TM 0045707056	\$-8,850.59	Expats Salary	-8,850.59	
9030100	DISC OPS	1114	Target Enterprise, Inc.	payroll/TM 0047228804	\$-17,071.11	Expats Salary	-17,071.11	
9030100	DISC OPS	1114	Target Enterprise, Inc.	payroll/TM 0048588925	\$-4,085.31	Expats Salary	-4,085.31	
9030100	DISC OPS	1114	Target Enterprise, Inc.	Payroll/Expat Hypo Tax Reclass	\$2,226.00	Expats Hypo Tax	2,226.00	
9030100	DISC OPS	1114	Target Enterprise, Inc.	Payroll/Expat Hypo Tax Reclass	\$-176,472.05	Expats Hypo Tax	-176,472.05	
9030100	DISC OPS	1114	Target Enterprise, Inc.	Payroll/Expat Hypo Tax	\$-76,377.43	Expats Hypo Tax	-76,377.43	
9030100	DISC OPS	1114	Target Enterprise, Inc.	Payroll/Expat Hypo Tax	\$-942.31	Expats Hypo Tax	-942.31	
9030100	DISC OPS	1114	Target Enterprise, Inc.	Trasury/Federal Payroll Monthly EMPTX 01/21	\$2,242,628.57	Expat Taxes	2,242,628.57	
9030100	DISC OPS	1114	Target Enterprise, Inc.	Trasury/Ontario Employer Health ONEHT	\$70,117.43	Expat Taxes	70,117.43	
9030100	DISC OPS	1114	Target Enterprise, Inc.	Trasury/Quebec Monthly TPZ 1015.R.14.1) 01/30	\$39,724.52	Expat Taxes	39,724.52	
9030100	DISC OPS	1114	Target Enterprise, Inc.	Trasury/Federal Payroll Monthly EMPTX	\$2,242,628.57	Expat Taxes	2,242,628.57	
9030100	DISC OPS	1114	Target Enterprise, Inc.	Trasury/Ontario Employer Health ONEHT	\$70,117.43	Expat Taxes	70,117.43	
9030100	DISC OPS	1114	Target Enterprise, Inc.	Trasury/Quebec Monthly TPZ 1015.R.14.1)	\$39,724.52	Expat Taxes	39,724.52	
9030100	DISC OPS	1114	Target Enterprise, Inc.	Trasury/Rev Doc#100028581	\$-2,352,470.52	Expat Taxes	-2,352,470.52	
9030100	DISC OPS	1114	Target Enterprise, Inc.	PAYROLL/ EXPAT SALARY RECLASS	\$755,854.46	Expats Salary	755,854.46	
9030100	DISC OPS	1114	Target Enterprise, Inc.	Payroll/Expat Afr Hypo Reclass	\$3,998.89	Expats Hypo Tax	3,998.89	
9030100	DISC OPS	1114	Target Enterprise, Inc.	Payroll/Expat Rent Reclass	\$-3,954.78	Expats Rent	-3,954.78	
9030100	DISC OPS	1114	Target Enterprise, Inc.	EFR/Desc Non-BOD RSU Exp - Disc Ops Canada Expat	\$150,321.99	Expats Stock Options	150,321.99	
9030100	DISC OPS	1114	Target Enterprise, Inc.	EFR/Desc Performance Share Exp - Disc Ops Canada E	\$31,907.35	Expats Stock Options	31,907.35	
9030100	DISC OPS	1114	Target Enterprise, Inc.	EFR/Desc Stock Option Exp - Disc Ops Canada Expat	\$6,572.81	Expats Stock Options	6,572.81	
9030100	DISC OPS	1114	Target Enterprise, Inc.	Payroll/Expat OSR Tax Pymt	\$239,319.21	Expat Taxes	239,319.21	
					\$-684,904.96	Expats Reimbursable	-684,904.96	
							<b>2,267,986.70</b>	

Row Labels	Sum of Debit/Credit Amount
Expat Taxes	2,591,789.73 4
Expats Salary	779,272.81
Expats Hypo Tax	(603,018.25) 4
Expats Rent	(3,954.78) 5
Expats Stock Options	188,802.15 7
Expats Reimbursable	(684,904.96) Excldues Benefits
<b>Grand Total</b>	<b>2,267,986.70</b>

Expat Salary: 779,272.81  
 Expat Payroll Reimbursed: (684,904.96)  
 See NOTE 94,367.85 3

NOTE: The difference between the reimbursed salary portion for expats and total expat entries per GL are primarily related to goods and services allowance.

**Payroll & Benefits - January ME**

Type	Jan Pay (Full Month)	Benefits \$ (a)	Total \$	Tot. Jan 15-31 (b)
Wave 1 (US)	2,364,667.07	503,545.70	2,868,212.77	1,741,414.90
Wave 2 (US)	601,303.51	132,831.71	734,135.22	445,724.96
Wave 3 (US)	857,430.93	190,728.75	1,048,159.68	636,382.66
<b>Total - US</b>	<b>3,823,401.51</b>	<b>827,106.17</b>	<b>4,650,507.68</b>	<b>2,823,522.52</b>
India	158,719.17	32,743.77	191,462.94	116,245.35
<b>Total - (US &amp; India)</b>	<b>3,982,120.68</b>	<b>859,849.93</b>	<b>4,841,970.61</b>	<b>2,939,767.87</b>

**Notes:** \$ relate to US PMN from 1-28 list; India PMN from Project Yellow.v11 roster

**\*\*Does not include \$ related to Expat population \*\***

(a)Benefits assumes 20.63% for exempt; 38.4% for nonexempt payroll respectively

(b) Jan 15-31 references (17/28) allocation; per financial reporting

January Payroll Data by PMN

PMN	CLASS	COST CENTER	BUCKET	JAN - (Full Month)	Benefits %	Benefits \$	Total \$	Jan 15-31
100003	Exempt	93393000 -- D02 DIRECTOR INTERNAL AUDIT	Wave 1 (US)	9,730.76	20.6%	2,007.46	11,738.22	7,126.77
100043	Exempt	90143000 -- SALES PROMOTION MARKETING	Wave 1 (US)	5,800.00	20.6%	1,196.54	6,996.54	4,247.90
100081	NonExempt	90407000 -- SAO AUDITING	Wave 2 (US)	4,330.75	38.4%	1,663.01	5,993.76	3,639.07
100331	NonExempt	90407000 -- SAO AUDITING	Wave 2 (US)	4,911.46	38.4%	1,886.00	6,797.46	4,127.03
100415	Exempt	90408000 -- SAO CONTROL	Wave 2 (US)	3,938.46	20.6%	812.50	4,750.96	2,884.51
100458	Exempt	90392000 -- MULTICHANNEL & ENTERPRISE PROBLEM M	Wave 1 (US)	9,730.78	20.6%	2,007.46	11,738.24	7,126.79
100510	Exempt	90263000 -- RESOURCE RECOVERY	Wave 1 (US)	4,615.38	20.6%	952.15	5,567.53	3,380.29
100723	NonExempt	90411000 -- TOTAL PAYROLL	Wave 2 (US)	3,893.61	38.4%	1,495.15	5,388.76	3,271.74
100792	Exempt	90699000 -- BUSINESS SYSTEMS OPERATIONS	Wave 2 (US)	4,676.92	20.6%	964.85	5,641.77	3,425.36
100799	NonExempt	90201000 -- SAMPLE MANAGEMENT	Wave 1 (US)	3,841.37	38.4%	1,475.09	5,316.46	3,227.85
101017	Exempt	92249000 -- SYSTEMS MANAGEMENT ENGINEERING	Wave 1 (US)	9,430.76	20.6%	1,945.57	11,376.33	6,907.05
101040	Exempt	81600001 -- TSS OPERATIONS HQ	Wave 1 (US)	7,892.30	20.6%	1,628.18	9,520.48	5,780.29
101178	Exempt	90422000 -- CCM & TTS FINANCE	Wave 1 (US)	5,215.38	20.6%	1,075.93	6,291.31	3,819.73
101687	Exempt	90393000 -- CLIENT TECHNOLOGIES	Wave 1 (US)	8,038.46	20.6%	1,658.33	9,696.79	5,887.34
102030	Exempt	90393000 -- CLIENT TECHNOLOGIES	Wave 1 (US)	4,817.31	20.6%	993.81	5,811.12	3,528.18
102032	Exempt	90429000 -- TOTAL RETAIL OPS AUDIT	Wave 1 (US)	9,384.62	20.6%	1,936.05	11,320.67	6,873.26
102165	Exempt	92249000 -- SYSTEMS MANAGEMENT ENGINEERING	Wave 1 (US)	9,800.00	20.6%	2,021.74	11,821.74	7,177.49
102265	Exempt	90143000 -- SALES PROMOTION MARKETING	Wave 1 (US)	4,019.22	20.6%	829.17	4,848.39	2,943.66
102491	Exempt	90380000 -- IMPLEMENTATION SERVICES	Wave 1 (US)	5,623.08	20.6%	1,160.04	6,783.12	4,118.32
102642	Exempt	90406000 -- BUSINESS SYSTEMS SERVICES	Wave 1 (US)	6,569.24	20.6%	1,355.23	7,924.47	4,811.29
103031	Exempt	90198000 -- PROJECT MANAGEMENT	Wave 1 (US)	6,192.30	20.6%	1,277.47	7,469.77	4,535.22
103135	Exempt	90398000 -- DEV TOOLS AND SERVICES ENGINEERING	Wave 1 (US)	5,538.47	20.6%	1,142.59	6,681.06	4,056.36
103341	Exempt	89510009 -- TSS KIDS APPAREL HQ	Wave 1 (US)	9,669.24	20.6%	1,994.76	11,664.00	7,081.72
103425	NonExempt	92219000 -- FMOC CONTACT CENTER	Wave 2 (US)	2,018.49	38.4%	775.10	2,793.59	1,696.11
103581	Exempt	90652000 -- HROC ADMIN PROD CTR	Wave 1 (US)	4,369.24	20.6%	901.37	5,270.61	3,200.02
103678	Exempt	90764000 -- RETAIL BANK CARD SERVICES	Wave 2 (US)	4,500.00	20.6%	928.35	5,428.35	3,295.78
103707	Exempt	90175000 -- CREATIVE STUDIO	Wave 1 (US)	5,392.30	20.6%	1,112.43	6,504.73	3,949.30
103724	Exempt	90386000 -- MSP SERVICE DELIVERY	Wave 1 (US)	6,053.84	20.6%	1,248.91	7,302.75	4,433.81
103887	Exempt	90526000 -- DS TECH/INTEGRATION	Wave 1 (US)	10,976.92	20.6%	2,264.54	13,241.46	8,039.46
104056	Exempt	90653000 -- HR PROCESS & TECHNOLOGY	Wave 1 (US)	8,600.00	20.6%	1,774.18	10,374.18	6,298.61
104118	Exempt	90198000 -- PROJECT MANAGEMENT	Wave 1 (US)	6,215.38	20.6%	1,282.23	7,497.61	4,552.12
104347	Exempt	90442000 -- TOTAL PROPERTY ACCOUNTING	Wave 3 (US)	6,030.76	20.6%	1,244.15	7,274.91	4,416.91
104545	Exempt	89420029 -- HQ PSQA LMG	Wave 1 (US)	4,167.70	20.6%	859.80	5,027.50	3,052.41
105156	Exempt	90393000 -- CLIENT TECHNOLOGIES	Wave 1 (US)	7,076.92	20.6%	1,459.97	8,536.89	5,183.11
105372	Exempt	93510000 -- FINANCIAL OPERATIONS COE	Wave 2 (US)	5,384.62	20.6%	1,110.85	6,495.47	3,943.68
105446	NonExempt	90411000 -- TOTAL PAYROLL	Wave 2 (US)	5,555.27	38.4%	2,133.22	7,688.49	4,668.01
105598	NonExempt	90032000 -- REAL ESTATE	Wave 3 (US)	3,108.29	38.4%	1,193.58	4,301.87	2,611.85
105742	Exempt	90398000 -- DEV TOOLS AND SERVICES ENGINEERING	Wave 1 (US)	6,076.92	20.6%	1,253.67	7,330.59	4,450.71
105817	Exempt	90380000 -- IMPLEMENTATION SERVICES	Wave 1 (US)	9,807.70	20.6%	2,023.33	11,831.03	7,183.12

January Payroll Data by PMN

105863	Exempt	99346000 -- INTERNATIONAL INVENTORY ACCTG & ANA	Wave 2 (US)	6,100.00	20.6%	1,258.43	7,358.43	4,467.62
105911	Exempt	90032000 -- REAL ESTATE	Wave 3 (US)	7,738.46	20.6%	1,596.44	9,334.90	5,667.62
106123	Exempt	90196000 -- ISM PLANNER	Wave 1 (US)	7,276.92	20.6%	1,501.23	8,778.15	5,329.59
106225	Exempt	90455000 -- INCOME TAX ADMINISTRATION	Wave 2 (US)	5,515.38	20.6%	1,137.82	6,653.20	4,039.44
106493	Exempt	90203000 -- PACKAGING DEVELOPMENT	Wave 1 (US)	5,907.70	20.6%	1,218.76	7,126.46	4,326.78
106621	Exempt	90263000 -- RESOURCE RECOVERY	Wave 1 (US)	5,538.46	20.6%	1,142.58	6,681.04	4,056.35
106739	Exempt	90179000 -- CREATIVE OPERATIONS AND EXECUTION	Wave 1 (US)	5,138.46	20.6%	1,060.06	6,198.52	3,763.39
106777	Exempt	90193000 -- ISM PROCUREMENT	Wave 1 (US)	5,769.24	20.6%	1,190.19	6,959.43	4,225.37
106785	Exempt	90203000 -- PACKAGING DEVELOPMENT	Wave 1 (US)	6,038.46	20.6%	1,245.73	7,284.19	4,422.55
107061	Exempt	90386000 -- MSP SERVICE DELIVERY	Wave 1 (US)	5,553.84	20.6%	1,145.76	6,699.60	4,067.61
107145	Exempt	90406000 -- BUSINESS SYSTEMS SERVICES	Wave 1 (US)	4,576.92	20.6%	944.22	5,521.14	3,352.12
107196	Exempt	90362000 -- DATABASE AND BI TOOLS TECHNOLOGIES	Wave 1 (US)	7,884.62	20.6%	1,626.60	9,511.22	5,774.67
107542	Exempt	90695000 -- VOICE OF GUEST TCW	Wave 1 (US)	5,192.30	20.6%	1,071.17	6,263.47	3,802.82
107625	Exempt	90179000 -- CREATIVE OPERATIONS AND EXECUTION	Wave 1 (US)	6,469.24	20.6%	1,334.60	7,803.84	4,738.05
107748	Exempt	90194000 -- ISM PROJECT MANAGEMENT	Wave 1 (US)	4,453.84	20.6%	918.83	5,372.67	3,261.98
107758	Exempt	90179000 -- CREATIVE OPERATIONS AND EXECUTION	Wave 1 (US)	4,615.38	20.6%	952.15	5,567.53	3,380.29
107907	Exempt	90398000 -- DEV TOOLS AND SERVICES ENGINEERING	Wave 1 (US)	7,415.38	20.6%	1,529.79	8,945.17	5,431.00
107997	NonExempt	90411000 -- TOTAL PAYROLL	Wave 1 (US)	3,358.26	38.4%	1,289.57	4,647.83	2,821.90
108207	Exempt	90439000 -- FINANCIAL REPORTING	Wave 3 (US)	5,492.30	20.6%	1,133.06	6,625.36	4,022.54
108233	Exempt	90280000 -- PROFIT PROTECTION	Wave 1 (US)	7,923.08	20.6%	1,634.53	9,557.61	5,802.84
108390	Exempt	90818000 -- VENDOR MGMT OFFICE	Wave 3 (US)	8,076.92	20.6%	1,666.27	9,743.19	5,915.51
108467	Exempt	90364000 -- INFRASTRUCTURE PLANNING & ARCHITECT	Wave 1 (US)	8,192.30	20.6%	1,690.07	9,882.37	6,000.01
109609	NonExempt	92219000 -- FMOC CONTACT CENTER	Wave 2 (US)	2,694.30	38.4%	1,034.61	3,728.91	2,263.98
109886	Exempt	90368000 -- INFRASTRUCTURE SERVICES	Wave 1 (US)	7,200.00	20.6%	1,485.36	8,685.36	5,273.25
109939	Exempt	90265000 -- FIXTURE PROCUREMENT	Wave 1 (US)	4,230.76	20.6%	872.81	5,103.57	3,098.59
110625	Exempt	93457000 -- PLANNING AND OPTIMIZATION	Wave 1 (US)	6,823.08	20.6%	1,407.60	8,230.68	4,997.20
110719	Exempt	90193000 -- ISM PROCUREMENT	Wave 1 (US)	5,007.70	20.6%	1,033.09	6,040.79	3,667.62
110815	Exempt	90134000 -- MARKETING FINANCE	Wave 1 (US)	5,361.54	20.6%	1,106.09	6,467.63	3,926.77
110884	Exempt	90193000 -- ISM PROCUREMENT	Wave 1 (US)	4,915.38	20.6%	1,014.04	5,929.42	3,600.01
111070	NonExempt	87920001 -- TSS IN TRAINING HQ	Wave 1 (US)	2,527.61	38.4%	970.60	3,498.21	2,123.91
111106	NonExempt	90411000 -- TOTAL PAYROLL	Wave 2 (US)	3,267.86	38.4%	1,254.86	4,522.72	2,745.94
115087	Exempt	90378000 -- INFRASTRUCTURE SUPPORT	Wave 3 (US)	6,000.00	20.6%	1,237.80	7,237.80	4,394.38
115163	Exempt	90394000 -- SERVER AND STORAGE TECHNOLOGIES	Wave 1 (US)	8,000.00	20.6%	1,650.40	9,650.40	5,859.17
115167	Exempt	90510000 -- SECURITY PMO	Wave 1 (US)	8,476.92	20.6%	1,748.79	10,225.71	6,208.47
115318	Exempt	90193000 -- ISM PROCUREMENT	Wave 1 (US)	4,153.84	20.6%	856.94	5,010.78	3,042.26
115388	Exempt	90246000 -- TARGET PROPERTIES ADMIN	Wave 1 (US)	74,807.70	20.6%	15,432.83	90,240.53	54,788.89
116252	Exempt	90839000 -- INTERIOR RETROFITS	Wave 1 (US)	4,500.00	20.6%	928.35	5,428.35	3,295.78
116617	Exempt	90203000 -- PACKAGING DEVELOPMENT	Wave 1 (US)	5,307.70	20.6%	1,094.98	6,402.68	3,887.34
116790	Exempt	90194000 -- ISM PROJECT MANAGEMENT	Wave 1 (US)	5,076.92	20.6%	1,047.37	6,124.29	3,718.32
116814	Exempt	90839000 -- INTERIOR RETROFITS	Wave 1 (US)	5,338.46	20.6%	1,101.32	6,439.78	3,909.87
117164	Exempt	90261000 -- MATERIAL HANDLING	Wave 1 (US)	6,969.24	20.6%	1,437.75	8,406.99	5,104.25

January Payroll Data by PMN

117514	Exempt	90179000 -- CREATIVE OPERATIONS AND EXECUTION	Wave 1 (US)	4,530.76	20.6%	934.70	5,465.46	3,318.31
117597	Exempt	90768000 -- BI GUEST ANALYSIS	Wave 1 (US)	(1,525.38)	20.6%	(314.69)	(1,840.07)	(1,117.18)
117946	Exempt	92249000 -- SYSTEMS MANAGEMENT ENGINEERING	Wave 1 (US)	7,030.76	20.6%	1,450.45	8,481.21	5,149.30
118097	NonExempt	92219000 -- FMOC CONTACT CENTER	Wave 2 (US)	3,294.25	38.4%	1,264.99	4,559.24	2,768.11
118220	NonExempt	92219000 -- FMOC CONTACT CENTER	Wave 2 (US)	3,158.98	38.4%	1,213.05	4,372.03	2,654.45
118300	Exempt	81600001 -- TSS OPERATIONS HQ	Wave 2 (US)	6,533.86	20.6%	1,347.94	7,881.80	4,785.38
118765	Exempt	90378000 -- INFRASTRUCTURE SUPPORT	Wave 3 (US)	4,433.38	20.6%	914.61	5,347.99	3,246.99
118828	Exempt	90634000 -- COMPENSATION	Wave 3 (US)	7,323.08	20.6%	1,510.75	8,833.83	5,363.40
119007	Exempt	90699000 -- BUSINESS SYSTEMS OPERATIONS	Wave 2 (US)	4,746.16	20.6%	979.13	5,725.29	3,476.07
119395	Exempt	93393000 -- D02 DIRECTOR INTERNAL AUDIT	Wave 1 (US)	6,407.70	20.6%	1,321.91	7,729.61	4,692.98
119432	Exempt	90380000 -- IMPLEMENTATION SERVICES	Wave 1 (US)	5,615.38	20.6%	1,158.45	6,773.83	4,112.68
119446	Exempt	90194000 -- ISM PROJECT MANAGEMENT	Wave 1 (US)	6,153.84	20.6%	1,269.54	7,423.38	4,507.05
119564	Exempt	90194000 -- ISM PROJECT MANAGEMENT	Wave 1 (US)	4,453.84	20.6%	918.83	5,372.67	3,261.98
119675	Exempt	93396000 -- SUPPLY CHAIN AUDIT	Wave 1 (US)	6,569.24	20.6%	1,355.23	7,924.47	4,811.29
119873	Exempt	90030000 -- FOOD OWNED BRANDS	Wave 1 (US)	6,292.30	20.6%	1,298.10	7,590.40	4,608.46
120165	Exempt	90653000 -- HR PROCESS & TECHNOLOGY	Wave 1 (US)	(905.20)	20.6%	(186.74)	(1,091.94)	(662.97)
120276	NonExempt	90184000 -- DISTRIBUTION REPLENISHMENT	Wave 1 (US)	3,767.03	38.4%	1,446.54	5,213.57	3,165.38
120388	Exempt	90818000 -- VENDOR MGMT OFFICE	Wave 3 (US)	7,200.00	20.6%	1,485.36	8,685.36	5,273.25
120397	Exempt	90762000 -- TARGET INFORMATION PROTECTION	Wave 1 (US)	5,869.24	20.6%	1,210.82	7,080.06	4,298.61
120440	NonExempt	92219000 -- FMOC CONTACT CENTER	Wave 2 (US)	3,912.82	38.4%	1,502.52	5,415.34	3,287.89
120817	Exempt	90455000 -- INCOME TAX ADMINISTRATION	Wave 1 (US)	7,930.76	20.6%	1,636.12	9,566.88	5,808.46
120852	Exempt	90634000 -- COMPENSATION	Wave 3 (US)	8,084.62	20.6%	1,667.86	9,752.48	5,921.15
122564	Exempt	90399000 -- ITSM SUPPORT OPERATIONS	Wave 1 (US)	5,753.84	20.6%	1,187.02	6,940.86	4,214.09
122775	Exempt	90194000 -- ISM PROJECT MANAGEMENT	Wave 1 (US)	4,715.38	20.6%	972.78	5,688.16	3,453.53
122854	Exempt	90378000 -- INFRASTRUCTURE SUPPORT	Wave 3 (US)	7,007.70	20.6%	1,445.69	8,453.39	5,132.41
122907	Exempt	90653000 -- HR PROCESS & TECHNOLOGY	Wave 2 (US)	4,884.62	20.6%	1,007.70	5,892.32	3,577.48
123069	NonExempt	90416000 -- NON MERCHANDISE PAYABLES	Wave 3 (US)	3,075.77	38.4%	1,181.10	4,256.87	2,584.53
123076	Exempt	90160000 -- VP CREATIVE	Wave 1 (US)	6,384.62	20.6%	1,317.15	7,701.77	4,676.07
123141	Exempt	92154000 -- MPD OPERATIONS	Wave 1 (US)	13,461.54	20.6%	2,777.12	16,238.66	9,859.18
123206	Exempt	90389000 -- SUPPORT SERVICES ADMIN	Wave 1 (US)	5,269.24	20.6%	1,087.04	6,356.28	3,859.17
123291	Exempt	90368000 -- INFRASTRUCTURE SERVICES	Wave 1 (US)	11,946.16	20.6%	2,464.49	14,410.65	8,749.32
123412	Exempt	90404000 -- FINANCE BUSINESS INTELLIGENCE	Wave 1 (US)	10,069.24	20.6%	2,077.28	12,146.52	7,374.68
123473	Exempt	90194000 -- ISM PROJECT MANAGEMENT	Wave 1 (US)	4,469.24	20.6%	922.00	5,391.24	3,273.26
126472	Exempt	90606000 -- FIN BEN & ANALY	Wave 3 (US)	11,238.46	20.6%	2,318.49	13,556.95	8,231.01
126728	Exempt	93241000 -- CORPORATE COMPLIANCE AND ETHICS	Wave 1 (US)	3,984.62	20.6%	822.03	4,806.65	2,918.32
126813	Exempt	90364000 -- INFRASTRUCTURE PLANNING & ARCHITECT	Wave 3 (US)	10,323.08	20.6%	2,129.65	12,452.73	7,560.59
127150	Exempt	90266000 -- INDIRECT PROCUREMENT OPERATIONS	Wave 1 (US)	5,469.24	20.6%	1,128.30	6,597.54	4,005.65
128846	Exempt	90417000 -- MERCHANDISE PAYABLES	Wave 3 (US)	1,153.84	20.6%	238.04	1,391.88	845.07
129342	Exempt	90839000 -- INTERIOR RETROFITS	Wave 1 (US)	5,092.30	20.6%	1,050.54	6,142.84	3,729.58
129349	Exempt	90839000 -- INTERIOR RETROFITS	Wave 1 (US)	5,000.00	20.6%	1,031.50	6,031.50	3,661.98
129543	Exempt	90378000 -- INFRASTRUCTURE SUPPORT	Wave 3 (US)	6,938.46	20.6%	1,431.40	8,369.86	5,081.70



January Payroll Data by PMN

129712	Exempt	92154000 -- MPD OPERATIONS	Wave 1 (US)	7,869.24	20.6%	1,623.42	9,492.66	5,763.40
129798	Exempt	90078000 -- TECHNICAL DEVELOPMENT	Wave 1 (US)	5,615.38	20.6%	1,158.45	6,773.83	4,112.68
130073	Exempt	90375000 -- SECURITY ENGINEERING BUILD	Wave 1 (US)	7,723.08	20.6%	1,593.27	9,316.35	5,656.36
130384	Exempt	90693000 -- GLOBAL OPERATIONS TCW	Wave 2 (US)	4,276.92	20.6%	882.33	5,159.25	3,132.40
130511	Exempt	90362000 -- DATABASE AND BI TOOLS TECHNOLOGIES	Wave 1 (US)	9,846.16	20.6%	2,031.26	11,877.42	7,211.29
133925	Exempt	90610000 -- TALENT MANAGEMENT	Wave 1 (US)	6,153.84	20.6%	1,269.54	7,423.38	4,507.05
134074	Exempt	90250000 -- CORPORATE SECURITY SERVICES	Wave 2 (US)	8,715.38	20.6%	1,797.98	10,513.36	6,383.11
134295	Exempt	93275000 -- CORPORATE	Wave 2 (US)	5,438.46	20.6%	1,121.95	6,560.41	3,983.11
152550	Exempt	90007000 -- SYSTEMS	Wave 1 (US)	7,123.08	20.6%	1,469.49	8,592.57	5,216.92
153678	Exempt	90160000 -- VP CREATIVE	Wave 1 (US)	2,473.66	20.6%	510.32	2,983.98	1,811.70
154757	Exempt	26102053 -- STORE OPERATIONS	Wave 1 (US)	5,538.46	20.6%	1,142.58	6,681.04	4,056.35
154871	Exempt	90454000 -- INDIRECT TAX OPERATIONS	Wave 2 (US)	4,523.08	20.6%	933.11	5,456.19	3,312.69
156857	Exempt	90275000 -- SUPPORT CENTER	Wave 2 (US)	7,753.84	20.6%	1,599.62	9,353.46	5,678.88
160098	Exempt	90362000 -- DATABASE AND BI TOOLS TECHNOLOGIES	Wave 1 (US)	7,900.00	20.6%	1,629.77	9,529.77	5,785.93
164764	Exempt	90458000 -- SVP COMMUNICATIONS ADMINISTRATION	Wave 1 (US)	6,130.76	20.6%	1,264.78	7,395.54	4,490.15
164986	NonExempt	90043000 -- STRATEGIC PRICING	Wave 1 (US)	2,933.55	38.4%	1,126.48	4,060.03	2,465.02
165144	Exempt	90051000 -- MPD INTERNS	Wave 1 (US)	4,153.84	20.6%	856.94	5,010.78	3,042.26
165162	Exempt	90058000 -- RTW DIVISION	Wave 1 (US)	8,113.46	20.6%	1,673.81	9,787.27	5,942.27
165425	NonExempt	87920001 -- TSS IN TRAINING HQ	Wave 1 (US)	2,161.80	38.4%	830.13	2,991.93	1,816.53
166064	Exempt	90526000 -- DS TECH/INTEGRATION	Wave 2 (US)	8,846.16	20.6%	1,824.96	10,671.12	6,478.90
168899	Exempt	93175000 -- HL PDD DEC HOME	Wave 1 (US)	6,707.70	20.6%	1,383.80	8,091.50	4,912.70
175153	NonExempt	90667000 -- DIRECT OPERATIONS PROD CTR	Wave 3 (US)	3,573.72	38.4%	1,372.31	4,946.03	3,002.95
175154	NonExempt	90667000 -- DIRECT OPERATIONS PROD CTR	Wave 3 (US)	3,415.34	38.4%	1,311.49	4,726.83	2,869.86
175155	NonExempt	90667000 -- DIRECT OPERATIONS PROD CTR	Wave 3 (US)	3,838.08	38.4%	1,473.82	5,311.90	3,225.08
175213	Exempt	90203000 -- PACKAGING DEVELOPMENT	Wave 1 (US)	5,378.46	20.6%	1,109.58	6,488.04	3,939.16
175219	Exempt	90203000 -- PACKAGING DEVELOPMENT	Wave 1 (US)	7,276.92	20.6%	1,501.23	8,778.15	5,329.59
175221	Exempt	90203000 -- PACKAGING DEVELOPMENT	Wave 1 (US)	4,676.92	20.6%	964.85	5,641.77	3,425.36
175222	Exempt	90203000 -- PACKAGING DEVELOPMENT	Wave 1 (US)	4,400.00	20.6%	907.72	5,307.72	3,222.54
179688	Exempt	90043000 -- STRATEGIC PRICING	Wave 1 (US)	10,769.24	20.6%	2,221.69	12,990.93	7,887.35
179861	Exempt	90375000 -- SECURITY ENGINEERING BUILD	Wave 1 (US)	8,246.16	20.6%	1,701.18	9,947.34	6,039.46
179866	Exempt	90396000 -- NETWORK & TELEPHONY ENGINEERING	Wave 3 (US)	8,976.92	20.6%	1,851.94	10,828.86	6,574.66
101153	Exempt	90281000 -- SITE MANAGEMENT	Wave 1 (US)	9,300.00	20.6%	1,918.59	11,218.59	6,811.29
102037	Exempt	90281000 -- SITE MANAGEMENT	Wave 1 (US)	8,469.24	20.6%	1,747.20	10,216.44	6,202.84
102323	Exempt	90417000 -- MERCHANDISE PAYABLES	Wave 3 (US)	9,084.62	20.6%	1,874.16	10,958.78	6,653.54
103272	NonExempt	90529000 -- IMPORTS	Wave 1 (US)	3,644.70	38.4%	1,399.56	5,044.26	3,062.59
117348	NonExempt	90417000 -- MERCHANDISE PAYABLES	Wave 3 (US)	4,494.05	38.4%	1,725.72	6,219.77	3,776.29
126896	NonExempt	90415000 -- ACCOUNTS PAYABLE CONTROL	Wave 3 (US)	4,666.67	38.4%	1,792.00	6,458.67	3,921.34
132784	Exempt	90443000 -- TOTAL PROPERTY MANAGEMENT ACCTG	Wave 1 (US)	4,600.00	20.6%	948.98	5,548.98	3,369.02
132961	Exempt	90439000 -- FINANCIAL REPORTING	Wave 2 (US)	5,461.54	20.6%	1,126.72	6,588.26	4,000.01
132963	Exempt	90404000 -- FINANCE BUSINESS INTELLIGENCE	Wave 1 (US)	9,123.08	20.6%	1,882.09	11,005.17	6,681.71
132990	Exempt	99346000 -- INTERNATIONAL INVENTORY ACCTG & ANA	Wave 3 (US)	7,176.92	20.6%	1,480.60	8,657.52	5,256.35

January Payroll Data by PMN

132994	Exempt	90447000 -- INVENTORY ACCOUNTING & ANALYSIS DIR	Wave 1 (US)	10,300.00	20.6%	2,124.89	12,424.89	7,543.68
132997	Exempt	90411000 -- TOTAL PAYROLL	Wave 3 (US)	4,446.16	20.6%	917.24	5,363.40	3,256.35
133059	Exempt	90653000 -- HR PROCESS & TECHNOLOGY	Wave 1 (US)	6,500.00	20.6%	1,340.95	7,840.95	4,760.58
133099	Exempt	90818000 -- VENDOR MGMT OFFICE	Wave 3 (US)	7,707.70	20.6%	1,590.10	9,297.80	5,645.09
133269	Exempt	90764000 -- RETAIL BANK CARD SERVICES	Wave 2 (US)	7,423.08	20.6%	1,531.38	8,954.46	5,436.64
133381	Exempt	90140000 -- CIRCULAR CREATIVE ADMINISTRATION	Wave 1 (US)	5,769.24	20.6%	1,190.19	6,959.43	4,225.37
133388	Exempt	90179000 -- CREATIVE OPERATIONS AND EXECUTION	Wave 1 (US)	5,044.62	20.6%	1,040.71	6,085.33	3,694.66
133443	Exempt	25008405 -- OFFICE MGMT EXP G196	Wave 2 (US)	7,692.30	20.6%	1,586.92	9,279.22	5,633.81
133554	Exempt	90368000 -- INFRASTRUCTURE SERVICES	Wave 1 (US)	5,361.54	20.6%	1,106.09	6,467.63	3,926.77
133624	Exempt	90653000 -- HR PROCESS & TECHNOLOGY	Wave 1 (US)	5,923.08	20.6%	1,221.93	7,145.01	4,338.04
133685	Exempt	99346000 -- INTERNATIONAL INVENTORY ACCTG & ANA	Wave 2 (US)	5,238.46	20.6%	1,080.69	6,319.15	3,836.63
133764	Exempt	90161000 -- IMPORTS TRAFFIC	Wave 1 (US)	6,661.54	20.6%	1,374.28	8,035.82	4,878.89
133778	Exempt	90606000 -- FIN BEN & ANALY	Wave 3 (US)	6,230.76	20.6%	1,285.41	7,516.17	4,563.39
134043	Exempt	90653000 -- HR PROCESS & TECHNOLOGY	Wave 1 (US)	7,346.16	20.6%	1,515.51	8,861.67	5,380.30
134049	Exempt	90652000 -- HROC ADMIN PROD CTR	Wave 1 (US)	5,115.38	20.6%	1,055.30	6,170.68	3,746.49
134080	Exempt	90406000 -- BUSINESS SYSTEMS SERVICES	Wave 2 (US)	8,892.30	20.6%	1,834.48	10,726.78	6,512.69
134101	Exempt	90442000 -- TOTAL PROPERTY ACCOUNTING	Wave 3 (US)	4,704.62	20.6%	970.56	5,675.18	3,445.65
134111	Exempt	90032000 -- REAL ESTATE	Wave 3 (US)	15,192.30	20.6%	3,134.17	18,326.47	11,126.79
134115	Exempt	90630000 -- L&D FIELD	Wave 1 (US)	5,746.16	20.6%	1,185.43	6,931.59	4,208.47
134118	Exempt	90630000 -- L&D FIELD	Wave 1 (US)	6,653.84	20.6%	1,372.69	8,026.53	4,873.25
134121	Exempt	90406000 -- BUSINESS SYSTEMS SERVICES	Wave 1 (US)	4,626.92	20.6%	954.53	5,581.45	3,388.74
134122	Exempt	90406000 -- BUSINESS SYSTEMS SERVICES	Wave 1 (US)	5,130.76	20.6%	1,058.48	6,189.24	3,757.75
134134	Exempt	90631000 -- L&D HQ	Wave 1 (US)	8,438.46	20.6%	1,740.85	10,179.31	6,180.30
134149	Exempt	90442000 -- TOTAL PROPERTY ACCOUNTING	Wave 2 (US)	4,207.70	20.6%	868.05	5,075.75	3,081.70
134153	Exempt	93246000 -- MPD PRESENTATION	Wave 1 (US)	9,800.00	20.6%	2,021.74	11,821.74	7,177.49
134171	Exempt	90416000 -- NON MERCHANDISE PAYABLES	Wave 3 (US)	6,461.54	20.6%	1,333.02	7,794.56	4,732.41
134184	Exempt	90043000 -- STRATEGIC PRICING	Wave 1 (US)	8,461.54	20.6%	1,745.62	10,207.16	6,197.20
134193	Exempt	92105000 -- PRINT MANAGEMENT	Wave 1 (US)	8,392.30	20.6%	1,731.33	10,123.63	6,146.49
134194	Exempt	90140000 -- CIRCULAR CREATIVE ADMINISTRATION	Wave 1 (US)	9,969.24	20.6%	2,056.65	12,025.89	7,301.44
134195	Exempt	90143000 -- SALES PROMOTION MARKETING	Wave 1 (US)	6,307.70	20.6%	1,301.28	7,608.98	4,619.74
134200	Exempt	93457000 -- PLANNING AND OPTIMIZATION	Wave 1 (US)	8,861.54	20.6%	1,828.14	10,689.68	6,490.16
134201	Exempt	90179000 -- CREATIVE OPERATIONS AND EXECUTION	Wave 1 (US)	4,461.54	20.6%	920.42	5,381.96	3,267.62
134202	Exempt	93294000 -- OWNED BRANDS FOOD PACKAGING DEVELOP	Wave 1 (US)	5,646.16	20.6%	1,164.80	6,810.96	4,135.23
134209	Exempt	90458000 -- SVP COMMUNICATIONS ADMINISTRATION	Wave 1 (US)	8,692.30	20.6%	1,793.22	10,485.52	6,366.21
134227	Exempt	90043000 -- STRATEGIC PRICING	Wave 1 (US)	4,153.84	20.6%	856.94	5,010.78	3,042.26
134244	Exempt	90194000 -- ISM PROJECT MANAGEMENT	Wave 1 (US)	9,438.46	20.6%	1,947.15	11,385.61	6,912.69
134246	Exempt	90203000 -- PACKAGING DEVELOPMENT	Wave 1 (US)	5,907.70	20.6%	1,218.76	7,126.46	4,326.78
134263	Exempt	90030000 -- FOOD OWNED BRANDS	Wave 1 (US)	7,769.24	20.6%	1,602.79	9,372.03	5,690.16
134303	Exempt	90411000 -- TOTAL PAYROLL	Wave 2 (US)	6,211.55	20.6%	1,281.44	7,492.99	4,549.32
134319	Exempt	90263000 -- RESOURCE RECOVERY	Wave 1 (US)	6,800.00	20.6%	1,402.84	8,202.84	4,980.30
134398	Exempt	90034000 -- FOOD OPERATIONS	Wave 1 (US)	6,946.16	20.6%	1,432.99	8,379.15	5,087.34



January Payroll Data by PMN

134405	Exempt	99346000 -- INTERNATIONAL INVENTORY ACCTG & ANA	Wave 3 (US)	8,246.16	20.6%	1,701.18	9,947.34	6,039.46
135499	Exempt	90263000 -- RESOURCE RECOVERY	Wave 1 (US)	8,365.38	20.6%	1,725.78	10,091.16	6,126.77
135502	Exempt	90018000 -- EQUIPMENT	Wave 1 (US)	5,553.84	20.6%	1,145.76	6,699.60	4,067.61
135549	Exempt	90832000 -- PD OPERATIONS ADMINISTRATION	Wave 2 (US)	5,323.08	20.6%	1,098.15	6,421.23	3,898.60
135555	Exempt	90411000 -- TOTAL PAYROLL	Wave 2 (US)	4,707.70	20.6%	971.20	5,678.90	3,447.90
135670	Exempt	99346000 -- INTERNATIONAL INVENTORY ACCTG & ANA	Wave 2 (US)	6,523.08	20.6%	1,345.71	7,868.79	4,777.48
135796	NonExempt	90416000 -- NON MERCHANDISE PAYABLES	Wave 3 (US)	3,661.28	38.4%	1,405.93	5,067.21	3,076.52
136026	Exempt	90818000 -- VENDOR MGMT OFFICE	Wave 3 (US)	8,111.54	20.6%	1,673.41	9,784.95	5,940.86
136195	Exempt	90653000 -- HR PROCESS & TECHNOLOGY	Wave 1 (US)	6,561.54	20.6%	1,353.65	7,915.19	4,805.65
136209	Exempt	90259000 -- ENERGY MANAGEMENT	Wave 1 (US)	4,876.92	20.6%	1,006.11	5,883.03	3,571.84
136293	Exempt	93241000 -- CORPORATE COMPLIANCE AND ETHICS	Wave 1 (US)	4,815.38	20.6%	993.41	5,808.79	3,526.77
136294	Exempt	90141000 -- CREATIVE DIRECTION	Wave 1 (US)	11,215.38	20.6%	2,313.73	13,529.11	8,214.10
151965	Exempt	90193000 -- ISM PROCUREMENT	Wave 1 (US)	7,930.76	20.6%	1,636.12	9,566.88	5,808.46
151967	Exempt	90196000 -- ISM PLANNER	Wave 1 (US)	7,246.16	20.6%	1,494.88	8,741.04	5,307.06
151973	Exempt	90196000 -- ISM PLANNER	Wave 1 (US)	5,261.54	20.6%	1,085.46	6,347.00	3,853.53
152205	NonExempt	90406000 -- BUSINESS SYSTEMS SERVICES	Wave 1 (US)	3,337.04	38.4%	1,281.42	4,618.46	2,804.07
152290	Exempt	90415000 -- ACCOUNTS PAYABLE CONTROL	Wave 3 (US)	7,138.46	20.6%	1,472.66	8,611.12	5,228.18
152291	Exempt	90417000 -- MERCHANDISE PAYABLES	Wave 3 (US)	5,876.92	20.6%	1,212.41	7,089.33	4,304.24
152384	Exempt	90406000 -- BUSINESS SYSTEMS SERVICES	Wave 2 (US)	4,976.92	20.6%	1,026.74	6,003.66	3,645.08
152563	Exempt	99346000 -- INTERNATIONAL INVENTORY ACCTG & ANA	Wave 2 (US)	7,676.92	20.6%	1,583.75	9,260.67	5,622.55
152565	NonExempt	90030000 -- FOOD OWNED BRANDS	Wave 1 (US)	3,397.88	38.4%	1,304.79	4,702.67	2,855.19
152615	Exempt	90175000 -- CREATIVE STUDIO	Wave 1 (US)	7,300.00	20.6%	1,505.99	8,805.99	5,346.49
153182	Exempt	90141000 -- CREATIVE DIRECTION	Wave 1 (US)	9,230.76	20.6%	1,904.31	11,135.07	6,760.58
153183	Exempt	90652000 -- HROC ADMIN PROD CTR	Wave 3 (US)	5,438.46	20.6%	1,121.95	6,560.41	3,983.11
153438	Exempt	90386000 -- MSP SERVICE DELIVERY	Wave 1 (US)	5,346.16	20.6%	1,102.91	6,449.07	3,915.51
153493	NonExempt	90415000 -- ACCOUNTS PAYABLE CONTROL	Wave 1 (US)	3,685.01	38.4%	1,415.04	5,100.05	3,096.46
153494	Exempt	99346000 -- INTERNATIONAL INVENTORY ACCTG & ANA	Wave 1 (US)	6,415.38	20.6%	1,323.49	7,738.87	4,698.60
153502	Exempt	90259000 -- ENERGY MANAGEMENT	Wave 1 (US)	6,076.92	20.6%	1,253.67	7,330.59	4,450.71
153615	Exempt	99346000 -- INTERNATIONAL INVENTORY ACCTG & ANA	Wave 2 (US)	8,830.76	20.6%	1,821.79	10,652.55	6,467.62
153683	Exempt	93478000 -- FRS CANADA ADMIN	Wave 3 (US)	7,790.76	20.6%	1,607.23	9,397.99	5,705.92
153900	Exempt	92157000 -- TCBI OPS OPS	Wave 2 (US)	5,510.76	20.6%	1,136.87	6,647.63	4,036.06
154080	Exempt	90406000 -- BUSINESS SYSTEMS SERVICES	Wave 1 (US)	9,153.84	20.6%	1,888.44	11,042.28	6,704.24
154081	Exempt	90406000 -- BUSINESS SYSTEMS SERVICES	Wave 1 (US)	6,807.70	20.6%	1,404.43	8,212.13	4,985.94
154082	Exempt	90406000 -- BUSINESS SYSTEMS SERVICES	Wave 1 (US)	5,969.24	20.6%	1,231.45	7,200.69	4,371.85
154092	Exempt	90406000 -- BUSINESS SYSTEMS SERVICES	Wave 1 (US)	11,069.24	20.6%	2,283.58	13,352.82	8,107.07
154670	Exempt	93478000 -- FRS CANADA ADMIN	Wave 3 (US)	7,786.16	20.6%	1,606.28	9,392.44	5,702.56
154700	Exempt	90193000 -- ISM PROCUREMENT	Wave 1 (US)	5,361.54	20.6%	1,106.09	6,467.63	3,926.77
154701	Exempt	90193000 -- ISM PROCUREMENT	Wave 1 (US)	5,361.54	20.6%	1,106.09	6,467.63	3,926.77
154702	Exempt	90196000 -- ISM PLANNER	Wave 1 (US)	4,615.38	20.6%	952.15	5,567.53	3,380.29
154901	Exempt	87920001 -- TSS IN TRAINING HQ	Wave 1 (US)	4,307.69	20.6%	888.68	5,196.37	3,154.94
155055	Exempt	90693000 -- GLOBAL OPERATIONS TCW	Wave 2 (US)	5,469.24	20.6%	1,128.30	6,597.54	4,005.65

January Payroll Data by PMN

155056	Exempt	90677000 -- PD PLANNING ADMINISTRATION	Wave 1 (US)	1,175.32	20.6%	242.47	1,417.79	860.80
155132	Exempt	90406000 -- BUSINESS SYSTEMS SERVICES	Wave 1 (US)	4,569.24	20.6%	942.63	5,511.87	3,346.50
155178	Exempt	92157000 -- TCBI OPS OPS	Wave 2 (US)	8,184.62	20.6%	1,688.49	9,873.11	5,994.39
155295	Exempt	92157000 -- TCBI OPS OPS	Wave 2 (US)	5,364.62	20.6%	1,106.72	6,471.34	3,929.03
155296	Exempt	92157000 -- TCBI OPS OPS	Wave 2 (US)	4,584.62	20.6%	945.81	5,530.43	3,357.76
155374	Exempt	90406000 -- BUSINESS SYSTEMS SERVICES	Wave 1 (US)	5,761.54	20.6%	1,188.61	6,950.15	4,219.73
155376	Exempt	90406000 -- BUSINESS SYSTEMS SERVICES	Wave 1 (US)	4,000.00	20.6%	825.20	4,825.20	2,929.59
155379	Exempt	90406000 -- BUSINESS SYSTEMS SERVICES	Wave 1 (US)	5,046.16	20.6%	1,041.02	6,087.18	3,695.79
155488	Exempt	90404000 -- FINANCE BUSINESS INTELLIGENCE	Wave 1 (US)	9,823.08	20.6%	2,026.50	11,849.58	7,194.39
155697	Exempt	93457000 -- PLANNING AND OPTIMIZATION	Wave 1 (US)	6,785.00	20.6%	1,399.75	8,184.75	4,969.31
156123	Exempt	87920004 -- TSS ACCESSORIES HQ	Wave 1 (US)	5,884.62	20.6%	1,214.00	7,098.62	4,309.87
156212	Exempt	90043000 -- STRATEGIC PRICING	Wave 1 (US)	4,153.84	20.6%	856.94	5,010.78	3,042.26
156213	Exempt	90043000 -- STRATEGIC PRICING	Wave 1 (US)	4,461.54	20.6%	920.42	5,381.96	3,267.62
156214	Exempt	90043000 -- STRATEGIC PRICING	Wave 1 (US)	4,646.16	20.6%	958.50	5,604.66	3,402.83
156215	Exempt	90043000 -- STRATEGIC PRICING	Wave 1 (US)	4,184.62	20.6%	863.29	5,047.91	3,064.80
156216	Exempt	90043000 -- STRATEGIC PRICING	Wave 1 (US)	4,307.70	20.6%	888.68	5,196.38	3,154.94
156704	Exempt	90143000 -- SALES PROMOTION MARKETING	Wave 1 (US)	5,792.30	20.6%	1,194.95	6,987.25	4,242.26
156705	Exempt	90143000 -- SALES PROMOTION MARKETING	Wave 1 (US)	8,338.46	20.6%	1,720.22	10,058.68	6,107.06
156710	Exempt	90140000 -- CIRCULAR CREATIVE ADMINISTRATION	Wave 1 (US)	5,630.76	20.6%	1,161.63	6,792.39	4,123.95
156714	Exempt	90406000 -- BUSINESS SYSTEMS SERVICES	Wave 1 (US)	12,323.08	20.6%	2,542.25	14,865.33	9,025.38
156823	NonExempt	90417000 -- MERCHANDISE PAYABLES	Wave 3 (US)	3,184.05	38.4%	1,222.68	4,406.73	2,675.51
156824	Exempt	90406000 -- BUSINESS SYSTEMS SERVICES	Wave 1 (US)	5,646.16	20.6%	1,164.80	6,810.96	4,135.23
156825	Exempt	90406000 -- BUSINESS SYSTEMS SERVICES	Wave 2 (US)	7,423.08	20.6%	1,531.38	8,954.46	5,436.64
156828	Exempt	90263000 -- RESOURCE RECOVERY	Wave 1 (US)	3,846.16	20.6%	793.46	4,639.62	2,816.91
156830	Exempt	90263000 -- RESOURCE RECOVERY	Wave 1 (US)	4,230.76	20.6%	872.81	5,103.57	3,098.59
156833	Exempt	90406000 -- BUSINESS SYSTEMS SERVICES	Wave 1 (US)	4,000.00	20.6%	825.20	4,825.20	2,929.59
156834	Exempt	90406000 -- BUSINESS SYSTEMS SERVICES	Wave 2 (US)	4,076.92	20.6%	841.07	4,917.99	2,985.92
156839	NonExempt	90417000 -- MERCHANDISE PAYABLES	Wave 3 (US)	3,674.89	38.4%	1,411.16	5,086.05	3,087.96
156853	Exempt	90141000 -- CREATIVE DIRECTION	Wave 1 (US)	9,807.70	20.6%	2,023.33	11,831.03	7,183.12
156855	Exempt	90018000 -- EQUIPMENT	Wave 1 (US)	9,069.24	20.6%	1,870.98	10,940.22	6,642.28
156856	Exempt	99346000 -- INTERNATIONAL INVENTORY ACCTG & ANA	Wave 2 (US)	6,461.54	20.6%	1,333.02	7,794.56	4,732.41
156858	Exempt	90140000 -- CIRCULAR CREATIVE ADMINISTRATION	Wave 1 (US)	5,553.84	20.6%	1,145.76	6,699.60	4,067.61
157012	Exempt	90253000 -- INT AND EXT SERVICES	Wave 1 (US)	5,669.24	20.6%	1,169.56	6,838.80	4,152.13
157189	Exempt	90143000 -- SALES PROMOTION MARKETING	Wave 1 (US)	7,507.70	20.6%	1,548.84	9,056.54	5,498.61
157191	Exempt	90139000 -- PHOTO STUDIO	Wave 1 (US)	5,000.00	20.6%	1,031.50	6,031.50	3,661.98
157192	Exempt	90143000 -- SALES PROMOTION MARKETING	Wave 1 (US)	5,007.70	20.6%	1,033.09	6,040.79	3,667.62
157194	Exempt	90143000 -- SALES PROMOTION MARKETING	Wave 1 (US)	4,823.08	20.6%	995.00	5,818.08	3,532.41
157195	Exempt	90143000 -- SALES PROMOTION MARKETING	Wave 1 (US)	5,076.92	20.6%	1,047.37	6,124.29	3,718.32
157240	Exempt	90415000 -- ACCOUNTS PAYABLE CONTROL	Wave 3 (US)	4,630.76	20.6%	955.33	5,586.09	3,391.55
157254	Exempt	90452000 -- HQ RISK MANAGEMENT	Wave 2 (US)	3,930.76	20.6%	810.92	4,741.68	2,878.87
157833	Exempt	90413000 -- TRAVEL SERVICES	Wave 3 (US)	4,192.30	20.6%	864.87	5,057.17	3,070.43

January Payroll Data by PMN

157872	Exempt	90832000 -- PD OPERATIONS ADMINISTRATION	Wave 2 (US)	4,546.16	20.6%	937.87	5,484.03	3,329.59
157960	Exempt	90364000 -- INFRASTRUCTURE PLANNING & ARCHITECT	Wave 1 (US)	9,230.75	20.6%	1,904.30	11,135.05	6,760.57
158116	Exempt	87920007 -- PRODUCT INVESTIGATIONS HQ	Wave 1 (US)	5,169.24	20.6%	1,066.41	6,235.65	3,785.93
158119	Exempt	87920007 -- PRODUCT INVESTIGATIONS HQ	Wave 2 (US)	5,169.24	20.6%	1,066.41	6,235.65	3,785.93
158122	Exempt	90408000 -- SAO CONTROL	Wave 2 (US)	4,500.00	20.6%	928.35	5,428.35	3,295.78
158597	Exempt	90404000 -- FINANCE BUSINESS INTELLIGENCE	Wave 1 (US)	5,592.30	20.6%	1,153.69	6,745.99	4,095.78
158608	Exempt	90832000 -- PD OPERATIONS ADMINISTRATION	Wave 1 (US)	6,023.08	20.6%	1,242.56	7,265.64	4,411.28
158609	Exempt	90677000 -- PD PLANNING ADMINISTRATION	Wave 1 (US)	6,092.30	20.6%	1,256.84	7,349.14	4,461.98
158658	NonExempt	90529000 -- IMPORTS	Wave 3 (US)	3,820.43	38.4%	1,467.05	5,287.48	3,210.25
159115	Exempt	90408000 -- SAO CONTROL	Wave 2 (US)	5,783.08	20.6%	1,193.05	6,976.13	4,235.51
159119	NonExempt	90417000 -- MERCHANDISE PAYABLES	Wave 3 (US)	4,391.71	38.4%	1,686.42	6,078.13	3,690.29
159120	NonExempt	90417000 -- MERCHANDISE PAYABLES	Wave 3 (US)	4,181.93	38.4%	1,605.86	5,787.79	3,514.02
159121	NonExempt	90417000 -- MERCHANDISE PAYABLES	Wave 3 (US)	4,174.43	38.4%	1,602.98	5,777.41	3,507.71
159122	NonExempt	90417000 -- MERCHANDISE PAYABLES	Wave 3 (US)	2,962.07	38.4%	1,137.43	4,099.50	2,488.99
159123	NonExempt	90417000 -- MERCHANDISE PAYABLES	Wave 3 (US)	2,910.78	38.4%	1,117.74	4,028.52	2,445.89
159504	Exempt	90140000 -- CIRCULAR CREATIVE ADMINISTRATION	Wave 1 (US)	5,084.62	20.6%	1,048.96	6,133.58	3,723.96
159882	NonExempt	90529000 -- IMPORTS	Wave 3 (US)	4,169.16	38.4%	1,600.96	5,770.12	3,503.29
160083	Exempt	90137000 -- PRINT BUYING	Wave 1 (US)	5,161.54	20.6%	1,064.83	6,226.37	3,780.29
160088	Exempt	90404000 -- FINANCE BUSINESS INTELLIGENCE	Wave 1 (US)	7,430.76	20.6%	1,532.97	8,963.73	5,442.26
160097	NonExempt	90417000 -- MERCHANDISE PAYABLES	Wave 3 (US)	3,894.56	38.4%	1,495.51	5,390.07	3,272.54
160337	NonExempt	90417000 -- MERCHANDISE PAYABLES	Wave 3 (US)	2,736.94	38.4%	1,050.98	3,787.92	2,299.81
160563	Exempt	90134000 -- MARKETING FINANCE	Wave 1 (US)	5,076.92	20.6%	1,047.37	6,124.29	3,718.32
160575	Exempt	90722000 -- ACCOUNTING & CONTROL	Wave 1 (US)	5,076.92	20.6%	1,047.37	6,124.29	3,718.32
160805	NonExempt	99346000 -- INTERNATIONAL INVENTORY ACCTG & ANA	Wave 2 (US)	3,814.47	38.4%	1,464.76	5,279.23	3,205.24
160806	NonExempt	99346000 -- INTERNATIONAL INVENTORY ACCTG & ANA	Wave 2 (US)	3,977.14	38.4%	1,527.22	5,504.36	3,341.93
160807	Exempt	99346000 -- INTERNATIONAL INVENTORY ACCTG & ANA	Wave 2 (US)	5,615.38	20.6%	1,158.45	6,773.83	4,112.68
160808	Exempt	99346000 -- INTERNATIONAL INVENTORY ACCTG & ANA	Wave 2 (US)	4,530.76	20.6%	934.70	5,465.46	3,318.31
160814	Exempt	90404000 -- FINANCE BUSINESS INTELLIGENCE	Wave 1 (US)	6,607.70	20.6%	1,363.17	7,970.87	4,839.46
160815	Exempt	90404000 -- FINANCE BUSINESS INTELLIGENCE	Wave 1 (US)	6,661.54	20.6%	1,374.28	8,035.82	4,878.89
161471	Exempt	90406000 -- BUSINESS SYSTEMS SERVICES	Wave 1 (US)	4,723.08	20.6%	974.37	5,697.45	3,459.17
161476	Exempt	90707000 -- KNOWLEDGE & COMMUNICATIONS	Wave 2 (US)	3,846.16	20.6%	793.46	4,639.62	2,816.91
161488	NonExempt	90417000 -- MERCHANDISE PAYABLES	Wave 3 (US)	3,857.60	38.4%	1,481.32	5,338.92	3,241.49
161489	NonExempt	99346000 -- INTERNATIONAL INVENTORY ACCTG & ANA	Wave 1 (US)	3,532.21	38.4%	1,356.37	4,888.58	2,968.07
161582	Exempt	90043000 -- STRATEGIC PRICING	Wave 1 (US)	4,269.24	20.6%	880.74	5,149.98	3,126.78
161583	Exempt	90043000 -- STRATEGIC PRICING	Wave 1 (US)	5,692.30	20.6%	1,174.32	6,866.62	4,169.02
161584	Exempt	90043000 -- STRATEGIC PRICING	Wave 1 (US)	4,646.16	20.6%	958.50	5,604.66	3,402.83
161805	Exempt	93478000 -- FRS CANADA ADMIN	Wave 1 (US)	8,715.38	20.6%	1,797.98	10,513.36	6,383.11
164048	Exempt	93522000 -- APPLICATIONS SUPPORT ADMIN	Wave 2 (US)	13,092.30	20.6%	2,700.94	15,793.24	9,588.75
164050	Exempt	90368000 -- INFRASTRUCTURE SERVICES	Wave 1 (US)	9,076.92	20.6%	1,872.57	10,949.49	6,647.90
164246	Exempt	90653000 -- HR PROCESS & TECHNOLOGY	Wave 2 (US)	7,238.46	20.6%	1,493.29	8,731.75	5,301.42
164660	Exempt	90175000 -- CREATIVE STUDIO	Wave 1 (US)	7,353.84	20.6%	1,517.10	8,870.94	5,385.93



January Payroll Data by PMN

165285	Exempt	90047000 -- BUYERS IN TRAINING	Wave 1 (US)	5,769.24	20.6%	1,190.19	6,959.43	4,225.37
166975	Exempt	99346000 -- INTERNATIONAL INVENTORY ACCTG & ANA	Wave 1 (US)	4,753.84	20.6%	980.72	5,734.56	3,481.70
171437	Exempt	90420000 -- CORPORATE FINANCIAL PLANNING	Wave 1 (US)	5,330.75	20.6%	1,099.73	6,430.48	3,904.22
175223	Exempt	90043000 -- STRATEGIC PRICING	Wave 1 (US)	8,015.38	20.6%	1,653.57	9,668.95	5,870.44
175224	Exempt	90043000 -- STRATEGIC PRICING	Wave 1 (US)	4,307.70	20.6%	888.68	5,196.38	3,154.94
175225	Exempt	90043000 -- STRATEGIC PRICING	Wave 1 (US)	5,215.38	20.6%	1,075.93	6,291.31	3,819.73
175226	Exempt	90043000 -- STRATEGIC PRICING	Wave 1 (US)	4,153.84	20.6%	856.94	5,010.78	3,042.26
177720	Exempt	90047000 -- BUYERS IN TRAINING	Wave 1 (US)	6,215.38	20.6%	1,282.23	7,497.61	4,552.12
179180	Exempt	90107000 -- MPSD MANAGEMENT	Wave 1 (US)	13,092.30	20.6%	2,700.94	15,793.24	9,588.75
179689	Exempt	90107000 -- MPSD MANAGEMENT	Wave 1 (US)	8,884.62	20.6%	1,832.90	10,717.52	6,507.06
181116	Exempt	90109000 -- MPSD BUCS	Wave 1 (US)	7,230.76	20.6%	1,491.71	8,722.47	5,295.78
181120	Exempt	90109000 -- MPSD BUCS	Wave 1 (US)	7,846.16	20.6%	1,618.66	9,464.82	5,746.50
100842	Exempt	93208000 -- TTS CANADA US BASED	Wave 1 (US)	17,000.00	20.6%	3,507.10	20,507.10	12,450.74
101434	Exempt	93202000 -- STORES HQ CANADA US BASED	Wave 3 (US)	17,953.84	20.6%	3,703.88	21,657.72	13,149.33
101587	Exempt	93499000 -- CANADA TTS COE	Wave 2 (US)	9,446.16	20.6%	1,948.74	11,394.90	6,918.33
102114	Exempt	99346600 -- DOMESTIC BASED BTT-CA TEAM MEMBERS	Wave 1 (US)	12,384.62	20.6%	2,554.95	14,939.57	9,070.45
103635	NonExempt	93202000 -- STORES HQ CANADA US BASED	Wave 2 (US)	4,595.47	38.4%	1,764.66	6,360.13	3,861.51
104184	NonExempt	93201000 -- TSS CANADA US BASED	Wave 1 (US)	2,752.38	38.4%	1,056.91	3,809.29	2,312.79
104671	Exempt	93203000 -- MERCHANDISING CANADA US BASED	Wave 1 (US)	5,769.24	20.6%	1,190.19	6,959.43	4,225.37
107022	Exempt	99346600 -- DOMESTIC BASED BTT-CA TEAM MEMBERS	Wave 1 (US)	11,607.70	20.6%	2,394.67	14,002.37	8,501.44
109180	NonExempt	93208000 -- TTS CANADA US BASED	Wave 3 (US)	4,096.54	38.4%	1,573.07	5,669.61	3,442.26
110865	Exempt	93252000 -- PD REAL ESTATE CANADA US BASED	Wave 3 (US)	5,638.46	20.6%	1,163.21	6,801.67	4,129.59
115276	Exempt	99346600 -- DOMESTIC BASED BTT-CA TEAM MEMBERS	Wave 1 (US)	11,630.76	20.6%	2,399.43	14,030.19	8,518.33
128940	Exempt	93202000 -- STORES HQ CANADA US BASED	Wave 2 (US)	6,938.46	20.6%	1,431.40	8,369.86	5,081.70
132944	Exempt	93204000 -- DISTRIBUTION CANADA US BASED	Wave 3 (US)	14,515.38	20.6%	2,994.52	17,509.90	10,631.01
132969	Exempt	93202000 -- STORES HQ CANADA US BASED	Wave 1 (US)	8,430.76	20.6%	1,739.27	10,170.03	6,174.66
132970	Exempt	93202000 -- STORES HQ CANADA US BASED	Wave 2 (US)	6,041.54	20.6%	1,246.37	7,287.91	4,424.80
132973	Exempt	93202000 -- STORES HQ CANADA US BASED	Wave 2 (US)	7,538.46	20.6%	1,555.18	9,093.64	5,521.14
132987	Exempt	93252000 -- PD REAL ESTATE CANADA US BASED	Wave 3 (US)	7,615.38	20.6%	1,571.05	9,186.43	5,577.48
132988	Exempt	93252000 -- PD REAL ESTATE CANADA US BASED	Wave 3 (US)	10,853.84	20.6%	2,239.15	13,092.99	7,949.31
133004	Exempt	93209000 -- HUMAN RES CANADA US BASED	Wave 2 (US)	12,307.70	20.6%	2,539.08	14,846.78	9,014.12
133011	Exempt	93209000 -- HUMAN RES CANADA US BASED	Wave 1 (US)	8,000.00	20.6%	1,650.40	9,650.40	5,859.17
133013	Exempt	93499000 -- CANADA TTS COE	Wave 3 (US)	10,630.76	20.6%	2,193.13	12,823.89	7,785.93
133014	Exempt	93208000 -- TTS CANADA US BASED	Wave 1 (US)	8,384.62	20.6%	1,729.75	10,114.37	6,140.87
133015	Exempt	93499000 -- CANADA TTS COE	Wave 3 (US)	11,030.76	20.6%	2,275.65	13,306.41	8,078.89
133016	Exempt	99346600 -- DOMESTIC BASED BTT-CA TEAM MEMBERS	Wave 1 (US)	10,038.46	20.6%	2,070.93	12,109.39	7,352.13
133017	Exempt	93208000 -- TTS CANADA US BASED	Wave 3 (US)	10,215.38	20.6%	2,107.43	12,322.81	7,481.71
133018	Exempt	93208000 -- TTS CANADA US BASED	Wave 1 (US)	9,038.46	20.6%	1,864.63	10,903.09	6,619.74
133020	Exempt	99346600 -- DOMESTIC BASED BTT-CA TEAM MEMBERS	Wave 1 (US)	10,946.16	20.6%	2,258.19	13,204.35	8,016.93
133021	Exempt	93208000 -- TTS CANADA US BASED	Wave 1 (US)	9,746.16	20.6%	2,010.63	11,756.79	7,138.05
133022	Exempt	93498000 -- CANADA TTS SUPPORT	Wave 2 (US)	6,970.76	20.6%	1,438.07	8,408.83	5,105.36

January Payroll Data by PMN

133025	Exempt	93208000 -- TTS CANADA US BASED	Wave 1 (US)	10,492.30	20.6%	2,164.56	12,656.86	7,684.52
133026	Exempt	93499000 -- CANADA TTS COE	Wave 3 (US)	7,692.30	20.6%	1,586.92	9,279.22	5,633.81
133027	Exempt	99346600 -- DOMESTIC BASED BTT-CA TEAM MEMBERS	Wave 1 (US)	9,269.24	20.6%	1,912.24	11,181.48	6,788.76
133029	Exempt	99346600 -- DOMESTIC BASED BTT-CA TEAM MEMBERS	Wave 3 (US)	11,984.62	20.6%	2,472.43	14,457.05	8,777.49
133030	Exempt	99346600 -- DOMESTIC BASED BTT-CA TEAM MEMBERS	Wave 3 (US)	10,676.92	20.6%	2,202.65	12,879.57	7,819.74
133031	Exempt	99346600 -- DOMESTIC BASED BTT-CA TEAM MEMBERS	Wave 1 (US)	7,215.38	20.6%	1,488.53	8,703.91	5,284.52
133032	Exempt	99346600 -- DOMESTIC BASED BTT-CA TEAM MEMBERS	Wave 3 (US)	10,030.76	20.6%	2,069.35	12,100.11	7,346.49
133033	Exempt	99346600 -- DOMESTIC BASED BTT-CA TEAM MEMBERS	Wave 3 (US)	10,946.16	20.6%	2,258.19	13,204.35	8,016.93
133101	Exempt	99346600 -- DOMESTIC BASED BTT-CA TEAM MEMBERS	Wave 3 (US)	12,000.00	20.6%	2,475.60	14,475.60	8,788.76
133102	Exempt	93208000 -- TTS CANADA US BASED	Wave 3 (US)	11,569.24	20.6%	2,386.73	13,955.97	8,473.27
133103	Exempt	93208000 -- TTS CANADA US BASED	Wave 1 (US)	14,346.16	20.6%	2,959.61	17,305.77	10,507.08
133104	Exempt	93208000 -- TTS CANADA US BASED	Wave 1 (US)	10,107.70	20.6%	2,085.22	12,192.92	7,402.84
133105	Exempt	93208000 -- TTS CANADA US BASED	Wave 3 (US)	9,550.76	20.6%	1,970.32	11,521.08	6,994.94
133109	Exempt	99346600 -- DOMESTIC BASED BTT-CA TEAM MEMBERS	Wave 1 (US)	11,438.46	20.6%	2,359.75	13,798.21	8,377.49
133126	Exempt	93202000 -- STORES HQ CANADA US BASED	Wave 3 (US)	21,084.62	20.6%	4,349.76	25,434.38	15,442.30
133293	Exempt	93204000 -- DISTRIBUTION CANADA US BASED	Wave 3 (US)	13,953.84	20.6%	2,878.68	16,832.52	10,219.74
133298	Exempt	93208000 -- TTS CANADA US BASED	Wave 1 (US)	11,115.38	20.6%	2,293.10	13,408.48	8,140.86
133299	Exempt	99346600 -- DOMESTIC BASED BTT-CA TEAM MEMBERS	Wave 3 (US)	9,115.38	20.6%	1,880.50	10,995.88	6,676.07
133345	Exempt	99346600 -- DOMESTIC BASED BTT-CA TEAM MEMBERS	Wave 3 (US)	6,500.00	20.6%	1,340.95	7,840.95	4,760.58
133346	Exempt	99346600 -- DOMESTIC BASED BTT-CA TEAM MEMBERS	Wave 1 (US)	9,807.70	20.6%	2,023.33	11,831.03	7,183.12
133440	Exempt	93202000 -- STORES HQ CANADA US BASED	Wave 1 (US)	4,269.24	20.6%	880.74	5,149.98	3,126.78
133449	Exempt	93202000 -- STORES HQ CANADA US BASED	Wave 1 (US)	3,984.62	20.6%	822.03	4,806.65	2,918.32
133475	Exempt	93202000 -- STORES HQ CANADA US BASED	Wave 2 (US)	8,238.46	20.6%	1,699.59	9,938.05	6,033.82
133558	Exempt	99346600 -- DOMESTIC BASED BTT-CA TEAM MEMBERS	Wave 3 (US)	8,338.46	20.6%	1,720.22	10,058.68	6,107.06
133689	Exempt	93208000 -- TTS CANADA US BASED	Wave 1 (US)	9,915.38	20.6%	2,045.54	11,960.92	7,261.99
133698	Exempt	93208000 -- TTS CANADA US BASED	Wave 3 (US)	10,676.92	20.6%	2,202.65	12,879.57	7,819.74
133700	Exempt	93208000 -- TTS CANADA US BASED	Wave 3 (US)	9,969.24	20.6%	2,056.65	12,025.89	7,301.44
133784	Exempt	93209000 -- HUMAN RES CANADA US BASED	Wave 2 (US)	8,461.54	20.6%	1,745.62	10,207.16	6,197.20
133889	Exempt	93208000 -- TTS CANADA US BASED	Wave 1 (US)	7,307.70	20.6%	1,507.58	8,815.28	5,352.13
133963	Exempt	99346600 -- DOMESTIC BASED BTT-CA TEAM MEMBERS	Wave 1 (US)	8,430.76	20.6%	1,739.27	10,170.03	6,174.66
134058	Exempt	93499000 -- CANADA TTS COE	Wave 3 (US)	10,769.24	20.6%	2,221.69	12,990.93	7,887.35
134059	Exempt	93498000 -- CANADA TTS SUPPORT	Wave 3 (US)	6,830.76	20.6%	1,409.19	8,239.95	5,002.82
134154	Exempt	93203000 -- MERCHANDISING CANADA US BASED	Wave 1 (US)	5,761.54	20.6%	1,188.61	6,950.15	4,219.73
134166	Exempt	99346600 -- DOMESTIC BASED BTT-CA TEAM MEMBERS	Wave 1 (US)	10,130.76	20.6%	2,089.98	12,220.74	7,419.73
134168	Exempt	93208000 -- TTS CANADA US BASED	Wave 3 (US)	8,569.24	20.6%	1,767.83	10,337.07	6,276.08
134190	Exempt	93209000 -- HUMAN RES CANADA US BASED	Wave 2 (US)	5,769.24	20.6%	1,190.19	6,959.43	4,225.37
134191	Exempt	93209000 -- HUMAN RES CANADA US BASED	Wave 1 (US)	7,400.00	20.6%	1,526.62	8,926.62	5,419.73
134198	Exempt	93205000 -- MARKETING CANADA US BASED	Wave 1 (US)	11,576.92	20.6%	2,388.32	13,965.24	8,478.89
134282	Exempt	93499000 -- CANADA TTS COE	Wave 3 (US)	12,307.70	20.6%	2,539.08	14,846.78	9,014.12
134357	Exempt	93203000 -- MERCHANDISING CANADA US BASED	Wave 1 (US)	5,776.92	20.6%	1,191.78	6,968.70	4,231.00
134374	Exempt	99346600 -- DOMESTIC BASED BTT-CA TEAM MEMBERS	Wave 3 (US)	10,538.46	20.6%	2,174.08	12,712.54	7,718.33

January Payroll Data by PMN

134375	Exempt	99346600 -- DOMESTIC BASED BTT-CA TEAM MEMBERS	Wave 3 (US)	10,923.08	20.6%	2,253.43	13,176.51	8,000.02
134376	Exempt	99346600 -- DOMESTIC BASED BTT-CA TEAM MEMBERS	Wave 1 (US)	12,092.30	20.6%	2,494.64	14,586.94	8,856.36
134399	Exempt	93202000 -- STORES HQ CANADA US BASED	Wave 1 (US)	6,267.70	20.6%	1,293.03	7,560.73	4,590.44
134400	Exempt	93202000 -- STORES HQ CANADA US BASED	Wave 1 (US)	5,284.62	20.6%	1,090.22	6,374.84	3,870.44
134401	Exempt	93202000 -- STORES HQ CANADA US BASED	Wave 1 (US)	3,692.30	20.6%	761.72	4,454.02	2,704.23
135220	Exempt	93201000 -- TSS CANADA US BASED	Wave 1 (US)	7,846.16	20.6%	1,618.66	9,464.82	5,746.50
135233	Exempt	93208000 -- TTS CANADA US BASED	Wave 2 (US)	6,892.30	20.6%	1,421.88	8,314.18	5,047.90
135234	Exempt	99346600 -- DOMESTIC BASED BTT-CA TEAM MEMBERS	Wave 1 (US)	10,676.92	20.6%	2,202.65	12,879.57	7,819.74
135645	Exempt	93499000 -- CANADA TTS COE	Wave 3 (US)	5,230.76	20.6%	1,079.11	6,309.87	3,830.99
135646	Exempt	93498000 -- CANADA TTS SUPPORT	Wave 2 (US)	11,515.38	20.6%	2,375.62	13,891.00	8,433.82
135705	Exempt	93208000 -- TTS CANADA US BASED	Wave 1 (US)	8,003.08	20.6%	1,651.04	9,654.12	5,861.43
135786	Exempt	90346000 -- STORES FRS SOLUTION DELIVERY	Wave 2 (US)	8,323.08	20.6%	1,717.05	10,040.13	6,095.79
135788	Exempt	93498000 -- CANADA TTS SUPPORT	Wave 2 (US)	4,277.84	20.6%	882.52	5,160.36	3,133.07
135793	Exempt	93208000 -- TTS CANADA US BASED	Wave 3 (US)	10,800.00	20.6%	2,228.04	13,028.04	7,909.88
135812	Exempt	93201000 -- TSS CANADA US BASED	Wave 1 (US)	8,238.46	20.6%	1,699.59	9,938.05	6,033.82
135995	Exempt	93499000 -- CANADA TTS COE	Wave 3 (US)	7,169.24	20.6%	1,479.01	8,648.25	5,250.73
135998	Exempt	93499000 -- CANADA TTS COE	Wave 3 (US)	9,461.54	20.6%	1,951.92	11,413.46	6,929.60
136005	Exempt	93208000 -- TTS CANADA US BASED	Wave 1 (US)	8,007.70	20.6%	1,651.99	9,659.69	5,864.81
136054	Exempt	93201000 -- TSS CANADA US BASED	Wave 1 (US)	7,438.46	20.6%	1,534.55	8,973.01	5,447.90
136192	Exempt	93209000 -- HUMAN RES CANADA US BASED	Wave 1 (US)	6,453.84	20.6%	1,331.43	7,785.27	4,726.77
136199	Exempt	93209000 -- HUMAN RES CANADA US BASED	Wave 2 (US)	11,307.70	20.6%	2,332.78	13,640.48	8,281.72
136215	Exempt	93498000 -- CANADA TTS SUPPORT	Wave 2 (US)	7,176.92	20.6%	1,480.60	8,657.52	5,256.35
136216	Exempt	93498000 -- CANADA TTS SUPPORT	Wave 2 (US)	5,400.00	20.6%	1,114.02	6,514.02	3,954.94
136217	Exempt	93498000 -- CANADA TTS SUPPORT	Wave 3 (US)	9,276.92	20.6%	1,913.83	11,190.75	6,794.38
136218	Exempt	93208000 -- TTS CANADA US BASED	Wave 2 (US)	8,076.91	20.6%	1,666.27	9,743.18	5,915.50
136220	Exempt	93498000 -- CANADA TTS SUPPORT	Wave 3 (US)	7,500.00	20.6%	1,547.25	9,047.25	5,492.97
136222	Exempt	93498000 -- CANADA TTS SUPPORT	Wave 3 (US)	8,076.92	20.6%	1,666.27	9,743.19	5,915.51
136223	Exempt	93498000 -- CANADA TTS SUPPORT	Wave 2 (US)	7,923.08	20.6%	1,634.53	9,557.61	5,802.84
136224	Exempt	99346600 -- DOMESTIC BASED BTT-CA TEAM MEMBERS	Wave 1 (US)	9,115.38	20.6%	1,880.50	10,995.88	6,676.07
136227	Exempt	93498000 -- CANADA TTS SUPPORT	Wave 2 (US)	8,661.54	20.6%	1,786.88	10,448.42	6,343.68
136232	Exempt	93499000 -- CANADA TTS COE	Wave 3 (US)	9,723.08	20.6%	2,005.87	11,728.95	7,121.15
136234	Exempt	93499000 -- CANADA TTS COE	Wave 3 (US)	9,246.16	20.6%	1,907.48	11,153.64	6,771.85
151993	Exempt	93499000 -- CANADA TTS COE	Wave 2 (US)	8,046.16	20.6%	1,659.92	9,706.08	5,892.98
151995	Exempt	93499000 -- CANADA TTS COE	Wave 3 (US)	8,907.70	20.6%	1,837.66	10,745.36	6,523.97
151996	Exempt	93499000 -- CANADA TTS COE	Wave 3 (US)	8,853.84	20.6%	1,826.55	10,680.39	6,484.52
152000	Exempt	93499000 -- CANADA TTS COE	Wave 3 (US)	7,500.00	20.6%	1,547.25	9,047.25	5,492.97
152011	Exempt	93499000 -- CANADA TTS COE	Wave 3 (US)	7,846.16	20.6%	1,618.66	9,464.82	5,746.50
152012	Exempt	93499000 -- CANADA TTS COE	Wave 3 (US)	8,707.70	20.6%	1,796.40	10,504.10	6,377.49
152338	Exempt	93204000 -- DISTRIBUTION CANADA US BASED	Wave 3 (US)	11,315.38	20.6%	2,334.36	13,649.74	8,287.34
152586	Exempt	99346600 -- DOMESTIC BASED BTT-CA TEAM MEMBERS	Wave 3 (US)	6,269.24	20.6%	1,293.34	7,562.58	4,591.57
153178	Exempt	93201000 -- TSS CANADA US BASED	Wave 1 (US)	8,238.46	20.6%	1,699.59	9,938.05	6,033.82



January Payroll Data by PMN

153421	Exempt	93498000 -- CANADA TTS SUPPORT	Wave 2 (US)	5,930.76	20.6%	1,223.52	7,154.28	4,343.67
153423	Exempt	93498000 -- CANADA TTS SUPPORT	Wave 3 (US)	4,580.84	20.6%	945.03	5,525.87	3,354.99
153427	Exempt	99346600 -- DOMESTIC BASED BTT-CA TEAM MEMBERS	Wave 1 (US)	10,769.24	20.6%	2,221.69	12,990.93	7,887.35
153428	Exempt	93498000 -- CANADA TTS SUPPORT	Wave 3 (US)	10,700.00	20.6%	2,207.41	12,907.41	7,836.64
153429	Exempt	93498000 -- CANADA TTS SUPPORT	Wave 2 (US)	7,161.54	20.6%	1,477.43	8,638.97	5,245.09
153431	Exempt	93208000 -- TTS CANADA US BASED	Wave 3 (US)	7,076.92	20.6%	1,459.97	8,536.89	5,183.11
153432	Exempt	93498000 -- CANADA TTS SUPPORT	Wave 2 (US)	6,615.38	20.6%	1,364.75	7,980.13	4,845.08
153433	Exempt	99346600 -- DOMESTIC BASED BTT-CA TEAM MEMBERS	Wave 1 (US)	8,523.07	20.6%	1,758.31	10,281.38	6,242.27
153435	Exempt	93498000 -- CANADA TTS SUPPORT	Wave 2 (US)	7,338.46	20.6%	1,513.92	8,852.38	5,374.66
153436	Exempt	93498000 -- CANADA TTS SUPPORT	Wave 2 (US)	9,738.46	20.6%	2,009.04	11,747.50	7,132.41
153496	Exempt	93201000 -- TSS CANADA US BASED	Wave 1 (US)	4,153.84	20.6%	856.94	5,010.78	3,042.26
154084	Exempt	93201000 -- TSS CANADA US BASED	Wave 1 (US)	6,692.30	20.6%	1,380.62	8,072.92	4,901.42
154094	Exempt	93203000 -- MERCHANDISING CANADA US BASED	Wave 1 (US)	4,153.84	20.6%	856.94	5,010.78	3,042.26
154095	Exempt	93203000 -- MERCHANDISING CANADA US BASED	Wave 1 (US)	4,223.08	20.6%	871.22	5,094.30	3,092.97
154096	Exempt	93203000 -- MERCHANDISING CANADA US BASED	Wave 1 (US)	4,207.70	20.6%	868.05	5,075.75	3,081.70
154097	Exempt	93203000 -- MERCHANDISING CANADA US BASED	Wave 1 (US)	4,692.30	20.6%	968.02	5,660.32	3,436.62
154098	Exempt	93203000 -- MERCHANDISING CANADA US BASED	Wave 1 (US)	4,207.70	20.6%	868.05	5,075.75	3,081.70
154099	Exempt	93203000 -- MERCHANDISING CANADA US BASED	Wave 1 (US)	4,207.70	20.6%	868.05	5,075.75	3,081.70
154100	Exempt	93203000 -- MERCHANDISING CANADA US BASED	Wave 1 (US)	4,630.76	20.6%	955.33	5,586.09	3,391.55
154101	Exempt	93203000 -- MERCHANDISING CANADA US BASED	Wave 1 (US)	4,723.08	20.6%	974.37	5,697.45	3,459.17
154103	Exempt	93203000 -- MERCHANDISING CANADA US BASED	Wave 1 (US)	4,230.76	20.6%	872.81	5,103.57	3,098.59
154104	Exempt	93203000 -- MERCHANDISING CANADA US BASED	Wave 1 (US)	4,623.08	20.6%	953.74	5,576.82	3,385.93
154706	Exempt	93523000 -- TP CANADA ADMIN US	Wave 1 (US)	5,292.30	20.6%	1,091.80	6,384.10	3,876.06
154819	Exempt	93201000 -- TSS CANADA US BASED	Wave 1 (US)	4,269.24	20.6%	880.74	5,149.98	3,126.78
154820	Exempt	93201000 -- TSS CANADA US BASED	Wave 1 (US)	4,630.76	20.6%	955.33	5,586.09	3,391.55
154821	Exempt	93201000 -- TSS CANADA US BASED	Wave 1 (US)	4,153.84	20.6%	856.94	5,010.78	3,042.26
154822	Exempt	93201000 -- TSS CANADA US BASED	Wave 1 (US)	4,880.78	20.6%	1,006.90	5,887.68	3,574.67
154823	Exempt	93201000 -- TSS CANADA US BASED	Wave 1 (US)	6,646.16	20.6%	1,371.10	8,017.26	4,867.62
154826	NonExempt	93201000 -- TSS CANADA US BASED	Wave 1 (US)	3,000.84	38.4%	1,152.32	4,153.16	2,521.56
154841	Exempt	93201000 -- TSS CANADA US BASED	Wave 1 (US)	7,038.46	20.6%	1,452.03	8,490.49	5,154.94
154892	Exempt	93201000 -- TSS CANADA US BASED	Wave 1 (US)	7,846.16	20.6%	1,618.66	9,464.82	5,746.50
154893	Exempt	93201000 -- TSS CANADA US BASED	Wave 1 (US)	8,346.16	20.6%	1,721.81	10,067.97	6,112.70
154902	Exempt	93201000 -- TSS CANADA US BASED	Wave 1 (US)	5,384.62	20.6%	1,110.85	6,495.47	3,943.68
155126	Exempt	93201000 -- TSS CANADA US BASED	Wave 1 (US)	4,307.70	20.6%	888.68	5,196.38	3,154.94
155127	Exempt	93201000 -- TSS CANADA US BASED	Wave 1 (US)	4,630.76	20.6%	955.33	5,586.09	3,391.55
155128	Exempt	93201000 -- TSS CANADA US BASED	Wave 1 (US)	4,153.84	20.6%	856.94	5,010.78	3,042.26
155129	Exempt	93201000 -- TSS CANADA US BASED	Wave 1 (US)	4,176.92	20.6%	861.70	5,038.62	3,059.16
155130	Exempt	93201000 -- TSS CANADA US BASED	Wave 1 (US)	8,084.62	20.6%	1,667.86	9,752.48	5,921.15
155174	Exempt	93208000 -- TTS CANADA US BASED	Wave 3 (US)	10,176.92	20.6%	2,099.50	12,276.42	7,453.54
155289	Exempt	93201000 -- TSS CANADA US BASED	Wave 1 (US)	(676.93)	20.6%	(139.65)	(816.58)	(495.78)
155290	Exempt	93201000 -- TSS CANADA US BASED	Wave 1 (US)	13,238.46	20.6%	2,731.09	15,969.55	9,695.80



January Payroll Data by PMN

155291	Exempt	93201000 -- TSS CANADA US BASED	Wave 1 (US)	7,846.16	20.6%	1,618.66	9,464.82	5,746.50
155545	Exempt	93208000 -- TTS CANADA US BASED	Wave 3 (US)	10,661.54	20.6%	2,199.48	12,861.02	7,808.47
155702	Exempt	93201000 -- TSS CANADA US BASED	Wave 1 (US)	6,592.30	20.6%	1,359.99	7,952.29	4,828.18
155838	Exempt	93209000 -- HUMAN RES CANADA US BASED	Wave 1 (US)	7,223.08	20.6%	1,490.12	8,713.20	5,290.16
156120	Exempt	93201000 -- TSS CANADA US BASED	Wave 1 (US)	4,153.84	20.6%	856.94	5,010.78	3,042.26
156121	Exempt	93201000 -- TSS CANADA US BASED	Wave 1 (US)	4,184.62	20.6%	863.29	5,047.91	3,064.80
156122	Exempt	93201000 -- TSS CANADA US BASED	Wave 1 (US)	4,153.84	20.6%	856.94	5,010.78	3,042.26
156125	NonExempt	93201000 -- TSS CANADA US BASED	Wave 1 (US)	2,636.79	38.4%	1,012.53	3,649.32	2,215.66
156126	NonExempt	93201000 -- TSS CANADA US BASED	Wave 1 (US)	3,358.70	38.4%	1,289.74	4,648.44	2,822.27
156628	Exempt	99346600 -- DOMESTIC BASED BTT-CA TEAM MEMBERS	Wave 1 (US)	6,590.76	20.6%	1,359.67	7,950.43	4,827.05
156636	Exempt	93499000 -- CANADA TTS COE	Wave 3 (US)	10,407.70	20.6%	2,147.11	12,554.81	7,622.56
156844	NonExempt	93201000 -- TSS CANADA US BASED	Wave 1 (US)	3,187.53	38.4%	1,224.01	4,411.54	2,678.44
158601	Exempt	93202000 -- STORES HQ CANADA US BASED	Wave 1 (US)	4,384.62	20.6%	904.55	5,289.17	3,211.28
158603	Exempt	93202000 -- STORES HQ CANADA US BASED	Wave 1 (US)	27,544.82	20.6%	5,682.50	33,227.32	20,173.73
159773	Exempt	93204000 -- DISTRIBUTION CANADA US BASED	Wave 3 (US)	9,769.24	20.6%	2,015.39	11,784.63	7,154.96
159775	Exempt	93204000 -- DISTRIBUTION CANADA US BASED	Wave 2 (US)	7,807.70	20.6%	1,610.73	9,418.43	5,718.33
159777	Exempt	93204000 -- DISTRIBUTION CANADA US BASED	Wave 2 (US)	6,800.00	20.6%	1,402.84	8,202.84	4,980.30
159781	Exempt	93204000 -- DISTRIBUTION CANADA US BASED	Wave 1 (US)	5,915.38	20.6%	1,220.34	7,135.72	4,332.40
160182	Exempt	93201000 -- TSS CANADA US BASED	Wave 1 (US)	5,230.76	20.6%	1,079.11	6,309.87	3,830.99
160183	Exempt	93201000 -- TSS CANADA US BASED	Wave 1 (US)	4,653.84	20.6%	960.09	5,613.93	3,408.46
160184	Exempt	93201000 -- TSS CANADA US BASED	Wave 1 (US)	5,461.54	20.6%	1,126.72	6,588.26	4,000.01
161477	Exempt	93203000 -- MERCHANDISING CANADA US BASED	Wave 1 (US)	5,861.54	20.6%	1,209.24	7,070.78	4,292.97
161478	Exempt	93203000 -- MERCHANDISING CANADA US BASED	Wave 1 (US)	10,246.16	20.6%	2,113.78	12,359.94	7,504.25
161479	Exempt	93203000 -- MERCHANDISING CANADA US BASED	Wave 1 (US)	5,800.00	20.6%	1,196.54	6,996.54	4,247.90
161480	Exempt	93203000 -- MERCHANDISING CANADA US BASED	Wave 1 (US)	4,623.08	20.6%	953.74	5,576.82	3,385.93
161481	Exempt	93203000 -- MERCHANDISING CANADA US BASED	Wave 1 (US)	4,738.46	20.6%	977.54	5,716.00	3,470.43
161482	Exempt	93203000 -- MERCHANDISING CANADA US BASED	Wave 1 (US)	4,207.70	20.6%	868.05	5,075.75	3,081.70
161483	Exempt	93203000 -- MERCHANDISING CANADA US BASED	Wave 1 (US)	4,207.70	20.6%	868.05	5,075.75	3,081.70
161484	Exempt	93203000 -- MERCHANDISING CANADA US BASED	Wave 1 (US)	4,153.84	20.6%	856.94	5,010.78	3,042.26
161485	Exempt	93203000 -- MERCHANDISING CANADA US BASED	Wave 1 (US)	4,207.70	20.6%	868.05	5,075.75	3,081.70
161486	Exempt	93203000 -- MERCHANDISING CANADA US BASED	Wave 1 (US)	4,223.08	20.6%	871.22	5,094.30	3,092.97
161498	Exempt	93202000 -- STORES HQ CANADA US BASED	Wave 3 (US)	9,192.30	20.6%	1,896.37	11,088.67	6,732.41
161614	Exempt	93202000 -- STORES HQ CANADA US BASED	Wave 2 (US)	7,461.54	20.6%	1,539.32	9,000.86	5,464.81
161615	Exempt	93202000 -- STORES HQ CANADA US BASED	Wave 1 (US)	6,384.62	20.6%	1,317.15	7,701.77	4,676.07
161616	Exempt	93202000 -- STORES HQ CANADA US BASED	Wave 2 (US)	5,923.08	20.6%	1,221.93	7,145.01	4,338.04
161617	Exempt	93202000 -- STORES HQ CANADA US BASED	Wave 2 (US)	6,438.46	20.6%	1,328.25	7,766.71	4,715.51
161618	Exempt	93202000 -- STORES HQ CANADA US BASED	Wave 1 (US)	8,461.54	20.6%	1,745.62	10,207.16	6,197.20
161620	Exempt	93523000 -- TP CANADA ADMIN US	Wave 2 (US)	9,423.08	20.6%	1,943.98	11,367.06	6,901.43
163909	Exempt	93498000 -- CANADA TTS SUPPORT	Wave 2 (US)	7,176.92	20.6%	1,480.60	8,657.52	5,256.35
164485	Exempt	93204000 -- DISTRIBUTION CANADA US BASED	Wave 1 (US)	7,877.70	20.6%	1,625.17	9,502.87	5,769.60
167847	NonExempt	93209000 -- HUMAN RES CANADA US BASED	Wave 1 (US)	3,212.12	38.4%	1,233.45	4,445.57	2,699.10

January Payroll Data by PMN

169486	Exempt	93498000 -- CANADA TTS SUPPORT	Wave 3 (US)	6,646.16	20.6%	1,371.10	8,017.26	4,867.62
169662	Exempt	93208000 -- TTS CANADA US BASED	Wave 1 (US)	10,184.62	20.6%	2,101.09	12,285.71	7,459.18
171462	Exempt	93202000 -- STORES HQ CANADA US BASED	Wave 1 (US)	5,392.30	20.6%	1,112.43	6,504.73	3,949.30
171801	Exempt	93523000 -- TP CANADA ADMIN US	Wave 2 (US)	7,384.62	20.6%	1,523.45	8,908.07	5,408.47
172445	Exempt	93204000 -- DISTRIBUTION CANADA US BASED	Wave 1 (US)	7,738.46	20.6%	1,596.44	9,334.90	5,667.62
173476	Exempt	93204000 -- DISTRIBUTION CANADA US BASED	Wave 2 (US)	6,923.08	20.6%	1,428.23	8,351.31	5,070.44
173571	Exempt	93203000 -- MERCHANDISING CANADA US BASED	Wave 1 (US)	6,007.70	20.6%	1,239.39	7,247.09	4,400.02
173572	Exempt	93203000 -- MERCHANDISING CANADA US BASED	Wave 1 (US)	4,153.84	20.6%	856.94	5,010.78	3,042.26
174175	Exempt	93203000 -- MERCHANDISING CANADA US BASED	Wave 1 (US)	4,223.08	20.6%	871.22	5,094.30	3,092.97
174176	Exempt	93203000 -- MERCHANDISING CANADA US BASED	Wave 1 (US)	4,207.70	20.6%	868.05	5,075.75	3,081.70
174177	Exempt	93203000 -- MERCHANDISING CANADA US BASED	Wave 1 (US)	4,738.46	20.6%	977.54	5,716.00	3,470.43
174380	Exempt	93208000 -- TTS CANADA US BASED	Wave 1 (US)	7,423.08	20.6%	1,531.38	8,954.46	5,436.64
175343	NonExempt	93201000 -- TSS CANADA US BASED	Wave 1 (US)	2,810.67	38.4%	1,079.30	3,889.97	2,361.77
175344	NonExempt	93201000 -- TSS CANADA US BASED	Wave 1 (US)	2,240.35	38.4%	860.29	3,100.64	1,882.53
175345	NonExempt	93201000 -- TSS CANADA US BASED	Wave 1 (US)	2,865.01	38.4%	1,100.16	3,965.17	2,407.43
175346	NonExempt	93201000 -- TSS CANADA US BASED	Wave 1 (US)	2,986.83	38.4%	1,146.94	4,133.77	2,509.79
175347	NonExempt	93201000 -- TSS CANADA US BASED	Wave 1 (US)	795.13	38.4%	305.33	1,100.46	668.14
175348	NonExempt	93201000 -- TSS CANADA US BASED	Wave 1 (US)	3,264.26	38.4%	1,253.48	4,517.74	2,742.91
175608	Exempt	93523000 -- TP CANADA ADMIN US	Wave 2 (US)	7,915.38	20.6%	1,632.94	9,548.32	5,797.20
176324	Exempt	93204000 -- DISTRIBUTION CANADA US BASED	Wave 2 (US)	8,200.00	20.6%	1,691.66	9,891.66	6,005.65
176593	Exempt	93207000 -- FINANCE CANADA US BASED	Wave 1 (US)	9,507.70	20.6%	1,961.44	11,469.14	6,963.41
177721	Exempt	93203000 -- MERCHANDISING CANADA US BASED	Wave 1 (US)	5,969.24	20.6%	1,231.45	7,200.69	4,371.85
177722	Exempt	93203000 -- MERCHANDISING CANADA US BASED	Wave 1 (US)	5,246.16	20.6%	1,082.28	6,328.44	3,842.27
177811	Exempt	99346600 -- DOMESTIC BASED BTT-CA TEAM MEMBERS	Wave 3 (US)	21,153.84	20.6%	4,364.04	25,517.88	15,493.00
178846	Exempt	93209000 -- HUMAN RES CANADA US BASED	Wave 1 (US)	9,461.54	20.6%	1,951.92	11,413.46	6,929.60
178857	Exempt	93208000 -- TTS CANADA US BASED	Wave 1 (US)	7,692.30	20.6%	1,586.92	9,279.22	5,633.81
178858	Exempt	99346600 -- DOMESTIC BASED BTT-CA TEAM MEMBERS	Wave 3 (US)	4,576.92	20.6%	944.22	5,521.14	3,352.12
181085	NonExempt	93203000 -- MERCHANDISING CANADA US BASED	Wave 1 (US)	3,535.00	38.4%	1,357.44	4,892.44	2,970.41
181086	NonExempt	93203000 -- MERCHANDISING CANADA US BASED	Wave 1 (US)	3,254.40	38.4%	1,249.69	4,504.09	2,734.63
181087	NonExempt	93203000 -- MERCHANDISING CANADA US BASED	Wave 1 (US)	3,251.15	38.4%	1,248.44	4,499.59	2,731.89
181088	NonExempt	93203000 -- MERCHANDISING CANADA US BASED	Wave 1 (US)	3,057.51	38.4%	1,174.08	4,231.59	2,569.18
181089	NonExempt	93203000 -- MERCHANDISING CANADA US BASED	Wave 1 (US)	3,184.00	38.4%	1,222.66	4,406.66	2,675.47
181090	NonExempt	93203000 -- MERCHANDISING CANADA US BASED	Wave 1 (US)	2,855.79	38.4%	1,096.62	3,952.41	2,399.68
132658	Exempt	91326000 -- IND MYT CANADA MERCHANDISE PRESENTA	India	331.34	20.6%	68.36	399.70	242.67
132819	Exempt	91326000 -- IND MYT CANADA MERCHANDISE PRESENTA	India	1,667.78	20.6%	344.06	2,011.84	1,221.47
132871	Exempt	91326000 -- IND MYT CANADA MERCHANDISE PRESENTA	India	331.34	20.6%	68.36	399.70	242.67
135708	Exempt	91107500 -- IND RJU MERCHANDISE PAYABLES	India	2,697.59	20.6%	556.51	3,254.10	1,975.70
136193	Exempt	91118110 -- IND RJU HROC CANADA	India	1,513.63	20.6%	312.26	1,825.90	1,108.58
152804	Exempt	91115800 -- IND RJU FINOPS CAN	India	914.17	20.6%	188.59	1,102.76	669.53
153370	Exempt	91300300 -- IND MYT FIN AP CAN	India	1,196.54	20.6%	246.85	1,443.39	876.34
153372	Exempt	91300300 -- IND MYT FIN AP CAN	India	1,821.07	20.6%	375.69	2,196.75	1,333.74

January Payroll Data by PMN

153889	Exempt	91306200 -- IND MYT MER PLANNING OPS CANADA	India	1,411.49	20.6%	291.19	1,702.68	1,033.77
153890	Exempt	91306200 -- IND MYT MER PLANNING OPS CANADA	India	522.38	20.6%	107.77	630.15	382.59
153892	Exempt	91306200 -- IND MYT MER PLANNING OPS CANADA	India	632.86	20.6%	130.56	763.41	463.50
153893	Exempt	91306200 -- IND MYT MER PLANNING OPS CANADA	India	588.39	20.6%	121.39	709.78	430.94
153894	Exempt	91306200 -- IND MYT MER PLANNING OPS CANADA	India	509.03	20.6%	105.01	614.04	372.81
153895	Exempt	91306200 -- IND MYT MER PLANNING OPS CANADA	India	668.77	20.6%	137.97	806.74	489.81
154139	Exempt	91306200 -- IND MYT MER PLANNING OPS CANADA	India	2,099.93	20.6%	433.22	2,533.15	1,537.98
154140	Exempt	91306200 -- IND MYT MER PLANNING OPS CANADA	India	1,215.21	20.6%	250.70	1,465.91	890.02
154141	Exempt	91306200 -- IND MYT MER PLANNING OPS CANADA	India	553.03	20.6%	114.09	667.12	405.03
154142	Exempt	91306200 -- IND MYT MER PLANNING OPS CANADA	India	545.61	20.6%	112.56	658.17	399.60
154143	Exempt	91306200 -- IND MYT MER PLANNING OPS CANADA	India	530.96	20.6%	109.54	640.50	388.87
154144	Exempt	91306200 -- IND MYT MER PLANNING OPS CANADA	India	1,079.25	20.6%	222.65	1,301.90	790.44
154596	Exempt	91300300 -- IND MYT FIN AP CAN	India	1,292.07	20.6%	266.55	1,558.62	946.31
154879	Exempt	91306100 -- IND MYT TTS CANADA	India	4,534.27	20.6%	935.42	5,469.69	3,320.88
155140	Exempt	91306100 -- IND MYT TTS CANADA	India	2,177.75	20.6%	449.27	2,627.02	1,594.98
155142	Exempt	91306100 -- IND MYT TTS CANADA	India	2,110.63	20.6%	435.42	2,546.05	1,545.81
155143	Exempt	91306100 -- IND MYT TTS CANADA	India	2,969.97	20.6%	612.70	3,582.67	2,175.20
155144	Exempt	91306100 -- IND MYT TTS CANADA	India	2,820.85	20.6%	581.94	3,402.79	2,065.98
155145	Exempt	91106100 -- IND RJU TTS CANADA	India	1,572.80	20.6%	324.47	1,897.26	1,151.91
155146	Exempt	91306100 -- IND MYT TTS CANADA	India	2,042.14	20.6%	421.29	2,463.43	1,495.65
155147	Exempt	91306100 -- IND MYT TTS CANADA	India	7,300.73	20.6%	1,506.14	8,806.87	5,347.03
155148	Exempt	91306100 -- IND MYT TTS CANADA	India	1,912.75	20.6%	394.60	2,307.35	1,400.89
155149	Exempt	91306100 -- IND MYT TTS CANADA	India	1,127.15	20.6%	232.53	1,359.69	825.52
155150	Exempt	91306100 -- IND MYT TTS CANADA	India	3,064.83	20.6%	632.27	3,697.11	2,244.67
155151	Exempt	91304600 -- IND MYT GLOBAL OPS	India	2,078.32	20.6%	428.76	2,507.07	1,522.15
155153	Exempt	91304600 -- IND MYT GLOBAL OPS	India	1,787.96	20.6%	368.86	2,156.82	1,309.50
155154	Exempt	91306100 -- IND MYT TTS CANADA	India	2,308.50	20.6%	476.24	2,784.74	1,690.73
155156	Exempt	91306100 -- IND MYT TTS CANADA	India	2,869.14	20.6%	591.90	3,461.04	2,101.35
155157	Exempt	91306100 -- IND MYT TTS CANADA	India	4,184.39	20.6%	863.24	5,047.63	3,064.63
155158	Exempt	91306100 -- IND MYT TTS CANADA	India	905.14	20.6%	186.73	1,091.87	662.92
155176	Exempt	91300500 -- IND MYT FIN REPORTING CANADA	India	2,016.73	20.6%	416.05	2,432.78	1,477.04
155177	Exempt	91300500 -- IND MYT FIN REPORTING CANADA	India	1,558.38	20.6%	321.49	1,879.87	1,141.35
155474	Exempt	91106300 -- IND RJU MARKETING CANADA	India	1,110.58	20.6%	229.11	1,339.69	813.38
155475	Exempt	91106300 -- IND RJU MARKETING CANADA	India	544.81	20.6%	112.39	657.21	399.02
155476	Exempt	91106300 -- IND RJU MARKETING CANADA	India	707.62	20.6%	145.98	853.60	518.26
155477	Exempt	91106300 -- IND RJU MARKETING CANADA	India	622.63	20.6%	128.45	751.08	456.01
155478	Exempt	91106300 -- IND RJU MARKETING CANADA	India	515.63	20.6%	106.37	622.00	377.65
155555	Exempt	91300300 -- IND MYT FIN AP CAN	India	324.34	20.6%	66.91	391.26	237.55
155556	Exempt	91300300 -- IND MYT FIN AP CAN	India	554.97	20.6%	114.49	669.46	406.46
155557	Exempt	91300300 -- IND MYT FIN AP CAN	India	550.65	20.6%	113.60	664.25	403.29
155560	Exempt	91300300 -- IND MYT FIN AP CAN	India	336.10	20.6%	69.34	405.44	246.16

January Payroll Data by PMN

155561	Exempt	91300300 -- IND MYT FIN AP CAN	India	324.34	20.6%	66.91	391.26	237.55
155564	Exempt	91118110 -- IND RJU HROC CANADA	India	324.34	20.6%	66.91	391.26	237.55
155565	Exempt	91118110 -- IND RJU HROC CANADA	India	503.16	20.6%	103.80	606.96	368.51
155566	Exempt	91118110 -- IND RJU HROC CANADA	India	331.34	20.6%	68.36	399.70	242.67
155568	Exempt	91118110 -- IND RJU HROC CANADA	India	573.26	20.6%	118.26	691.53	419.86
155569	Exempt	91118110 -- IND RJU HROC CANADA	India	565.95	20.6%	116.75	682.70	414.50
155570	Exempt	91118110 -- IND RJU HROC CANADA	India	621.83	20.6%	128.28	750.12	455.43
155571	Exempt	91118110 -- IND RJU HROC CANADA	India	341.15	20.6%	70.38	411.53	249.86
155575	Exempt	91118110 -- IND RJU HROC CANADA	India	456.29	20.6%	94.13	550.42	334.18
155577	Exempt	91118110 -- IND RJU HROC CANADA	India	341.15	20.6%	70.38	411.53	249.86
155580	Exempt	91118110 -- IND RJU HROC CANADA	India	324.34	20.6%	66.91	391.26	237.55
155581	Exempt	91118110 -- IND RJU HROC CANADA	India	324.34	20.6%	66.91	391.26	237.55
155582	Exempt	91118110 -- IND RJU HROC CANADA	India	331.34	20.6%	68.36	399.70	242.67
155591	Exempt	91300500 -- IND MYT FIN REPORTING CANADA	India	763.83	20.6%	157.58	921.41	559.43
155632	Exempt	91111400 -- IND RJU AP REPORTING CANADA	India	2,247.29	20.6%	463.62	2,710.91	1,645.91
155633	Exempt	91111400 -- IND RJU AP REPORTING CANADA	India	629.23	20.6%	129.81	759.04	460.85
155634	Exempt	91111400 -- IND RJU AP REPORTING CANADA	India	791.44	20.6%	163.27	954.71	579.65
155635	Exempt	91300500 -- IND MYT FIN REPORTING CANADA	India	1,517.01	20.6%	312.96	1,829.97	1,111.05
155636	Exempt	91300500 -- IND MYT FIN REPORTING CANADA	India	920.39	20.6%	189.88	1,110.26	674.09
155637	Exempt	91300500 -- IND MYT FIN REPORTING CANADA	India	2,327.44	20.6%	480.15	2,807.59	1,704.61
155706	Exempt	91300500 -- IND MYT FIN REPORTING CANADA	India	1,522.78	20.6%	314.15	1,836.93	1,115.28
155708	Exempt	91327000 -- IND MYT CANADA BUSINESS SYSTEM SERV	India	940.62	20.6%	194.05	1,134.67	688.91
155709	Exempt	91327000 -- IND MYT CANADA BUSINESS SYSTEM SERV	India	1,319.14	20.6%	272.14	1,591.28	966.13
155710	Exempt	91327000 -- IND MYT CANADA BUSINESS SYSTEM SERV	India	331.34	20.6%	68.36	399.70	242.67
155711	Exempt	91327000 -- IND MYT CANADA BUSINESS SYSTEM SERV	India	509.79	20.6%	105.17	614.96	373.37
155712	Exempt	91327000 -- IND MYT CANADA BUSINESS SYSTEM SERV	India	331.34	20.6%	68.36	399.70	242.67
155713	Exempt	91327000 -- IND MYT CANADA BUSINESS SYSTEM SERV	India	462.15	20.6%	95.34	557.50	338.48
155714	Exempt	91327000 -- IND MYT CANADA BUSINESS SYSTEM SERV	India	364.32	20.6%	75.16	439.48	266.82
156019	Exempt	91306100 -- IND MYT TTS CANADA	India	3,845.31	20.6%	793.29	4,638.60	2,816.29
156158	Exempt	91319500 -- IND MYT FINANCE DATA QUALITY	India	629.23	20.6%	129.81	759.04	460.85
156720	Exempt	91300300 -- IND MYT FIN AP CAN	India	667.53	20.6%	137.71	805.24	488.89
156722	Exempt	91300300 -- IND MYT FIN AP CAN	India	443.52	20.6%	91.50	535.01	324.83
156723	Exempt	91300300 -- IND MYT FIN AP CAN	India	399.14	20.6%	82.34	481.48	292.33
156724	Exempt	91300300 -- IND MYT FIN AP CAN	India	344.50	20.6%	71.07	415.57	252.31
156725	Exempt	91300300 -- IND MYT FIN AP CAN	India	332.74	20.6%	68.64	401.38	243.70
156726	Exempt	91300300 -- IND MYT FIN AP CAN	India	417.87	20.6%	86.21	504.08	306.05
156728	Exempt	91300300 -- IND MYT FIN AP CAN	India	404.34	20.6%	83.42	487.76	296.14
156729	Exempt	91107500 -- IND RJU MERCHANDISE PAYABLES	India	331.74	20.6%	68.44	400.18	242.97
156730	Exempt	91300300 -- IND MYT FIN AP CAN	India	354.59	20.6%	73.15	427.74	259.70
156734	Exempt	91300300 -- IND MYT FIN AP CAN	India	995.18	20.6%	205.31	1,200.48	728.86
156735	Exempt	91300300 -- IND MYT FIN AP CAN	India	565.63	20.6%	116.69	682.32	414.27



January Payroll Data by PMN

156736	Exempt	91300300 -- IND MYT FIN AP CAN	India	635.48	20.6%	131.10	766.58	465.43
156737	Exempt	91300300 -- IND MYT FIN AP CAN	India	629.91	20.6%	129.95	759.86	461.35
156738	Exempt	91300300 -- IND MYT FIN AP CAN	India	768.62	20.6%	158.57	927.19	562.94
156740	Exempt	91300300 -- IND MYT FIN AP CAN	India	482.81	20.6%	99.60	582.41	353.61
156741	Exempt	91300300 -- IND MYT FIN AP CAN	India	647.27	20.6%	133.53	780.81	474.06
156743	Exempt	91300300 -- IND MYT FIN AP CAN	India	487.56	20.6%	100.58	588.15	357.09
156757	Exempt	91300300 -- IND MYT FIN AP CAN	India	436.27	20.6%	90.00	526.27	319.52
156758	Exempt	91300300 -- IND MYT FIN AP CAN	India	546.33	20.6%	112.71	659.03	400.13
156859	Exempt	91300500 -- IND MYT FIN REPORTING CANADA	India	1,242.17	20.6%	256.26	1,498.43	909.76
156860	Exempt	91300500 -- IND MYT FIN REPORTING CANADA	India	1,174.04	20.6%	242.21	1,416.25	859.87
156861	Exempt	91300500 -- IND MYT FIN REPORTING CANADA	India	1,596.01	20.6%	329.26	1,925.27	1,168.91
156863	Exempt	91300500 -- IND MYT FIN REPORTING CANADA	India	1,382.66	20.6%	285.24	1,667.90	1,012.65
156864	Exempt	91300500 -- IND MYT FIN REPORTING CANADA	India	2,325.79	20.6%	479.81	2,805.60	1,703.40
157042	Exempt	91326000 -- IND MYT CANADA MERCHANDISE PRESENTA	India	1,024.14	20.6%	211.28	1,235.42	750.08
157043	Exempt	91326000 -- IND MYT CANADA MERCHANDISE PRESENTA	India	426.95	20.6%	88.08	515.03	312.70
157044	Exempt	91326000 -- IND MYT CANADA MERCHANDISE PRESENTA	India	331.34	20.6%	68.36	399.70	242.67
157045	Exempt	91326000 -- IND MYT CANADA MERCHANDISE PRESENTA	India	508.96	20.6%	105.00	613.96	372.76
157048	Exempt	91326000 -- IND MYT CANADA MERCHANDISE PRESENTA	India	559.56	20.6%	115.44	675.00	409.82
157049	Exempt	91326000 -- IND MYT CANADA MERCHANDISE PRESENTA	India	504.49	20.6%	104.08	608.57	369.49
157050	Exempt	91326000 -- IND MYT CANADA MERCHANDISE PRESENTA	India	426.95	20.6%	88.08	515.03	312.70
157051	Exempt	91326000 -- IND MYT CANADA MERCHANDISE PRESENTA	India	354.59	20.6%	73.15	427.74	259.70
157052	Exempt	91326000 -- IND MYT CANADA MERCHANDISE PRESENTA	India	436.61	20.6%	90.07	526.69	319.77
157054	Exempt	91106300 -- IND RJU MARKETING CANADA	India	537.50	20.6%	110.89	648.38	393.66
157055	Exempt	91106300 -- IND RJU MARKETING CANADA	India	581.43	20.6%	119.95	701.37	425.83
157056	Exempt	91106300 -- IND RJU MARKETING CANADA	India	544.51	20.6%	112.33	656.85	398.80
157160	Exempt	91107000 -- IND RJU ACCOUNT RECONCILIATION	India	924.03	20.6%	190.63	1,114.65	676.75
157216	Exempt	91107500 -- IND RJU MERCHANDISE PAYABLES	India	398.64	20.6%	82.24	480.88	291.96
157218	Exempt	91300300 -- IND MYT FIN AP CAN	India	547.82	20.6%	113.02	660.84	401.22
157219	Exempt	91300300 -- IND MYT FIN AP CAN	India	452.23	20.6%	93.29	545.52	331.21
157220	Exempt	91300300 -- IND MYT FIN AP CAN	India	324.34	20.6%	66.91	391.26	237.55
157222	Exempt	91300300 -- IND MYT FIN AP CAN	India	482.92	20.6%	99.63	582.55	353.69
157285	Exempt	91300500 -- IND MYT FIN REPORTING CANADA	India	1,319.14	20.6%	272.14	1,591.28	966.13
157286	Exempt	91300500 -- IND MYT FIN REPORTING CANADA	India	855.32	20.6%	176.45	1,031.77	626.43
157290	Exempt	91327000 -- IND MYT CANADA BUSINESS SYSTEM SERV	India	351.13	20.6%	72.44	423.57	257.17
157291	Exempt	91327000 -- IND MYT CANADA BUSINESS SYSTEM SERV	India	331.34	20.6%	68.36	399.70	242.67
157292	Exempt	91327000 -- IND MYT CANADA BUSINESS SYSTEM SERV	India	481.71	20.6%	99.38	581.09	352.80
157294	Exempt	91327000 -- IND MYT CANADA BUSINESS SYSTEM SERV	India	451.70	20.6%	93.18	544.88	330.82
157298	Exempt	91327000 -- IND MYT CANADA BUSINESS SYSTEM SERV	India	458.96	20.6%	94.68	553.65	336.14
157716	Exempt	91300300 -- IND MYT FIN AP CAN	India	700.95	20.6%	144.61	845.55	513.37
157717	Exempt	91107500 -- IND RJU MERCHANDISE PAYABLES	India	462.90	20.6%	95.50	558.40	339.03
157718	Exempt	91100300 -- IND RJU FINANCE AP CANADA	India	649.98	20.6%	134.09	784.07	476.05

January Payroll Data by PMN

158003	Exempt	91312000 -- IND MYT GO TECHNOLOGIES	India	557.32	20.6%	114.97	672.29	408.18
159011	Exempt	91310800 -- IND MYT PD OPERATIONS	India	413.07	20.6%	85.22	498.29	302.53
159013	Exempt	91310800 -- IND MYT PD OPERATIONS	India	365.08	20.6%	75.32	440.40	267.38
159014	Exempt	91310800 -- IND MYT PD OPERATIONS	India	512.80	20.6%	105.79	618.59	375.58
159236	Exempt	91300300 -- IND MYT FIN AP CAN	India	1,222.18	20.6%	252.14	1,474.32	895.12
159237	Exempt	91107100 -- IND RJU AP FINANCE CONTROL	India	618.72	20.6%	127.64	746.37	453.15
159238	Exempt	91300300 -- IND MYT FIN AP CAN	India	800.70	20.6%	165.18	965.88	586.43
159239	Exempt	91300300 -- IND MYT FIN AP CAN	India	539.96	20.6%	111.39	651.35	395.46
159912	Exempt	91106300 -- IND RJU MARKETING CANADA	India	1,433.11	20.6%	295.65	1,728.76	1,049.60
159913	Exempt	91109100 -- IND RJU IM CREATIVE SERVICES	India	1,207.02	20.6%	249.01	1,456.02	884.01
161568	Exempt	91300300 -- IND MYT FIN AP CAN	India	429.91	20.6%	88.69	518.60	314.87
161569	Exempt	91107500 -- IND RJU MERCHANDISE PAYABLES	India	293.08	20.6%	60.46	353.55	214.65
162232	Exempt	91311100 -- IND MYT STORE OPERTIONS CANADA	India	601.56	20.6%	124.10	725.67	440.58
162233	Exempt	91311100 -- IND MYT STORE OPERTIONS CANADA	India	876.16	20.6%	180.75	1,056.91	641.69
162642	Exempt	91310800 -- IND MYT PD OPERATIONS	India	432.94	20.6%	89.32	522.26	317.08
162643	Exempt	91310800 -- IND MYT PD OPERATIONS	India	427.40	20.6%	88.17	515.58	313.03
164039	Exempt	91306100 -- IND MYT TTS CANADA	India	2,123.83	20.6%	438.15	2,561.97	1,555.48
164240	Exempt	91306100 -- IND MYT TTS CANADA	India	1,029.50	20.6%	212.39	1,241.88	754.00
164241	Exempt	91305300 -- IND MYT DS PACKAGES	India	2,374.46	20.6%	489.85	2,864.31	1,739.05
167680	Exempt	91327000 -- IND MYT CANADA BUSINESS SYSTEM SERV	India	331.34	20.6%	68.36	399.70	242.67
173564	Exempt	91108900 -- IND RJU MARKETING MANAGEMENT	India	1,319.14	20.6%	272.14	1,591.28	966.13
173565	Exempt	91108900 -- IND RJU MARKETING MANAGEMENT	India	732.13	20.6%	151.04	883.16	536.21
173567	Exempt	91108900 -- IND RJU MARKETING MANAGEMENT	India	516.13	20.6%	106.48	622.61	378.01
173568	Exempt	91108900 -- IND RJU MARKETING MANAGEMENT	India	501.28	20.6%	103.41	604.69	367.14
173569	Exempt	91108900 -- IND RJU MARKETING MANAGEMENT	India	494.68	20.6%	102.05	596.73	362.30
175080	Exempt	91323000 -- IND MYT MPD OPS	India	331.34	20.6%	68.36	399.70	242.67
175081	Exempt	91323000 -- IND MYT MPD OPS	India	331.34	20.6%	68.36	399.70	242.67
175082	Exempt	91323000 -- IND MYT MPD OPS	India	331.34	20.6%	68.36	399.70	242.67
175083	Exempt	91323000 -- IND MYT MPD OPS	India	331.34	20.6%	68.36	399.70	242.67
175084	Exempt	91323000 -- IND MYT MPD OPS	India	331.34	20.6%	68.36	399.70	242.67
175085	Exempt	91323000 -- IND MYT MPD OPS	India	331.34	20.6%	68.36	399.70	242.67
175086	Exempt	91323000 -- IND MYT MPD OPS	India	331.34	20.6%	68.36	399.70	242.67
175087	Exempt	91326000 -- IND MYT CANADA MERCHANDISE PRESENTA	India	331.34	20.6%	68.36	399.70	242.67
175088	Exempt	91326000 -- IND MYT CANADA MERCHANDISE PRESENTA	India	331.34	20.6%	68.36	399.70	242.67
175089	Exempt	91326000 -- IND MYT CANADA MERCHANDISE PRESENTA	India	331.34	20.6%	68.36	399.70	242.67
175090	Exempt	91326000 -- IND MYT CANADA MERCHANDISE PRESENTA	India	331.34	20.6%	68.36	399.70	242.67
175091	Exempt	91326000 -- IND MYT CANADA MERCHANDISE PRESENTA	India	331.34	20.6%	68.36	399.70	242.67
				<u>3,982,120.68</u>			<u>4,841,970.61</u>	<u>2,939,767.87</u>

**Financial Reporting**

Outplacement Payment Tracking

Canada RIF

Payment Period	Payment Amount
03/2015	191,900
04/2015	20,000
05/2015	77,900
05/2015	20,000
05/2015	2,500
	<u>312,300</u>

Summary Tie-Out	
Fiscal April	191,900 <b>2</b>
Fiscal May	20,000 <b>2</b>
Fiscal June	100,400 <b>2</b>
Grand Total	312,300



Row Labels	Sum of Amount
March Month-End	100.00 2
April Month-End	8,351,515.00 2
May Month-End	380,761.02 2
June Month-End	3,589,868.33 2
<b>Grand Total</b>	<b>12,322,244.35</b>

Remainder Accruals (Entered as June Expense Item) 5,276,772.00 2

441

Pay Period End	Fiscal Month	Run Date	Check #	Check Dt	Hrs/Units	Line Descr	Amount	Acct	GL Loc	GL Exp Ctr	LD Loc	LD Exp Ctr	Co	Group	Empl Class	Earns End
4/4/2015	March Month-End	4/6/2015	95347394	4/2/2015	0.00000	416- Oth ERN	100.00	5150000000	0501	4483	0591	4483	11	A11	RG	4/4/2015
4/11/2015	April Month-End	4/13/2015	95347394	4/2/2015	0.00000	416- Oth ERN	(100.00)	5116000000	0501	4483	0591	4483	11	A11	RG	4/4/2015
5/2/2015	April Month-End	5/4/2015	54971284	5/6/2015	0.00000	416- Oth ERN	36,779.00	5116000000	0501	2037	0501	2031	11	X11	LM	5/2/2015
5/2/2015	April Month-End	5/4/2015	54971294	5/6/2015	0.00000	416- Oth ERN	25,815.00	5116000000	0501	2037	0501	2031	11	X11	EX	5/2/2015
5/2/2015	April Month-End	5/4/2015	54971159	5/6/2015	0.00000	416- Oth ERN	14,538.00	5116000000	0501	2037	0501	2031	11	X11	EX	5/2/2015
5/2/2015	April Month-End	5/4/2015	54971401	5/6/2015	0.00000	416- Oth ERN	19,681.00	5116000000	0501	2037	0501	2031	11	X11	EX	5/2/2015
5/2/2015	April Month-End	5/4/2015	54971356	5/6/2015	0.00000	416- Oth ERN	17,630.00	5116000000	0501	2037	0501	2031	11	X11	EX	5/2/2015
5/2/2015	April Month-End	5/4/2015	54971163	5/6/2015	0.00000	416- Oth ERN	4,320.00	5116000000	0501	2039	0501	2055	12	A12	RG	5/2/2015
5/2/2015	April Month-End	5/4/2015	54971258	5/6/2015	0.00000	416- Oth ERN	15,623.00	5116000000	0501	2038	0501	2032	14	X14	EX	5/2/2015
5/2/2015	April Month-End	5/4/2015	54971462	5/6/2015	0.00000	416- Oth ERN	9,292.00	5116000000	0501	2038	0501	2032	14	X14	EX	5/2/2015
5/2/2015	April Month-End	5/4/2015	54971216	5/6/2015	0.00000	416- Oth ERN	5,280.00	5116000000	0501	2037	0501	2031	11	A11	RG	5/2/2015
5/2/2015	April Month-End	5/4/2015	54971174	5/6/2015	0.00000	416- Oth ERN	11,885.00	5116000000	0501	2037	0501	2031	11	X11	EX	5/2/2015
5/2/2015	April Month-End	5/4/2015	54971397	5/6/2015	0.00000	416- Oth ERN	132,520.00	5116000000	0501	2037	0501	2031	11	X11	LM	5/2/2015
5/2/2015	April Month-End	5/4/2015	54971315	5/6/2015	0.00000	416- Oth ERN	38,985.00	5116000000	0501	2037	0501	2031	11	X11	LM	5/2/2015
5/2/2015	April Month-End	5/4/2015	54971242	5/6/2015	0.00000	416- Oth ERN	11,250.00	5116000000	0501	2038	0501	2032	14	X14	EX	5/2/2015
5/2/2015	April Month-End	5/4/2015	54971298	5/6/2015	0.00000	416- Oth ERN	7,363.00	5116000000	0501	2038	0501	2032	14	X14	EX	5/2/2015
5/2/2015	April Month-End	5/4/2015	54971346	5/6/2015	0.00000	416- Oth ERN	18,779.00	5116000000	0501	2039	0501	2055	12	X12	LM	5/2/2015
5/2/2015	April Month-End	5/4/2015	54971487	5/6/2015	0.00000	416- Oth ERN	8,077.00	5116000000	0501	2038	0501	2032	14	X14	EX	5/2/2015
5/2/2015	April Month-End	5/4/2015	54971204	5/6/2015	0.00000	416- Oth ERN	6,346.00	5116000000	0501	2038	0501	2032	14	X14	EX	5/2/2015
5/2/2015	April Month-End	5/4/2015	54971164	5/6/2015	0.00000	416- Oth ERN	6,231.00	5116000000	0501	2039	0501	2055	12	X12	EX	5/2/2015
5/2/2015	April Month-End	5/4/2015	54971152	5/6/2015	0.00000	416- Oth ERN	3,918.00	5116000000	0501	2038	0501	2032	14	A14	RG	5/2/2015
5/2/2015	April Month-End	5/4/2015	54971400	5/6/2015	0.00000	416- Oth ERN	146,866.00	5116000000	0501	2038	0501	2032	14	X14	KM	5/2/2015
5/2/2015	April Month-End	5/4/2015	54971285	5/6/2015	0.00000	416- Oth ERN	15,862.00	5116000000	0501	2037	0501	2031	11	X11	EX	5/2/2015
5/2/2015	April Month-End	5/4/2015	54971329	5/6/2015	0.00000	416- Oth ERN	17,304.00	5116000000	0501	2036	0501	2034	13	X13	EX	5/2/2015
5/2/2015	April Month-End	5/4/2015	54971220	5/6/2015	0.00000	416- Oth ERN	5,455.00	5116000000	0501	2038	0501	2032	14	A14	RG	5/2/2015
5/2/2015	April Month-End	5/4/2015	54971266	5/6/2015	0.00000	416- Oth ERN	11,538.00	5116000000	0501	2038	0501	2032	14	X14	EX	5/2/2015
5/2/2015	April Month-End	5/4/2015	54971468	5/6/2015	0.00000	416- Oth ERN	9,477.00	5116000000	0501	2038	0501	2032	14	X14	EX	5/2/2015
5/2/2015	April Month-End	5/4/2015	54971466	5/6/2015	0.00000	416- Oth ERN	56,697.00	5116000000	0501	2037	0501	2031	11	X11	LM	5/2/2015
5/2/2015	April Month-End	5/4/2015	54971279	5/6/2015	0.00000	416- Oth ERN	15,800.00	5116000000	0501	2037	0501	2031	11	X11	EX	5/2/2015
5/2/2015	April Month-End	5/4/2015	54971479	5/6/2015	0.00000	416- Oth ERN	9,231.00	5116000000	0501	2038	0501	2032	14	X14	EX	5/2/2015
5/2/2015	April Month-End	5/4/2015	54971275	5/6/2015	0.00000	416- Oth ERN	17,683.00	5116000000	0501	2038	0501	2032	14	X14	EX	5/2/2015
5/2/2015	April Month-End	5/4/2015	54971157	5/6/2015	0.00000	416- Oth ERN	23,650.00	5116000000	0501	2038	0501	2032	14	X14	EX	5/2/2015
5/2/2015	April Month-End	5/4/2015	54971456	5/6/2015	0.00000	416- Oth ERN	9,246.00	5116000000	0501	2038	0501	2032	14	X14	EX	5/2/2015
5/2/2015	April Month-End	5/4/2015	54971245	5/6/2015	0.00000	416- Oth ERN	6,231.00	5116000000	0501	2038	0501	2032	14	X14	EX	5/2/2015
5/2/2015	April Month-End	5/4/2015	54971384	5/6/2015	0.00000	416- Oth ERN	93,646.00	5116000000	0501	2037	0501	2031	11	X11	LM	5/2/2015
5/2/2015	April Month-End	5/4/2015	54971354	5/6/2015	0.00000	416- Oth ERN	44,042.00	5116000000	0501	2037	0501	2031	11	X11	LM	5/2/2015
5/2/2015	April Month-End	5/4/2015	54971396	5/6/2015	0.00000	416- Oth ERN	19,438.00	5116000000	0501	2037	0501	2031	11	X11	EX	5/2/2015
5/2/2015	April Month-End	5/4/2015	54971340	5/6/2015	0.00000	416- Oth ERN	28,011.00	5116000000	0501	2037	0501	2031	11	X11	EX	5/2/2015
5/2/2015	April Month-End	5/4/2015	54971471	5/6/2015	0.00000	416- Oth ERN	57,025.00	5116000000	0501	2037	0501	2031	11	X11	LM	5/2/2015
5/2/2015	April Month-End	5/4/2015	54971375	5/6/2015	0.00000	416- Oth ERN	13,558.00	5116000000	0501	2037	0501	2031	11	X11	LM	5/2/2015
5/2/2015	April Month-End	5/4/2015	54971264	5/6/2015	0.00000	416- Oth ERN	11,538.00	5116000000	0501	2037	0501	2031	11	X11	EX	5/2/2015
5/2/2015	April Month-End	5/4/2015	54971230	5/6/2015	0.00000	416- Oth ERN	12,923.00	5116000000	0501	2039	0501	2055	12	X12	EX	5/2/2015
5/2/2015	April Month-End	5/4/2015	54971368	5/6/2015	0.00000	416- Oth ERN	13,240.00	5116000000	0501	2039	0501	2055	12	X12	EX	5/2/2015
5/2/2015	April Month-End	5/4/2015	54971310	5/6/2015	0.00000	416- Oth ERN	38,331.00	5116000000	0501	2038	0501	2032	14	X14	EX	5/2/2015













5/2/2015 April Month-End	5/4/2015	54971225	5/6/2015	0.00000 416- Oth ERN		24,408.00	5116000000	0501	2038	0501	2032	14	X14	EX	5/2/2015
5/2/2015 April Month-End	5/4/2015	54971348	5/6/2015	0.00000 416- Oth ERN		28,442.00	5116000000	0501	2038	0501	2032	14	X14	EX	5/2/2015
5/2/2015 April Month-End	5/4/2015	54971247	5/6/2015	0.00000 416- Oth ERN		25,231.00	5116000000	0501	2038	0501	2032	14	X14	EX	5/2/2015
5/2/2015 April Month-End	5/4/2015	54971463	5/6/2015	0.00000 416- Oth ERN		9,346.00	5116000000	0501	2038	0501	2032	14	X14	EX	5/2/2015
5/2/2015 April Month-End	5/4/2015	54971158	5/6/2015	0.00000 416- Oth ERN		4,320.00	5116000000	0501	2039	0501	2055	12	A12	RG	5/2/2015
5/2/2015 April Month-End	5/4/2015	54971177	5/6/2015	0.00000 416- Oth ERN		10,000.00	5116000000	0501	2038	0501	2032	14	X14	EX	5/2/2015
5/2/2015 April Month-End	5/4/2015	54971370	5/6/2015	0.00000 416- Oth ERN		13,269.00	5116000000	0501	2037	0501	2031	11	X11	LM	5/2/2015
5/2/2015 April Month-End	5/4/2015	54971278	5/6/2015	0.00000 416- Oth ERN		7,310.00	5116000000	0501	2039	0501	2055	12	X12	EX	5/2/2015
5/2/2015 April Month-End	5/4/2015	54971450	5/6/2015	0.00000 416- Oth ERN		22,677.00	5116000000	0501	2038	0501	2032	14	X14	EX	5/2/2015
5/2/2015 April Month-End	5/4/2015	54971206	5/6/2015	0.00000 416- Oth ERN		12,535.00	5116000000	0501	2038	0501	2032	14	X14	EX	5/2/2015
5/2/2015 April Month-End	5/4/2015	54971395	5/6/2015	0.00000 416- Oth ERN		14,169.00	5116000000	0501	2038	0501	2032	14	X14	EX	5/2/2015
5/2/2015 April Month-End	5/4/2015	95512714	5/6/2015	0.00000 416- Oth ERN		6,231.00	5116000000	0501	2038	0501	2032	14	X14	EX	5/2/2015
5/2/2015 April Month-End	5/4/2015	54971412	5/6/2015	0.00000 416- Oth ERN		29,977.00	5116000000	0501	2037	0501	2031	11	X11	EX	5/2/2015
5/2/2015 April Month-End	5/4/2015	54971260	5/6/2015	0.00000 416- Oth ERN		15,629.00	5116000000	0501	2039	0501	2055	12	X12	EX	5/2/2015
5/2/2015 April Month-End	5/4/2015	54971239	5/6/2015	0.00000 416- Oth ERN		15,264.00	5116000000	0501	2038	0501	2032	14	A14	RG	5/2/2015
5/2/2015 April Month-End	5/4/2015	54971292	5/6/2015	0.00000 416- Oth ERN		7,363.00	5116000000	0501	2038	0501	2032	14	X14	EX	5/2/2015
5/2/2015 April Month-End	5/4/2015	54971222	5/6/2015	0.00000 416- Oth ERN		10,877.00	5116000000	0501	2038	0501	2032	14	X14	EX	5/2/2015
5/2/2015 April Month-End	5/4/2015	54971265	5/6/2015	0.00000 416- Oth ERN		6,923.00	5116000000	0501	2038	0501	2032	14	X14	EX	5/2/2015
5/2/2015 April Month-End	5/4/2015	54971359	5/6/2015	0.00000 416- Oth ERN		46,115.00	5116000000	0501	2037	0501	2031	11	X11	LM	5/2/2015
5/2/2015 April Month-End	5/4/2015	54971376	5/6/2015	0.00000 416- Oth ERN		13,846.00	5116000000	0501	2037	0501	2031	11	X11	LM	5/2/2015
5/2/2015 April Month-End	5/4/2015	54971394	5/6/2015	0.00000 416- Oth ERN		126,840.00	5116000000	0501	2037	0501	2031	11	X11	LM	5/2/2015
5/2/2015 April Month-End	5/4/2015	54971186	5/6/2015	0.00000 416- Oth ERN		12,154.00	5116000000	0501	2037	0501	2031	11	X11	EX	5/2/2015
5/2/2015 April Month-End	5/4/2015	54971459	5/6/2015	0.00000 416- Oth ERN		9,262.00	5116000000	0501	2039	0501	2055	12	X12	EX	5/2/2015
5/2/2015 April Month-End	5/4/2015	54971255	5/6/2015	0.00000 416- Oth ERN		11,440.00	5116000000	0501	2038	0501	2032	14	X14	EX	5/2/2015
5/2/2015 April Month-End	5/4/2015	54971341	5/6/2015	0.00000 416- Oth ERN		43,154.00	5116000000	0501	2038	0501	2032	14	X14	EX	5/2/2015
5/2/2015 April Month-End	5/4/2015	54971442	5/6/2015	0.00000 416- Oth ERN		22,100.00	5116000000	0501	2038	0501	2032	14	X14	EX	5/2/2015
5/2/2015 April Month-End	5/4/2015	54971482	5/6/2015	0.00000 416- Oth ERN		8,654.00	5116000000	0501	2038	0501	2032	14	X14	EX	5/2/2015
5/2/2015 April Month-End	5/4/2015	54971271	5/6/2015	0.00000 416- Oth ERN		11,735.00	5116000000	0501	2038	0501	2032	14	X14	EX	5/2/2015
5/2/2015 April Month-End	5/4/2015	54971323	5/6/2015	0.00000 416- Oth ERN		18,138.00	5116000000	0501	2038	0501	2032	14	X14	EX	5/2/2015
5/9/2015 May Month-End	5/11/2015	55093566	5/12/2015	0.00000 416- Oth ERN		19,038.31	5116000000	0501	2035	9450	3141	04	X04	KM	5/9/2015
5/9/2015 May Month-End	5/11/2015	55093419	5/8/2015	0.00000 416- Oth ERN		51,000.00	5116000000	0501	2037	0501	2031	11	X11	DM	5/9/2015
5/9/2015 May Month-End	5/11/2015	55093420	5/8/2015	0.00000 416- Oth ERN		3,127.00	5116000000	0501	2038	0501	2032	14	X14	EX	5/9/2015
5/9/2015 May Month-End	5/11/2015	55093418	5/8/2015	0.00000 416- Oth ERN		7,938.00	5116000000	0501	2038	0501	2032	14	X14	EX	5/9/2015
5/30/2015 May Month-End	6/1/2015	55461383	6/2/2015	0.00000 416- Oth ERN		(18,197.00)	5116000000	0501	2038	2950	3350	14	X14	EX	5/30/2015
5/30/2015 May Month-End	6/1/2015	55461386	6/2/2015	0.00000 416- Oth ERN		18,196.70	5116000000	0501	2038	2950	3350	14	X14	EX	5/30/2015
5/30/2015 May Month-End	6/1/2015	55461383	6/2/2015	0.00000 416- Oth ERN		18,197.00	5116000000	0501	2038	2950	3350	14	X14	EX	5/30/2015
5/30/2015 May Month-End	6/1/2015	55461380	6/2/2015	0.00000 416- Oth ERN		25,857.00	5116000000	0501	2038	2950	3350	14	X14	EX	5/30/2015
5/30/2015 May Month-End	6/1/2015	55461381	6/2/2015	0.00000 416- Oth ERN		127,715.00	5116000000	0501	2035	9450	3141	04	X04	DM	5/30/2015
5/30/2015 May Month-End	6/1/2015	55461384	6/2/2015	0.00000 416- Oth ERN		56,892.31	5116000000	0501	2038	2950	3350	14	X14	LM	5/30/2015
5/30/2015 May Month-End	6/1/2015	55461388	6/2/2015	0.00000 416- Oth ERN		38,992.31	5116000000	0501	2035	9450	3141	04	X04	KM	5/30/2015
5/30/2015 May Month-End	6/1/2015	55461392	6/2/2015	0.00000 416- Oth ERN		32,004.00	5116000000	0501	2038	2950	3350	14	X14	EX	5/30/2015
5/30/2015 May Month-End	6/1/2015	55461392	6/2/2015	0.00000 416- Oth ERN		(32,004.00)	5116000000	0501	2038	2950	3350	14	X14	EX	5/30/2015
5/30/2015 May Month-End	6/1/2015	55461395	6/2/2015	0.00000 416- Oth ERN		32,004.39	5116000000	0501	2038	2950	3350	14	X14	EX	5/30/2015
6/13/2015 June Month-End	6/15/2015	55706240	6/10/2015	0.00000 416- Oth ERN		75,575.27	5116000000	0501	2038	2950	3350	14	X14	KM	6/13/2015
6/13/2015 June Month-End	6/15/2015	55706241	6/10/2015	0.00000 416- Oth ERN		47,310.16	5116000000	0501	2038	2950	3350	14	X14	LM	6/13/2015
6/13/2015 June Month-End	6/15/2015	55706237	6/10/2015	0.00000 416- Oth ERN		35,367.03	5116000000	0501	2038	2950	3350	14	X14	EX	6/13/2015
6/13/2015 June Month-End	6/15/2015	55706238	6/10/2015	0.00000 416- Oth ERN		50,321.15	5116000000	0501	2037	2950	2248	11	X11	KM	6/13/2015
6/20/2015 June Month-End	6/23/2015	55826856	6/17/2015	0.00000 416- Oth ERN		142,354.00	5116000000	0501	2037	2950	6320	11	X11	DM	6/20/2015
6/20/2015 June Month-End	6/23/2015	55826868	6/17/2015	0.00000 416- Oth ERN		123,569.23	5116000000	0501	2035	9450	3141	04	X04	DM	6/20/2015
6/20/2015 June Month-End	6/23/2015	55826862	6/17/2015	0.00000 416- Oth ERN		41,236.26	5116000000	0501	2037	2950	2301	11	X11	LM	6/20/2015
6/20/2015 June Month-End	6/23/2015	55826865	6/17/2015	0.00000 416- Oth ERN		38,197.80	5116000000	0501	2035	9450	3141	04	X04	EX	6/20/2015
6/20/2015 June Month-End	6/23/2015	55826873	6/17/2015	0.00000 416- Oth ERN		42,972.53	5116000000	0501	2038	2950	2118	14	X14	EX	6/20/2015
6/20/2015 June Month-End	6/23/2015	55826857	6/17/2015	0.00000 416- Oth ERN		72,799.18	5116000000	0501	2035	9450	3141	04	X04	KM	6/20/2015
6/20/2015 June Month-End	6/23/2015	55826852	6/17/2015	0.00000 416- Oth ERN		32,029.40	5116000000	0501	2038	2950	3350	14	X14	EX	6/20/2015
6/20/2015 June Month-End	6/23/2015	55826869	6/17/2015	0.00000 416- Oth ERN		48,832.42	5116000000	0501	2038	2950	2118	14	X14	LM	6/20/2015



6/20/2015 June Month-End	6/23/2015	55826863	6/17/2015	0.00000 416- Oth ERN	51,864.29	5116000000	0501	2038	2950	3350	14	X14	KM	6/20/2015
6/20/2015 June Month-End	6/23/2015	55826854	6/17/2015	0.00000 416- Oth ERN	61,381.32	5116000000	0501	2038	2950	3350	14	X14	KM	6/20/2015
6/27/2015 June Month-End	6/30/2015	55950246	6/24/2015	0.00000 416- Oth ERN	51,477.94	5116000000	0501	2037	0501	2031	11	A11	RG	6/27/2015
6/27/2015 June Month-End	6/30/2015	55950222	6/24/2015	0.00000 416- Oth ERN	70,021.98	5116000000	0501	2037	0501	2031	11	X11	KM	6/27/2015
6/27/2015 June Month-End	6/30/2015	55950229	6/24/2015	0.00000 416- Oth ERN	25,535.71	5116000000	0501	2039	0501	2055	12	X12	EX	6/27/2015
6/27/2015 June Month-End	6/30/2015	55950207	6/24/2015	0.00000 416- Oth ERN	37,590.11	5116000000	0501	2038	0501	2032	14	X14	EX	6/27/2015
6/27/2015 June Month-End	6/30/2015	55950216	6/24/2015	0.00000 416- Oth ERN	20,961.54	5116000000	0501	2037	0501	2031	11	X11	EX	6/27/2015
6/27/2015 June Month-End	6/30/2015	55950231	6/24/2015	0.00000 416- Oth ERN	22,504.94	5116000000	0501	2037	0501	2031	11	X11	EX	6/27/2015
6/27/2015 June Month-End	6/30/2015	55950241	6/24/2015	0.00000 416- Oth ERN	57,476.37	5116000000	0501	2037	0501	2031	11	X11	EX	6/27/2015
6/27/2015 June Month-End	6/30/2015	55950224	6/24/2015	0.00000 416- Oth ERN	32,574.72	5116000000	0501	2037	0501	2031	11	X11	LM	6/27/2015
6/27/2015 June Month-End	6/30/2015	55950219	6/24/2015	0.00000 416- Oth ERN	35,246.15	5116000000	0501	2037	9304	2029	58	X58	EX	6/27/2015
6/27/2015 June Month-End	6/30/2015	55950253	6/24/2015	0.00000 416- Oth ERN	58,048.35	5116000000	0501	2037	0501	2031	11	X11	EX	6/27/2015
6/27/2015 June Month-End	6/30/2015	55950204	6/24/2015	0.00000 416- Oth ERN	41,442.03	5116000000	0501	2038	0501	2032	14	X14	LM	6/27/2015
6/27/2015 June Month-End	6/30/2015	55950232	6/24/2015	0.00000 416- Oth ERN	72,865.93	5116000000	0501	2037	9304	2029	58	X58	LM	6/27/2015
6/27/2015 June Month-End	6/30/2015	55950205	6/24/2015	0.00000 416- Oth ERN	42,451.65	5116000000	0501	2037	0501	2031	11	X11	EX	6/27/2015
6/27/2015 June Month-End	6/30/2015	55950242	6/24/2015	0.00000 416- Oth ERN	47,159.61	5116000000	0501	2037	0501	2031	11	X11	LM	6/27/2015
6/27/2015 June Month-End	6/30/2015	55950228	6/24/2015	0.00000 416- Oth ERN	40,042.58	5116000000	0501	2037	0501	2031	11	X11	LM	6/27/2015
6/27/2015 June Month-End	6/30/2015	55950235	6/24/2015	0.00000 416- Oth ERN	135,846.61	5116000000	0501	2037	0501	2031	11	X11	LM	6/27/2015
6/27/2015 June Month-End	6/30/2015	55950208	6/24/2015	0.00000 416- Oth ERN	68,432.97	5116000000	0501	2037	0501	2031	11	X11	LM	6/27/2015
6/27/2015 June Month-End	6/30/2015	55950210	6/24/2015	0.00000 416- Oth ERN	37,260.99	5116000000	0501	2037	0501	2031	11	X11	EX	6/27/2015
6/27/2015 June Month-End	6/30/2015	55950256	6/24/2015	0.00000 416- Oth ERN	27,107.14	5116000000	0501	2037	0501	2031	11	X11	EX	6/27/2015
6/27/2015 June Month-End	6/30/2015	55950215	6/24/2015	0.00000 416- Oth ERN	31,442.31	5116000000	0501	2037	0501	2031	11	X11	EX	6/27/2015
6/27/2015 June Month-End	6/30/2015	55950252	6/24/2015	0.00000 416- Oth ERN	42,212.09	5116000000	0501	2037	0501	2031	11	X11	EX	6/27/2015
6/27/2015 June Month-End	6/30/2015	55950236	6/24/2015	0.00000 416- Oth ERN	20,376.10	5116000000	0501	2037	0501	2031	11	X11	EX	6/27/2015
6/27/2015 June Month-End	6/30/2015	55950212	6/24/2015	0.00000 416- Oth ERN	52,695.60	5116000000	0501	2037	0501	2031	11	X11	LM	6/27/2015
6/27/2015 June Month-End	6/30/2015	55950198	6/24/2015	0.00000 416- Oth ERN	40,524.73	5116000000	0501	2037	0501	2031	11	X11	EX	6/27/2015
6/27/2015 June Month-End	6/30/2015	55950196	6/24/2015	0.00000 416- Oth ERN	34,285.71	5116000000	0501	2037	0501	2031	11	X11	EX	6/27/2015
6/27/2015 June Month-End	6/30/2015	55950200	6/24/2015	0.00000 416- Oth ERN	62,156.87	5116000000	0501	2038	0501	2032	14	X14	EX	6/27/2015
6/27/2015 June Month-End	6/30/2015	55950240	6/24/2015	0.00000 416- Oth ERN	41,748.63	5116000000	0501	2037	0501	2031	11	X11	EX	6/27/2015
6/27/2015 June Month-End	6/30/2015	55950202	6/24/2015	0.00000 416- Oth ERN	27,172.53	5116000000	0501	2037	0501	2031	11	X11	EX	6/27/2015
6/27/2015 June Month-End	6/30/2015	55950254	6/24/2015	0.00000 416- Oth ERN	26,421.43	5116000000	0501	2037	0501	2031	11	X11	EX	6/27/2015
6/27/2015 June Month-End	6/30/2015	95855118	6/23/2015	0.00000 416- Oth ERN	28,387.91	5116000000	0501	2037	0501	2031	11	X11	EX	6/27/2015
6/27/2015 June Month-End	6/30/2015	55950225	6/24/2015	0.00000 416- Oth ERN	20,173.35	5116000000	0501	2037	0501	2031	11	X11	EX	6/27/2015
6/27/2015 June Month-End	6/30/2015	55950226	6/24/2015	0.00000 416- Oth ERN	36,550.00	5116000000	0501	2037	0501	2031	11	X11	EX	6/27/2015
6/27/2015 June Month-End	6/30/2015	55950251	6/24/2015	0.00000 416- Oth ERN	24,486.00	5116000000	0501	2037	0501	2031	11	A11	RG	6/27/2015
6/27/2015 June Month-End	6/30/2015	95855118	6/23/2015	0.00000 416- Oth ERN	(28,387.91)	5116000000	0501	2037	0501	2031	11	X11	EX	6/27/2015
6/27/2015 June Month-End	6/30/2015	55950233	6/24/2015	0.00000 416- Oth ERN	60,695.60	5116000000	0501	2037	0501	2031	11	X11	EX	6/27/2015
6/27/2015 June Month-End	6/30/2015	55950237	6/24/2015	0.00000 416- Oth ERN	50,792.31	5116000000	0501	2037	0501	2031	11	X11	EX	6/27/2015
6/27/2015 June Month-End	6/30/2015	55950239	6/24/2015	0.00000 416- Oth ERN	37,265.93	5116000000	0501	2037	0501	2031	11	X11	EX	6/27/2015
6/27/2015 June Month-End	6/30/2015	55950249	6/24/2015	0.00000 416- Oth ERN	24,701.37	5116000000	0501	2037	0501	2031	11	X11	EX	6/27/2015
6/27/2015 June Month-End	6/30/2015	55950230	6/24/2015	0.00000 416- Oth ERN	114,746.28	5116000000	0501	2037	0501	2031	11	X11	LM	6/27/2015
6/27/2015 June Month-End	6/30/2015	55950255	6/24/2015	0.00000 416- Oth ERN	98,298.90	5116000000	0501	2037	0501	2031	11	X11	KM	6/27/2015
6/27/2015 June Month-End	6/30/2015	55950238	6/24/2015	0.00000 416- Oth ERN	28,387.91	5116000000	0501	2037	0501	2031	11	X11	EX	6/27/2015
6/27/2015 June Month-End	6/30/2015	55950193	6/24/2015	0.00000 416- Oth ERN	37,527.47	5116000000	0501	2039	0501	2055	12	X12	EX	6/27/2015
6/27/2015 June Month-End	6/30/2015	55950227	6/24/2015	0.00000 416- Oth ERN	26,323.35	5116000000	0501	2037	0501	2031	11	X11	EX	6/27/2015
6/27/2015 June Month-End	6/30/2015	55950257	6/24/2015	0.00000 416- Oth ERN	51,670.00	5116000000	0501	2037	0501	2031	11	X11	EX	6/27/2015
6/27/2015 June Month-End	6/30/2015	55950243	6/24/2015	0.00000 416- Oth ERN	66,610.44	5116000000	0501	2037	0501	2031	11	X11	LM	6/27/2015
6/27/2015 June Month-End	6/30/2015	55950199	6/24/2015	0.00000 416- Oth ERN	17,846.15	5116000000	0501	2037	0501	2031	11	X11	EX	6/27/2015
6/27/2015 June Month-End	6/30/2015	55950250	6/24/2015	0.00000 416- Oth ERN	42,258.52	5116000000	0501	2038	0501	2032	14	X14	EX	6/27/2015
6/27/2015 June Month-End	6/30/2015	55950201	6/24/2015	0.00000 416- Oth ERN	18,428.57	5116000000	0501	2037	0501	2031	11	X11	EX	6/27/2015
6/27/2015 June Month-End	6/30/2015	55950247	6/24/2015	0.00000 416- Oth ERN	60,046.43	5116000000	0501	2037	0501	2031	11	X11	EX	6/27/2015
6/27/2015 June Month-End	6/30/2015	55950192	6/24/2015	0.00000 416- Oth ERN	43,623.63	5116000000	0501	2038	0501	2032	14	X14	EX	6/27/2015
6/27/2015 June Month-End	6/30/2015	55950248	6/24/2015	0.00000 416- Oth ERN	42,624.00	5116000000	0501	2037	0501	2031	11	A11	RG	6/27/2015
6/27/2015 June Month-End	6/30/2015	55950191	6/24/2015	0.00000 416- Oth ERN	92,605.49	5116000000	0501	2037	0501	2031	11	X11	EX	6/27/2015
6/27/2015 June Month-End	6/30/2015	55950195	6/24/2015	0.00000 416- Oth ERN	29,357.14	5116000000	0501	2037	0501	2031	11	X11	EX	6/27/2015

